



Andhra Pradesh


Assembly Factbook™

Kakinada City Assembly Constituency



Key Electoral Data of Kakinada City
Assembly Constituency (Vidhan Sabha)

Andhra Pradesh
Assembly FactbookTM
Kakinada City Assembly Constituency



Kakinada City Vidhan Sabha

Editor & Director

Dr. R.K. Thukral

Research Editor

Dr. Shafeeq Rahman

Compiled, Researched and Published by Datanet India Pvt. Ltd.

D-100, 1st Floor,

Okhla Industrial Area, Phase-I,
New Delhi- 110020.

Ph.: 91-11- 43580781-84

Email : support@indiastatpublications.com

Website : www.indiastatelections.com

Online Book Store :

www.indiastatpublications.com

Report No. : AFB/AP-041-0125

ISBN : 978-93-87415-44-7

First Edition : January, 2018

Eighth Updated Edition : January, 2025

Price : Rs. 11500/-

US\$ 310

© Datanet India Pvt. Ltd.

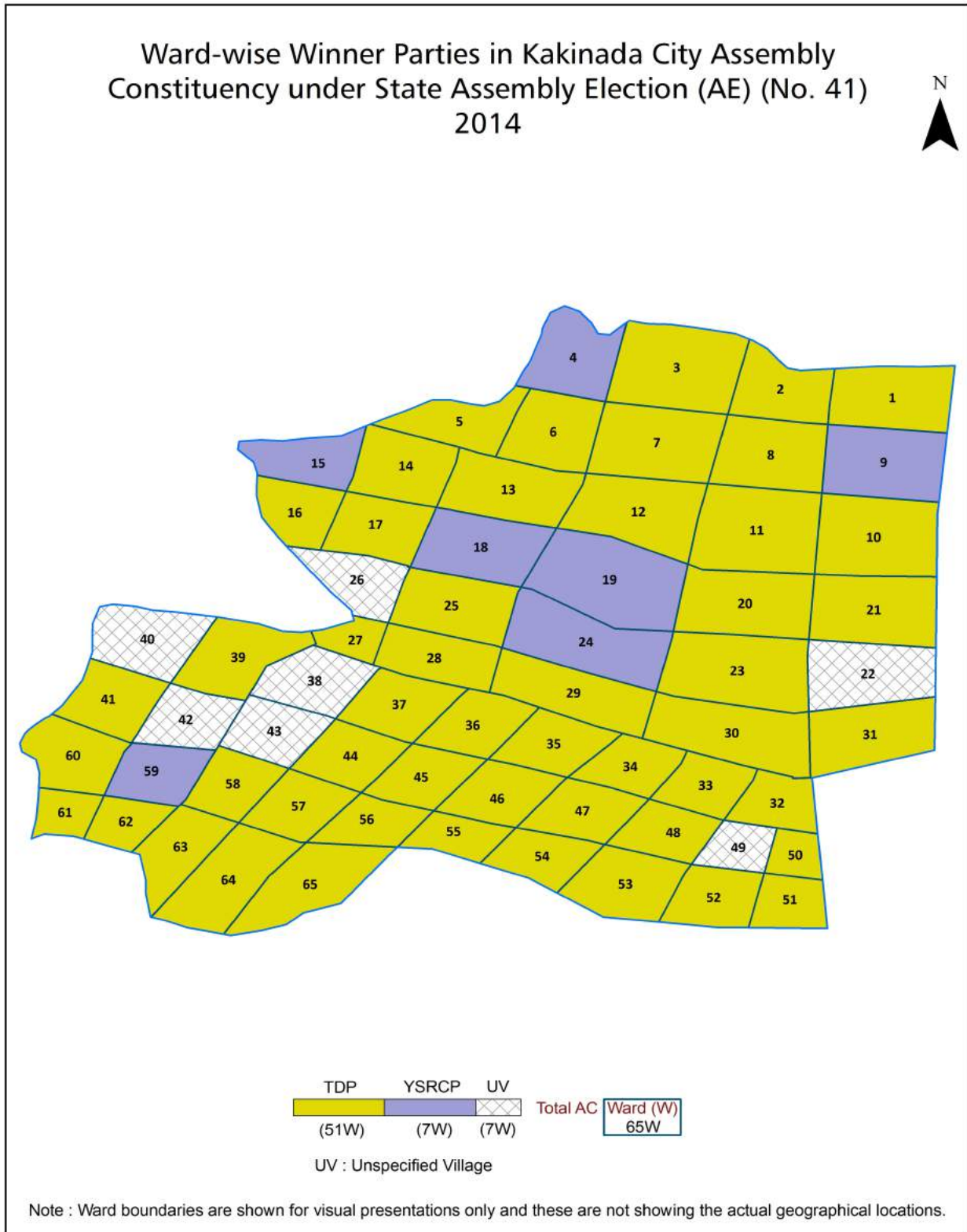
All rights reserved. No part of this book may be reproduced, stored in a retrieval system or transmitted in any form or by any means, mechanical photocopying, photographing, scanning, recording or otherwise without the prior written permission of the publisher. Please refer to Disclaimer at page no. 179 for the use of this publication.

Printed in India

Contents

No.	Particulars	Page No.
	Introduction	
1	Assembly Constituency - (Vidhan Sabha) at a Glance Features of Assembly as per Delimitation Commission of India (2008)	1-2
	Location and Political Maps	
2	Location Map Boundaries of Assembly Constituency - (Vidhan Sabha) in District Boundaries of Assembly Constituency under Parliamentary Constituency - (Lok Sabha) Ward-wise Winner Parties- 2024-PE, 2024-AE, 2019-PE, 2019-AE, 2014-PE, 2014-AE, 2009-PE and 2009-AE	3-11
	Administrative Setup (2011)	
3	District Sub-district Towns Villages Inhabited Villages Uninhabited Villages Village Panchayat Intermediate Panchayat	12
	Demographics (2011)	
4	Population Households Rural/Urban Population Ward by Population Size Sex Ratio (Total & 0-6 Years) Religious Population Social Population Literacy Rate	13-14
	Electoral Features	
5	Important Dates of Last Elections Held Electors by Gender Service Electors Voters Voters Turnout Polling Stations & Average Number of Electors per Polling Station Electors by Age Group Present Elected Representatives	15-20
	Historical Summary Election Results	
6	Vote Share of Major Parties Winning Margin (Number & Percentage Polarity of Parties Summary Result of Assembly Segment of Parliamentary Elections 2024, 2019, 2014 and 2009 Summary Result of Assembly Elections 2024, 2019, 2014 and 2009	21-30
	Polling Station Level Election Results	
7	Name and Number of Polling Station 2024-PE, 2024-AE, 2019-PE, 2019-AE, 2014-PE, 2014-AE, 2009-PE and 2009-AE Polling Station-wise Electoral, Voter & Voter Turnout 2024-PE, 2024-AE, 2019-PE, 2019-AE, 2014-PE, 2014-AE, 2009-PE and 2009-AE Polling Station wise Elections Results 2024-PE, 2024-AE, 2019-PE, 2019-AE, 2014-PE, 2014-AE, 2009-PE and 2009-AE	31-172
	Share of Assembly Constituency	
8	Share of Assembly Constituency - (Vidhan Sabha) in State, District and Parliamentary Constituency - (Lok Sabha)	173
9	Abbreviation & Sources	176-177
10	Disclaimer	179

Location & Political Map

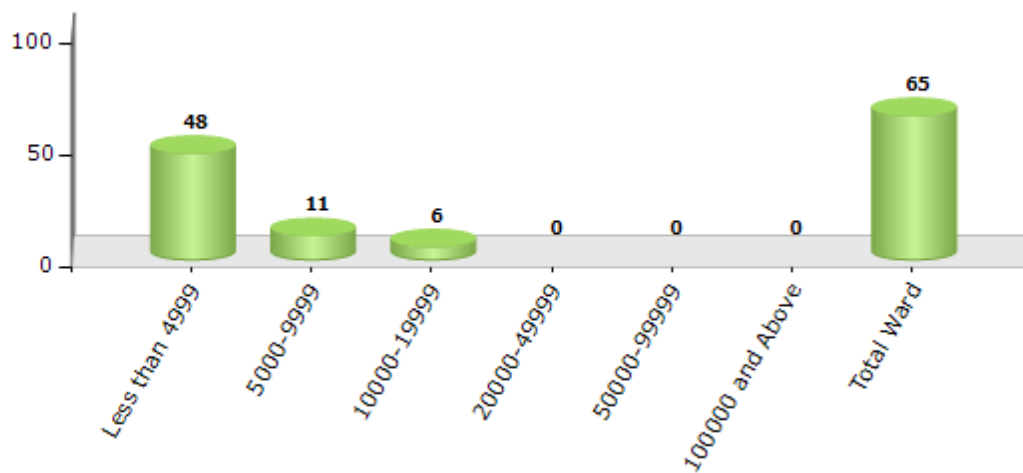


Demographics

Number of Ward by Population Size - 2011

Less than 4999	5000-9999	10000-19999	20000-49999	50000-99999	100000 and Above	Total Ward
48	11	6	0	0	0	65

Number of Ward by Population Size - 2011

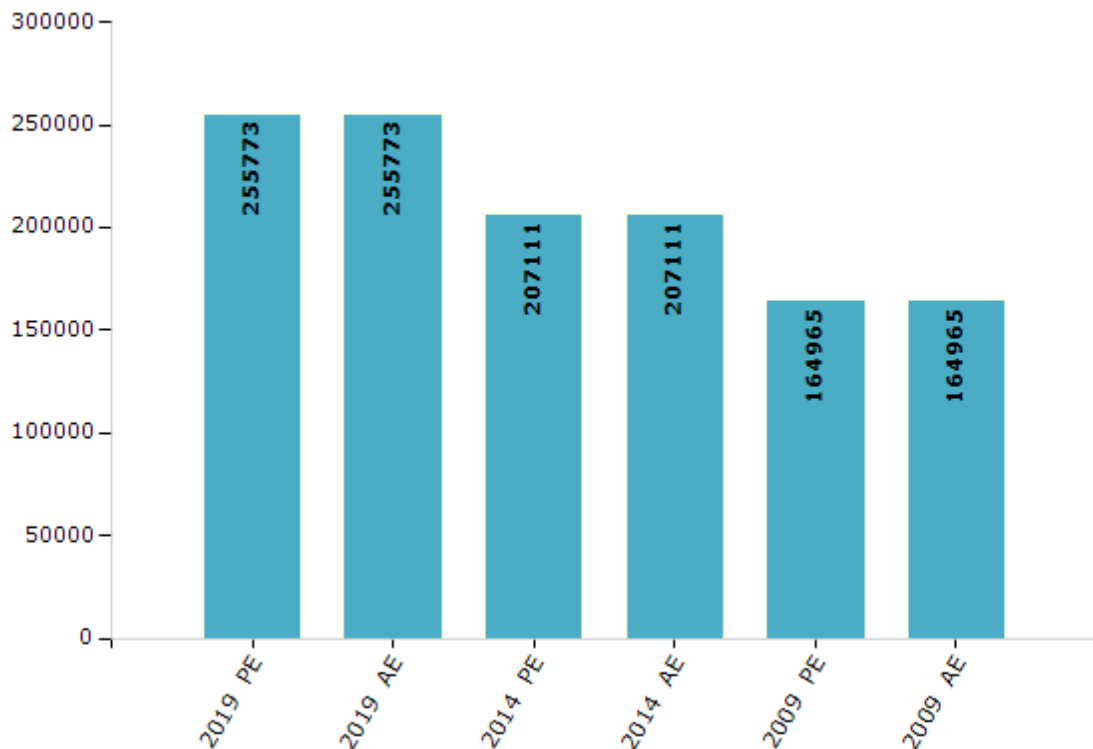


Electoral Features

Electors by Male & Female

Year	Male	Female	Others	Total	Year	Male	Female	Others	Total
2019 PE	123298	132333	142	255773	1994 AE	-	-	-	-
2019 AE	123298	132333	142	255773	1989 AE	-	-	-	-
2014 PE	101940	105099	72	207111	1985 AE	-	-	-	-
2014 AE	101940	105099	72	207111	1983 AE	-	-	-	-
2009 PE	81280	83685	-	164965	1978 AE	-	-	-	-
2009 AE	81280	83685	-	164965	1972 AE	-	-	-	-
2004 PE	-	-	-	-	1967 AE	-	-	-	-
2004 AE	-	-	-	-	1962 AE	-	-	-	-
1999 PE	-	-	-	-	1957 AE	-	-	-	-
1999 AE	-	-	-	-	1955 AE	-	-	-	-

Number of Electors



Note : AE : Assembly Election, PE : Assembly Segment of Parliamentary Election

Historical Summary Election Results

Summary Result of Assembly Election - 2014

Candidate Name	Party	Votes	Votes %
Vanamadi Venkateswararao (Kondababu)	TDP	76467	54.42
Dwarampudi Chandrasekhara Reddy	YSRCP	52467	37.34
Pantham Venkateswararao (Nanaji)	INC	3148	2.24
Y.D.Ramarao	LSP	2684	1.91
Mootha. V. Sasidhar	JaSPa	1732	1.23
Thatipaka Madhu	CPI	1097	0.78
Palla John Wesley	WPOI	374	0.27
M.G.Rao	IND	359	0.26
Jeevaratnam Gadi	JAP	331	0.24
Perpu Veera Balaji Jayaram	AAP	253	0.18
Bondada Nookaraju	RP(K)	198	0.14
Radhakrishna Kudupudi	PPOI	149	0.11
Pesala Sridhar Appaji	IND	99	0.07
Nandika Nukaraju	IND	96	0.07
Boddu Narayanarao	IND	68	0.05
Nagarau Subashtla	IND	35	0.02
	NOTA	966	0.69

Polling Station Level Election Results

Number and Name of Polling Stations (PS) (2019 AE)

Number of Polling Stations	Name of Polling Stations	Number of Polling Stations	Name of Polling Stations
1	Govt. Polytechnic for Women, Mehar Nagar L5 Room	22	M.P.L. Corpn High School for Girls, Srinagar. Westside Block 1St Room From Southside
2	Govt. Polytechnic for Women, Mehar Nagar Yal Room -4	23	M.P.L. Corpn High School for Girls, Srinagar. Western Side Building, 2nd Room
3	Govt. Polytechnic for Women, Mehar Nagar North Side L1 Room	24	M.P.L. Corpn High School for Girls, Srinagar. West Side Block 3Rd Room
4	Govt. Polytechnic for Women, Mehar Nagar Westside Ece Staff Room	25	M.P.L. Corpn High School for Girls, Srinagar. North Side Block Room
5	Mullapudi Venkatarao M.P.L. Corp. Primary School, Godarigunta. Ssa Building Eastern Side Room No. 1	26	Pvr Trust Degree College, Sriramnagar. North Side Building South Side Room I
6	Mullapudi Venkatarao M.P.L. Corp. Primary School, Godarigunta. Ssa Bldg. 2nd From East	27	Pvr Trust Degree College, Sriramnagar. North Side Building South Side 2nd Room
7	Mullapudi Venkatarao M.P.L. Corp. Primary School, Godarigunta. Ssa Bldg. 3Rd From East Side	28	Pvr Trust Degree College, Sriramnagar. South Side To West Building 3Rd Room From East
8	Mullapudi Venkatarao M.P.L. Corp. Primary School, Godarigunta. West Side Building	29	Pvr Trust Degree College, Sriramnagar. South Side To West Bld. 5Th Room From East
9	Smt. Lakshmi Malakondayya M.P.L. Coprn Primary School, Pratap Nagar. New Bldg, 1st Room From East	30	Guild of Services High School, Sriramnagar South Side Building, 3Rd Room From Eastern Side
10	Smt. Lakshmi Malakondayya M.P.L. Coprn Primary School, Pratap Nagar. East Side New Building 2nd Room	31	Guild of Services High School, Sriramnagar South Side Bldg., 4Th Room From East Side
11	Smt. Lakshmi Malakondayya M.P.L. Coprn Primary School, Pratap Nagar. East Side Old Building 2nd Room	32	Guild of Services High School, Sriramnagar West Side Bldg., Room 1
12	Smt. Lakshmi Malakondayya M.P.L. Coprn Primary School, Pratap Nagar. East Side Old Building 1St Room	33	Guild of Services High School, Sriramnagar Western Side Building Room No. 2
13	Deccan School, Narasanna Nagar. Deccan School, North Side Room, Opp Gpt	34	Municipal Corpn Upper PrimarySchool, Perrajupeta. Acc Building East Room
14	M.P.L. Corpn. Upper Primary School, Reserve Police Line, Bhanugudi Junction. New Building, East Side Room	35	Municipal Corpn Upper PrimarySchool, Perrajupeta. Acc Building Centre Room
15	M.P.L. Corpn. Upper Primary School New Bldg.Westside Building	36	Municipal Corpn Up School Perrajupeta Westren Side Building South Side Room
16	M.P.L. Corpn. Upper Primary School, Reserve Police Line, Bhanugudi Junction. New Building, North Side Room,	37	Dr. Ambedkar Municipal Corpn High School, Recharlapeta. West Side First Room
17	M.P.L. Corpn. Upper Primary School, Reserve Police Line, Bhanugudi Junction. New Building, Southern Side Room	38	Dr. Ambedkar Municipal Corpn High School, Recharlapeta. Room No. 2
18	M.P.L. Corpn High School, Sriram Nagar Eastside Block 1St Room From North	39	Dr. Ambedkar Municipal Corpn High School, Recharlapeta. Second Room Form East
19	M.P.L. Corpn High School, Sriram Nagar East Side 2nd Block Room Form North	40	Municipal Corpn Community Hall Library, Recharlapeta. Corporation Community Hall
20	M.P.L. Corpn High School, Sriram Nagar 2nd Block From South Side North Side RCC Room	41	C.B.M. Special M.P.L. Corpn School, Recharlapeta. Anganwadi Building East Side First Room
21	M.P.L. Corpn High School, Sriram Nagar 2nd Block From South Side South Side RCC Room	42	Dr. Ambedkar Municipal Corpn High School, Recharlapeta. East Side First Room

Contd....

Polling Station Level Election Results

Polling Station-wise Votes Secured by Overall Top Five Parties in Kakinada City Assembly in Assembly Election (AE) under Kakinada Parliamentary Constituency in Andhra Pradesh (2019)

Number of Polling Station	Winner - Dwarampudi Chandra Sekhara Reddy (YSRCP)	Runner-up - Vanamadi Venkateswara Rao @ Kondababu (TDP)	3rd - Mootha Sasidher (JnP)	4th - Kola Venkata Varaprasad Varma (INC)	5th - Peddireddi Ravi Kiran (BJP)	NOTA	Other	Total Votes Secured
36	437	243	113	20	12	2	7	834
37	403	175	76	3	3	5	5	670
38	453	193	60	12	2	7	3	730
39	401	135	56	10	2	9	9	622
40	526	184	126	5	7	11	9	868
41	415	186	72	9	7	4	2	695
42	390	204	117	20	1	3	2	737
43	331	292	108	14	6	9	9	769
44	295	239	94	10	6	9	2	655
45	350	291	258	16	11	3	1	930
46	395	337	251	22	4	12	10	1031
47	331	286	306	18	7	8	7	963
48	308	354	157	19	14	9	9	870
49	211	354	163	16	12	8	4	768
50	254	256	140	18	11	6	2	687
51	204	231	104	15	13	4	2	573
52	275	372	149	12	16	8	2	834
53	266	366	175	21	15	15	4	862
54	420	248	93	14	4	10	7	796
55	476	250	117	13	10	8	8	882
56	370	206	137	15	5	8	4	745
57	501	303	108	16	4	13	11	956
58	283	341	202	36	20	9	5	896
59	212	288	124	8	15	7	3	657
60	265	340	137	8	17	6	4	777
61	445	315	156	11	5	8	5	945
62	189	260	87	17	9	2	1	565
63	220	196	73	10	12	1	3	515
64	208	253	149	9	7	5	3	634
65	155	200	126	14	16	9	6	526
66	228	417	208	16	18	9	1	897
67	175	209	61	14	10	6	1	476
68	93	236	68	5	8	5	0	415
69	107	143	65	12	6	7	1	341
70	273	359	126	21	12	5	0	796

Contd....

Polling Station Level Election Results

Winner, Runner-up and 3rd Party Position & Winning Margin According to Polling Stations in Kakinada City Assembly in Assembly Election (AE) under Kakinada Parliamentary Constituency in Andhra Pradesh (2019)

Polling Station Number	Winner Party	Winner Votes (%)	Runner-up Party	Runner-up Votes (%)	Winning Margin Votes (%)	Third Party	Third Party Votes (%)	Other Votes (%)
75	YSRCP	560 (62.85)	TDP	196 (22)	364 (40.85)	JnP	96 (10.77)	39 (4.38)
76	YSRCP	541 (59)	TDP	218 (23.77)	323 (35.23)	JnP	114 (12.43)	44 (4.8)
77	YSRCP	519 (57.6)	TDP	221 (24.53)	298 (33.07)	JnP	114 (12.65)	47 (5.22)
78	YSRCP	443 (50.57)	TDP	238 (27.17)	205 (23.4)	JnP	150 (17.12)	45 (5.14)
79	YSRCP	503 (53.68)	TDP	229 (24.44)	274 (29.24)	JnP	166 (17.72)	39 (4.16)
80	YSRCP	400 (49.26)	TDP	208 (25.62)	192 (23.64)	JnP	161 (19.83)	43 (5.3)
81	YSRCP	443 (46.68)	TDP	255 (26.87)	188 (19.81)	JnP	214 (22.55)	37 (3.9)
82	YSRCP	423 (55.8)	TDP	176 (23.22)	247 (32.58)	JnP	131 (17.28)	28 (3.69)
83	YSRCP	506 (51.79)	TDP	246 (25.18)	260 (26.61)	JnP	188 (19.24)	37 (3.79)
84	YSRCP	401 (50)	TDP	192 (23.94)	209 (26.06)	JnP	173 (21.57)	36 (4.49)
85	YSRCP	431 (52.75)	TDP	211 (25.83)	220 (26.92)	JnP	148 (18.12)	27 (3.3)
86	TDP	386 (35.51)	YSRCP	311 (28.61)	75 (6.9)	JnP	306 (28.15)	84 (7.73)
87	YSRCP	433 (38.49)	TDP	413 (36.71)	20 (1.78)	JnP	217 (19.29)	62 (5.51)
88	YSRCP	391 (36.51)	TDP	324 (30.25)	67 (6.26)	JnP	277 (25.86)	79 (7.38)
89	TDP	326 (35.32)	YSRCP	308 (33.37)	18 (1.95)	JnP	241 (26.11)	48 (5.2)
90	YSRCP	545 (51.9)	TDP	316 (30.1)	229 (21.8)	JnP	154 (14.67)	35 (3.33)
91	YSRCP	408 (41.25)	TDP	355 (35.89)	53 (5.36)	JnP	174 (17.59)	52 (5.26)
92	YSRCP	408 (48.34)	TDP	256 (30.33)	152 (18.01)	JnP	158 (18.72)	22 (2.61)
93	YSRCP	268 (44.08)	TDP	192 (31.58)	76 (12.5)	JnP	120 (19.74)	28 (4.61)
94	YSRCP	375 (45.73)	TDP	273 (33.29)	102 (12.44)	JnP	134 (16.34)	38 (4.63)
95	YSRCP	498 (69.46)	TDP	129 (17.99)	369 (51.47)	JnP	63 (8.79)	27 (3.77)
96	YSRCP	424 (59.89)	TDP	167 (23.59)	257 (36.3)	JnP	97 (13.7)	20 (2.82)
97	YSRCP	178 (40.09)	TDP	158 (35.59)	20 (4.5)	JnP	80 (18.02)	28 (6.31)
98	YSRCP	281 (45.03)	TDP	194 (31.09)	87 (13.94)	JnP	118 (18.91)	31 (4.97)
99	YSRCP	262 (46.79)	TDP	168 (30)	94 (16.79)	JnP	111 (19.82)	19 (3.39)
100	YSRCP	322 (50.63)	TDP	206 (32.39)	116 (18.24)	JnP	91 (14.31)	17 (2.67)
101	YSRCP	273 (46.75)	TDP	176 (30.14)	97 (16.61)	JnP	116 (19.86)	19 (3.25)
102	YSRCP	432 (54.41)	TDP	202 (25.44)	230 (28.97)	JnP	132 (16.62)	28 (3.53)
103	YSRCP	450 (58.14)	TDP	171 (22.09)	279 (36.05)	JnP	120 (15.5)	33 (4.26)
104	YSRCP	202 (42.44)	TDP	176 (36.97)	26 (5.47)	JnP	83 (17.44)	15 (3.15)
105	YSRCP	298 (46.78)	TDP	238 (37.36)	60 (9.42)	JnP	76 (11.93)	25 (3.92)
106	TDP	270 (45.23)	YSRCP	208 (34.84)	62 (10.39)	JnP	88 (14.74)	31 (5.19)
107	TDP	268 (36.86)	YSRCP	222 (30.54)	46 (6.32)	JnP	193 (26.55)	44 (6.05)
108	TDP	319 (42.14)	YSRCP	240 (31.7)	79 (10.44)	JnP	151 (19.95)	47 (6.21)
109	YSRCP	651 (74.91)	TDP	129 (14.84)	522 (60.07)	JnP	58 (6.67)	31 (3.57)
110	TDP	420 (43.66)	YSRCP	387 (40.23)	33 (3.43)	JnP	121 (12.58)	34 (3.53)
111	YSRCP	436 (46.68)	TDP	385 (41.22)	51 (5.46)	JnP	69 (7.39)	44 (4.71)

Contd....

DISCLAIMER

The Terms of Use and Disclaimer of Datanet India Private Limited (hereinafter referred to as "Datanet") for use of this analysis report of **Kakinada City Assembly Constituency (Kakinada City Vidhan Sabha)** :-

1. **Assembly Factbook™** is a Registered Trade Mark owned by Datanet.
2. All the maps are sketched and graphical representation only and have not been drawn to the scale and also not to represent the actual geographical area or boundary of the unit.
3. The data for the aforesaid analysis is based on authentic sources and has been culled from the various publications of Census, CSO and NSSO for district and block level data, various central and state government departments, Central & State Elections Commissions and the concerned Returning Officers' releases, Electoral Rolls, Election results and allied publications, internal assessment, surveys, estimates and analysis. Therefore, certain adjustment of data at micro level may have been done to arrive closer to the macro data.
4. Data have been provided on an "As Is" and "As AVAILABLE" basis
5. The colours shown in the maps or diagram and charts of a particular party, alliance or AC are indicative and do not represent them.
6. This publication which includes maps, sheets, graphs and data would be the property under copyright of Datanet only. The user may use these for its internal study, analysis and research purposes. It's public display, re-selling or any commercial uses by the user are not allowed.
7. Datanet has taken due care and caution in compilation and processing of data and allied information, but does not guarantee the accuracy, adequacy or completeness of any information/analysis and will be not responsible for any errors or omissions or for the results obtained from the use of such information/analysis.
8. All the contents for the publication have been culled from various authentic sources and Datanet reasonably believes such sources to be reliable, but does not make any representations, express or implied as to the accuracy or fitness of use of such information. The information or contents of the information/analysis do not constitute advice and should not be relied upon in making (or refraining from making) any decision. Any reliance placed upon the information provided by Datanet is the sole responsibility and strictly at the user's risk.
9. In no event will Datanet be liable for any damages (including, without limitation, damages for loss of business projects, or loss of profits) arising in contract, tort or otherwise from the use of or inability to use any of its contents, or from any action taken (or refrained from being taken) as a result of using the analysis or any of its contents. Datanet its directors, owners, editors, officials, employees, distributor and agents or any associate will not be liable for any errors in the information contained or any consequences arising from the use of the contents of the provided information/analysis.
10. If any provision of these terms and conditions is held invalid or illegal or unenforceable for any reason by any court of competent jurisdiction, such provision shall be severed and the remainder of provisions of the terms and conditions shall continue in full force and effect as if the Term of Use had been executed with the invalid, illegal or unenforceable provision eliminated.
11. If there are any discrepancies in the information provided, please bring it to attention of Datanet for suitable rectification measures.

Buy Online This Complete Book At
Datanet India eBooks Store

www.indiastatpublications.com

or go directly at

[http://www.indiastatpublications.com/
Assembly_factbook/Andhra_Pradesh/Kakinada/ Kakinada_City](http://www.indiastatpublications.com/Assembly_factbook/Andhra_Pradesh/Kakinada/Kakinada_City)

 **india**stat**elections**

ISBN : 978-93-87415-44-7

