



Andhra Pradesh

Assembly Factbook™

Visakhapatnam East Assembly Constituency

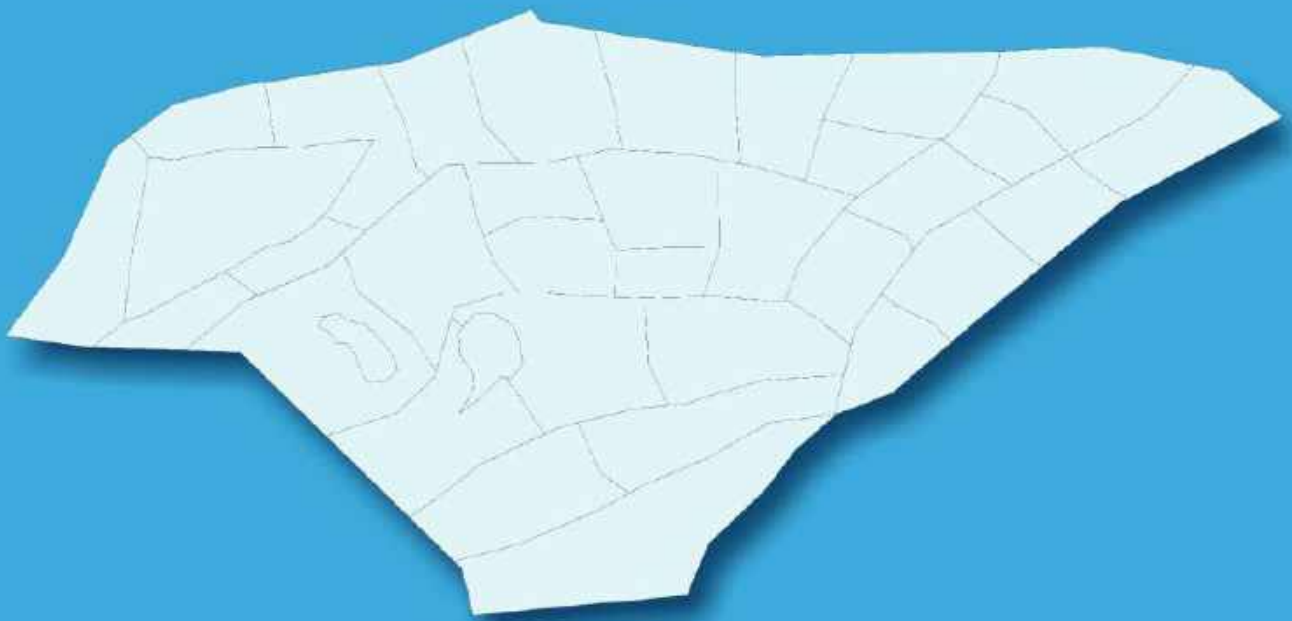


Key Electoral Data of Visakhapatnam East
Assembly Constituency (Vidhan Sabha)

Andhra Pradesh

Assembly Factbook™

Visakhapatnam East Assembly Constituency



Visakhapatnam East Vidhan Sabha

Editor & Director

Dr. R.K. Thukral

Research Editor

Dr. Shafeeq Rahman

Compiled, Researched and Published by Datanet India Pvt. Ltd.

D-100, 1st Floor,

Okhla Industrial Area, Phase-I,

New Delhi- 110020.

Ph.: 91-11- 43580781-84

Email : support@indiastatpublications.com

Website : www.indiastatelections.com

Online Book Store :

www.indiastatpublications.com

Report No. : AFB/AP-021-0125

ISBN : 978-93-6219-740-5

First Edition : January, 2018

Eighth Updated Edition : January, 2025

Price : Rs.11500/-

US\$ 310

© Datanet India Pvt. Ltd.

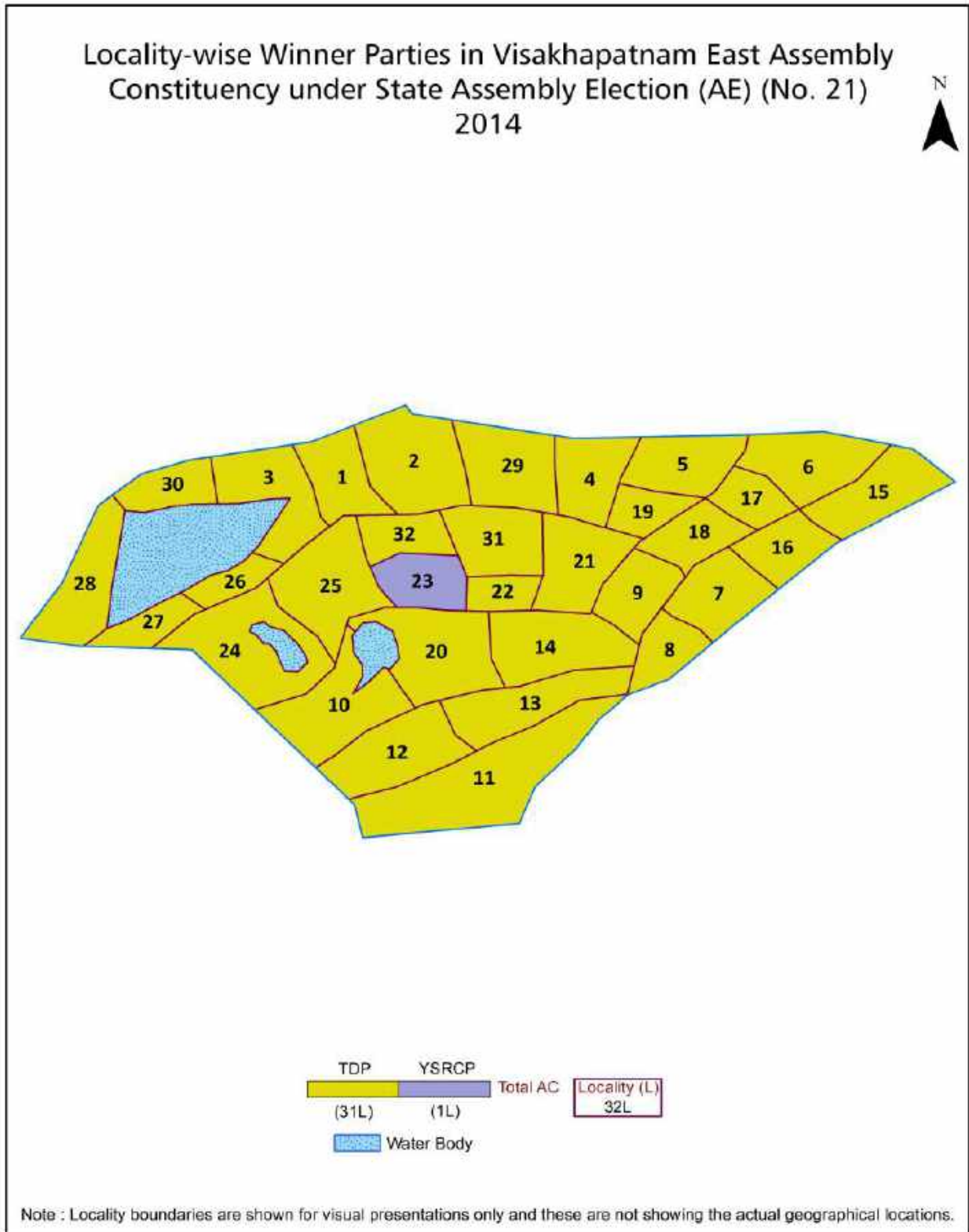
All rights reserved. No part of this book may be reproduced, stored in a retrieval system or transmitted in any form or by any means, mechanical photocopying, photographing, scanning, recording or otherwise without the prior written permission of the publisher. Please refer to Disclaimer at page no. 160 for the use of this publication.

Printed in India

Contents

No.	Particulars	Page No.
	Introduction	
1	Assembly Constituency - (Vidhan Sabha) at a Glance Features of Assembly as per Delimitation Commission of India (2008)	1-2
	Location and Political Maps	
2	Location Map Boundaries of Assembly Constituency - (Vidhan Sabha) in District Boundaries of Assembly Constituency under Parliamentary Constituency - (Lok Sabha) Town & Village-wise Winner Parties- 2024-PE, 2024-AE, 2019-AE, 2014-PE, 2014-AE, 2009-PE and 2009-AE	3-11
	Administrative Setup (2011)	
3	District Sub-district Towns Villages Inhabited Villages Uninhabited Villages Village Panchayat Intermediate Panchayat	12
	Demographics (2011)	
4	Population Households Rural/Urban Population Towns and Villages by Population Size Sex Ratio (Total & 0-6 Years) Religious Population Social Population Literacy Rate	13
	Electoral Features	
5	Important Dates of Last Elections Held Electors by Gender Service Electors Voters Voters Turnout Polling Stations & Average Number of Electors per Polling Station Electors by Age Group Present Elected Representatives	14-19
	Historical Summary Election Results	
6	Vote Share of Major Parties Winning Margin (Number & Percentage) Polarity of Parties Summary Result of Assembly Segment of Parliamentary Elections 2024, 2019, 2014 and 2009 Summary Result of Assembly Elections 2024, 2019, 2014 and 2009	20-29
	Polling Station Level Election Results	
7	Name and Number of Polling Station 2024-PE, 2024-AE, 2019-AE, 2014-PE, 2014-AE, 2009-PE and 2009-AE Polling Station-wise Electoral, Voter & Voter Turnout 2024-PE, 2024-AE, 2019-AE, 2014-PE, 2014-AE, 2009-PE and 2009-AE Polling Station wise Elections Results 2024-PE, 2024-AE, 2019-AE, 2014-PE, 2014-AE, 2009-PE and 2009-AE	30-153
	Share of Assembly Constituency	
8	Share of Assembly Constituency - (Vidhan Sabha) in State, District and Parliamentary Constituency - (Lok Sabha)	154
9	Abbreviation & Sources	157-158
10	Disclaimer	160

Location & Political Map

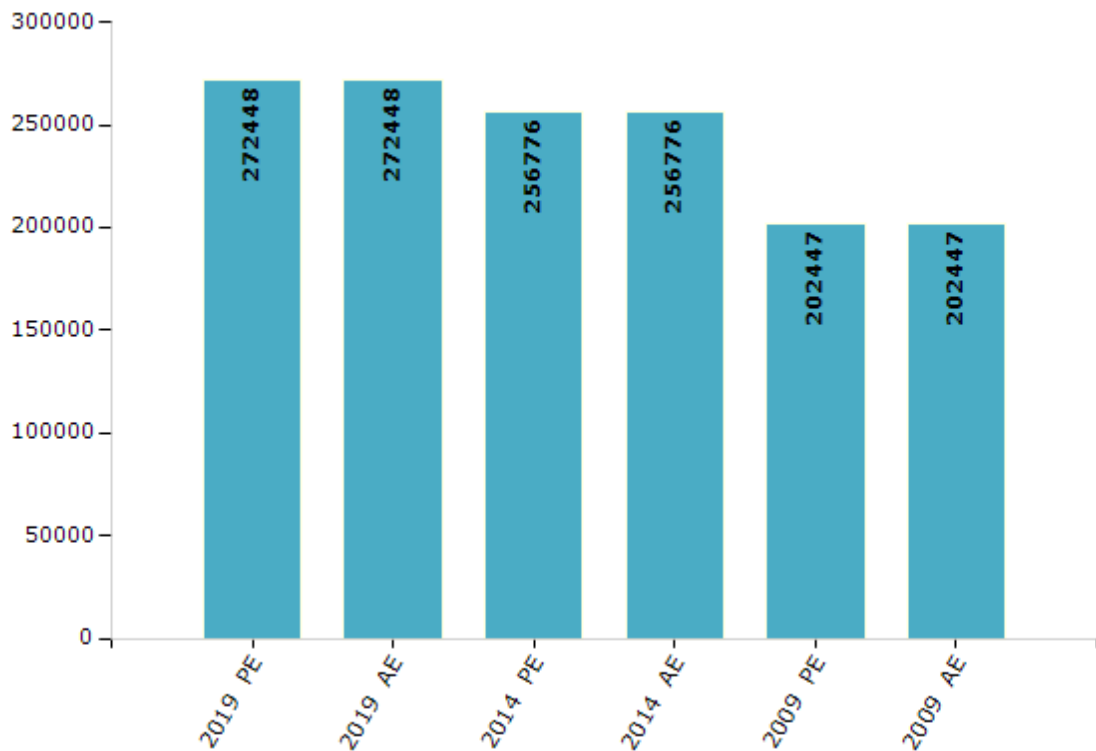


Electoral Features

Electors by Male & Female

Year	Male	Female	Others	Total	Year	Male	Female	Others	Total
2019 PE	134882	137544	22	272448	1994 AE	-	-	-	-
2019 AE	134882	137544	22	272448	1989 AE	-	-	-	-
2014 PE	129651	127118	7	256776	1985 AE	-	-	-	-
2014 AE	129651	127118	7	256776	1983 AE	-	-	-	-
2009 PE	101882	100565	-	202447	1978 AE	-	-	-	-
2009 AE	101882	100565	-	202447	1972 AE	-	-	-	-
2004 PE	-	-	-	-	1967 AE	-	-	-	-
2004 AE	-	-	-	-	1962 AE	-	-	-	-
1999 PE	-	-	-	-	1957 AE	-	-	-	-
1999 AE	-	-	-	-	1955 AE	-	-	-	-

Number of Electors



Note : AE : Assembly Election, PE : Assembly Segment of Parliamentary Election

Historical Summary Election Results

Summary Result of Assembly Election - 2014

Candidate Name	Party	Votes	Votes %
Ramakrishna Babu Velagapudi	TDP	100624	60.45
Vamsi Krishna Srinivas	YSRCP	52741	31.69
Prabha Goud Doddi	INC	2783	1.67
Madenu Anil Kumar	LSP	2716	1.63
Kumar R K S V	CPM	1649	0.99
Thadi Manohar Kumar	JaSPa	789	0.47
Devarakonda Markandeyulu	CPI	774	0.46
Maddila Srinivasa Rao	AAP	515	0.31
Padmakar Yadav	IND	430	0.26
Sarada Vangalapudi	BSP	426	0.26
Sivarama Krishna Anagani	IND	357	0.21
Esther Lepcha	ICSP	265	0.16
Dr. Pappur Nikunj	PPOI	232	0.14
Mandda Vijaai	IND	192	0.12
Murari Jagan	IND	174	0.1
Sun Murthy	IND	167	0.1
Avasarala Bhagavanulu	IND	142	0.09
S.Govinda Rajulu	SUCI	125	0.08
I.M Ahmed	IND	124	0.07
Chennuboina Malakondaiah	IND	108	0.06
Malleti Bheemaiah	IND	78	0.05
	NOTA	1042	0.63

Polling Station Level Election Results

Number and Name of Polling Stations (PS) (2019 AE)

Number of Polling Stations	Name of Polling Stations	Number of Polling Stations	Name of Polling Stations
1	A.P.S.W. Boys Hostel, Dormitory East Side Room Shri Krishnapuram	22	Asha Jyothi Fedaration West Side Hall Police Station Back Side, Arilova Sector-3 Asha Jyoti Federation East Side Hall Police Stati
2	A.P.S.W. Boys Hostel, Dormitory East Side Room Apswg Boys Hostel And School Dormitory, West Side	23	Asha Jyothi Fedaration West Side Hall Police Station Back Side, Arilova Sector-3 Asha Jyoti Federation West Side Hall Police Stati
3	Durga Mahila Sisu Vihar Kendram (Mahila Prgm Nsr2 Durga Bai Mahila Sisu Vikas Kendram (Mahila Praga	24	Balyam School West Side Room (M.P.P. School Premisis) Balyam School, West Side Room, M.P.P. School, Premises
4	Durga Mahila Sisu Vihar Kendram (Mahila Prgm Nsr2 Durga Mahila Sisu Vihar Kendram (Mahila Praganam) W	25	M.P. Ele. School, 2 Operation Colony M.P. Ele. School, South Side Rm2, Operation Colony
5	M.P.P. School, Santhapalem Mandal Parishad Primary School Santapalem East S	26	Sanitary Inspectors'Office & Anganwadi Center Leela Sundari Nagar Sanitiry Inspectorsoffice & Anganwadi Center Leela
6	M.P.P. School, Santhapalem Mandal Parishad Primary School Santapalem West S	27	U.C.D. Room Near Ward No. 2 Office Arilova
7	M.P.P. School, Santhapalem Mandal Parishad Primary School Santapalem West S	28	Geetha Bhavan Arilova
8	M.P.P. School Deenadayal Puram Mandal Parishad Primary School Dendayalpuram Eas	29	G.V.M.C. Kalyanamandapam, Secotor-II, Arilova G.V.M.C. Kalyanamandapam, Sectorii, Arilova
9	M.P.P. School Deenadayal Puram M.P.P. School North Side Room1	30	U.C.D. Room Near Ward No. 2 Office Arilova M.P. Ele. School, East Side Room 1st Class
10	M.P.P. Primary School World Vision School Srikanth Nagar World Vision School 4th Class Room (North Side) Ar	31	M.P. Ele. School, M.P. Ele. School, Arilova M.P. Ele. School, East Side Room 2nd Class
11	G.V.M.C. Community Hall, Sivaji Nagar Arilova	32	St. Anns High School, Arilova St. Anns High School, South Block, Nursery Class
12	M.P. Ele. School, 2 Operation Colony M.P. Ele. School Acc Sheet Building	33	M.P. Ele. School, M.P. Ele. School, Arilova M.P. Ele. School, East Side Room 5Th Class
13	Community Building, Kanakamahalakshmi Nagar, Community Building, Sri Kanakamahalakshmi Nagar,	34	G.V.M.C. Dwacra Room, Ward No. 02 (Opp: Mee Seva Center) Arilova
14	Anganwadi Center West Side Room, Kanakamahalahxmi Nagar, Sector-5 Arilova Anganwadi Centre, West Side Room Sri Kanakamahala	35	G.V.M.C. Function Hall Bride Room, Sector - 2, Arilova G V M C Function Hall Bride Room
15	M.P.P. Primary School World Vision School Srikanth Nagar M.P.P. School East Block Operation Colony 2nd Class	36	Dakshina Bharat Hindi Prachara Sabha, Arilova Dakshina Bharat Hindi Prachara Sabha, Room No. 04,
16	M.P.P. Primary School World Vision School Srikanth Nagar M.P.P. School East Block Operation Colo	37	St. Anns High School, Arilova St. Anns High School, South Block, Class1B
17	M.P.P. Primary School World Vision School Srikanth Nagar M.P.P. Primary School World Vision School 3Rd Class	38	St. Anns High School, Arilova St. Anns School, South Block, Class 1A
18	M.P.P. Primary School World Vision School Srikanth Nagar M.P.P. Primary School World Vision School 1St Std.S	39	St. Anns High School, Arilova St. Anns High School, East Block Dias Room
19	M.P.P. Primary School World Vision School Srikanth Nagar M.P.P. Primary School World Vision School 1St Std.S	40	St. Anns High School, Arilova St. Anns School, South Block Ix Class Room
20	Anganwadi Center, Cyclone Center, (Urivi Vikram Charitable Trust) Nehru Nagar	41	St. Anns High School, Arilova St. Anns School, East Block, 10 Th Class Room
21	G.V.M.C. Community Hall, Lakshmi Nagar Arilova	42	Community Hall, Near Anganwadi Bhavan, Balajinagar, Arilova

Contd....

Polling Station Level Election Results

Polling Station-wise Votes Secured by Overall Top Five Parties in Visakhapatnam East Assembly in Assembly Election (AE) under Visakhapatnam Parliamentary Constituency in Andhra Pradesh (2019)

Number of Polling Station	Winner - Ramakrishna Babu Velagapudi (TDP)	Runner-up - Akkaramani Vijaya Nirmala (YSRCP)	3rd - Tatarao Kona (JnP)	4th - Suhasini Komaragiri (BJP)	5th - Vajjiparthi Srinivasa Rao (INC)	NOTA	Other	Total Votes Secured
36	328	339	66	15	5	6	9	768
37	226	230	42	3	6	6	4	517
38	200	262	48	5	13	5	4	537
39	89	74	16	6	5	2	1	193
40	378	352	110	15	5	5	8	873
41	432	368	95	8	10	15	9	937
42	369	278	100	2	6	7	15	777
43	452	304	78	3	11	8	17	873
44	234	366	47	1	3	17	11	679
45	379	322	75	5	14	7	13	815
46	438	393	65	10	12	9	11	938
47	244	244	40	3	2	5	10	548
48	521	462	130	7	10	14	20	1164
49	234	244	53	2	5	8	1	547
50	236	171	47	3	3	9	9	478
51	441	285	72	3	2	11	6	820
52	387	254	71	6	7	9	19	753
53	182	154	42	0	2	4	3	387
54	160	148	59	3	3	6	6	385
55	231	273	147	3	5	3	8	670
56	248	317	117	4	5	5	15	711
57	282	238	58	11	8	2	5	604
58	255	185	63	9	8	8	11	539
59	354	215	90	7	10	3	4	683
60	376	269	86	5	8	7	7	758
61	219	135	33	2	1	5	4	399
62	435	210	65	2	5	6	19	742
63	331	201	70	3	6	3	3	617
64	498	308	63	3	6	7	9	894
65	405	261	70	5	3	3	8	755
66	674	350	90	2	4	13	25	1158
67	NV	NV	NV	NV	NV	NV	NV	NV
68	298	332	82	10	12	10	5	749
69	384	305	82	10	7	7	5	800
70	354	254	128	10	7	2	6	761

Contd....

Polling Station Level Election Results

Winner, Runner-up and 3rd Party Position & Winning Margin According to Polling Stations in Visakhapatnam East Assembly in Assembly Election (AE) under Visakhapatnam Parliamentary Constituency in Andhra Pradesh (2019)

Polling Station Number	Winner Party	Winner Votes (%)	Runner-up Party	Runner-up Votes (%)	Winning Margin Votes (%)	Third Party	Third Party Votes (%)	Other Votes (%)
75	TDP	350 (59.52)	YSRCP	181 (30.78)	169 (28.74)	JnP	27 (4.59)	30 (5.1)
76	YSRCP	249 (52.31)	TDP	163 (34.24)	86 (18.07)	JnP	42 (8.82)	22 (4.62)
77	TDP	431 (50.06)	YSRCP	317 (36.82)	114 (13.24)	JnP	77 (8.94)	36 (4.18)
78	TDP	290 (45.17)	YSRCP	252 (39.25)	38 (5.92)	JnP	75 (11.68)	25 (3.89)
79	TDP	329 (42.13)	YSRCP	316 (40.46)	13 (1.67)	JnP	101 (12.93)	35 (4.48)
80	TDP	193 (47.89)	YSRCP	141 (34.99)	52 (12.9)	JnP	50 (12.41)	19 (4.71)
81	TDP	358 (48.84)	YSRCP	218 (29.74)	140 (19.1)	JnP	116 (15.83)	41 (5.59)
82	TDP	288 (52.65)	YSRCP	147 (26.87)	141 (25.78)	JnP	70 (12.8)	42 (7.68)
83	TDP	139 (46.8)	YSRCP	98 (33)	41 (13.8)	JnP	47 (15.82)	13 (4.38)
84	TDP	138 (53.28)	YSRCP	67 (25.87)	71 (27.41)	JnP	38 (14.67)	16 (6.18)
85	TDP	410 (52.1)	YSRCP	232 (29.48)	178 (22.62)	JnP	105 (13.34)	40 (5.08)
86	TDP	512 (44.41)	YSRCP	420 (36.43)	92 (7.98)	JnP	159 (13.79)	62 (5.38)
87	TDP	365 (59.45)	YSRCP	158 (25.73)	207 (33.72)	JnP	53 (8.63)	38 (6.19)
88	YSRCP	137 (46.28)	TDP	103 (34.8)	34 (11.48)	JnP	39 (13.18)	17 (5.74)
89	TDP	546 (61.63)	YSRCP	225 (25.4)	321 (36.23)	JnP	85 (9.59)	30 (3.39)
90	TDP	600 (66.96)	YSRCP	206 (22.99)	394 (43.97)	JnP	61 (6.81)	29 (3.24)
91	TDP	519 (59.04)	YSRCP	230 (26.17)	289 (32.87)	JnP	97 (11.04)	33 (3.75)
92	TDP	370 (52.48)	YSRCP	229 (32.48)	141 (20)	JnP	73 (10.35)	33 (4.68)
93	NV	NV (NV)	NV	NV (NV)	NV (NV)	NV	NV (NV)	NV (NV)
94	TDP	230 (53.61)	YSRCP	122 (28.44)	108 (25.17)	JnP	57 (13.29)	20 (4.66)
95	TDP	411 (60.09)	YSRCP	158 (23.1)	253 (36.99)	JnP	81 (11.84)	34 (4.97)
96	TDP	299 (60.77)	YSRCP	101 (20.53)	198 (40.24)	JnP	64 (13.01)	28 (5.69)
97	TDP	601 (61.58)	YSRCP	262 (26.84)	339 (34.74)	JnP	78 (7.99)	35 (3.59)
98	TDP	357 (59.6)	YSRCP	156 (26.04)	201 (33.56)	JnP	55 (9.18)	31 (5.18)
99	TDP	480 (62.66)	YSRCP	184 (24.02)	296 (38.64)	JnP	70 (9.14)	32 (4.18)
100	TDP	272 (64)	YSRCP	105 (24.71)	167 (39.29)	JnP	34 (8)	14 (3.29)
101	TDP	284 (58.92)	YSRCP	119 (24.69)	165 (34.23)	JnP	55 (11.41)	24 (4.98)
102	TDP	297 (58.93)	YSRCP	126 (25)	171 (33.93)	JnP	59 (11.71)	22 (4.37)
103	TDP	298 (60.2)	YSRCP	108 (21.82)	190 (38.38)	JnP	61 (12.32)	28 (5.66)
104	TDP	425 (59.94)	YSRCP	173 (24.4)	252 (35.54)	JnP	76 (10.72)	35 (4.94)
105	TDP	107 (52.97)	YSRCP	59 (29.21)	48 (23.76)	JnP	23 (11.39)	13 (6.44)
106	TDP	156 (54.17)	YSRCP	88 (30.56)	68 (23.61)	JnP	30 (10.42)	14 (4.86)
107	TDP	339 (62.89)	YSRCP	120 (22.26)	219 (40.63)	JnP	55 (10.2)	25 (4.64)
108	TDP	144 (61.02)	YSRCP	45 (19.07)	99 (41.95)	JnP	36 (15.25)	11 (4.66)
109	TDP	236 (62.27)	YSRCP	64 (16.89)	172 (45.38)	JnP	54 (14.25)	25 (6.6)
110	TDP	327 (66.46)	YSRCP	99 (20.12)	228 (46.34)	JnP	46 (9.35)	20 (4.07)
111	TDP	130 (53.5)	YSRCP	59 (24.28)	71 (29.22)	JnP	37 (15.23)	17 (7)

Contd....

DISCLAIMER

The Terms of Use and Disclaimer of Datanet India Private Limited (hereinafter referred to as "Datanet") for use of this analysis report of **Visakhapatnam East Assembly Constituency (Visakhapatnam East Vidhan Sabha) :-**

1. **Assembly Factbook™** is a Registered Trade Mark owned by Datanet.
2. All the maps are sketched and graphical representation only and have not been drawn to the scale and also not to represent the actual geographical area or boundary of the unit.
3. The data for the aforesaid analysis is based on authentic sources and has been culled from the various publications of Census, CSO and NSSO for district and block level data, various central and state government departments, Central & State Elections Commissions and the concerned Returning Officers' releases, Electoral Rolls, Election results and allied publications, internal assessment, surveys, estimates and analysis. Therefore, certain adjustment of data at micro level may have been done to arrive closer to the macro data.
4. Data have been provided on an "As Is" and "As AVAILABLE" basis
5. The colours shown in the maps or diagram and charts of a particular party, alliance or AC are indicative and do not represent them.
6. This publication which includes maps, sheets, graphs and data would be the property under copyright of Datanet only. The user may use these for its internal study, analysis and research purposes. It's public display, re-selling or any commercial uses by the user are not allowed.
7. Datanet has taken due care and caution in compilation and processing of data and allied information, but does not guarantee the accuracy, adequacy or completeness of any information/analysis and will be not responsible for any errors or omissions or for the results obtained from the use of such information/analysis.
8. All the contents for the publication have been culled from various authentic sources and Datanet reasonably believes such sources to be reliable, but does not make any representations, express or implied as to the accuracy or fitness of use of such information. The information or contents of the information/analysis do not constitute advice and should not be relied upon in making (or refraining from making) any decision. Any reliance placed upon the information provided by Datanet is the sole responsibility and strictly at the user's risk.
9. In no event will Datanet be liable for any damages (including, without limitation, damages for loss of business projects, or loss of profits) arising in contract, tort or otherwise from the use of or inability to use any of its contents, or from any action taken (or refrained from being taken) as a result of using the analysis or any of its contents. Datanet its directors, owners, editors, officials, employees, distributor and agents or any associate will not be liable for any errors in the information contained or any consequences arising from the use of the contents of the provided information/analysis.
10. If any provision of these terms and conditions is held invalid or illegal or unenforceable for any reason by any court of competent jurisdiction, such provision shall be severed and the remainder of provisions of the terms and conditions shall continue in full force and effect as if the Term of Use had been executed with the invalid, illegal or unenforceable provision eliminated.
11. If there are any discrepancies in the information provided, please bring it to attention of Datanet for suitable rectification measures.

Buy Online This Complete Book At
Datanet India eBooks Store

www.indiastatpublications.com

or go directly at

[http://www.indiastatpublications.com/
Assembly_factbook/Andhra_Pradesh/Visakhapatnam/
Visakhapatnam_East](http://www.indiastatpublications.com/Assembly_factbook/Andhra_Pradesh/Visakhapatnam/Visakhapatnam_East)

 **india**stat**elections**

ISBN | 978-93-5313-509-0



9 789353 135096