



Chhattisgarh

Assembly Factbook™

Raipur City North Assembly Constituency



Key Electoral Data of Raipur City North
Assembly Constituency (Vidhan Sabha)

Chhattisgarh

Assembly Factbook™

Raipur City North Assembly Constituency



Raipur City North Vidhan Sabha

Editor & Director

Dr. R.K. Thukral

Research Editor

Dr. Shafeeq Rahman

Compiled, Researched and Published by Datanet India Pvt. Ltd.

D-100, 1st Floor,

Okhla Industrial Area, Phase-I,
New Delhi- 110020.

Ph.: 91-11- 43580781-84

Email : support@indiastatpublications.com

Website : www.indiastatelections.com

Online Book Store :

www.indiastatpublications.com

Report No. : AFB/CG-50-0125

ISBN : 978-93-87312-82-1

First Edition : January, 2018

Eighth Updated Edition : January, 2025

Price : Rs. 11500/-

US\$ 310

© Datanet India Pvt. Ltd.

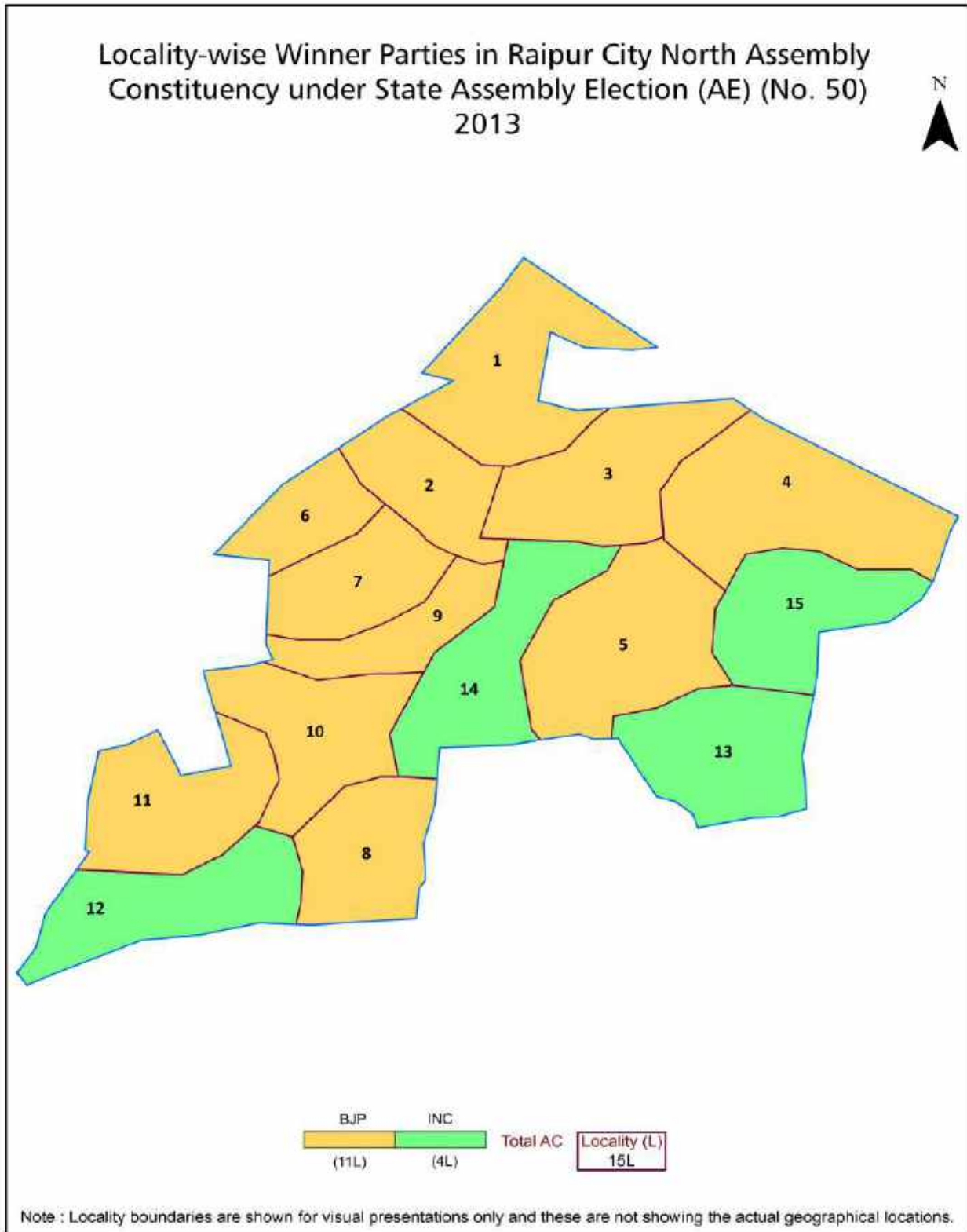
All rights reserved. No part of this book may be reproduced, stored in a retrieval system or transmitted in any form or by any means, mechanical photocopying, photographing, scanning, recording or otherwise without the prior written permission of the publisher. Please refer to Disclaimer at page no. 162 for the use of this publication.

Printed in India

Contents

No.	Particulars	Page No.
	Introduction	
1	Assembly Constituency - (Vidhan Sabha) at a Glance Features of Assembly as per Delimitation Commission of India (2008)	1-2
	Location and Political Maps	
2	Location Map Boundaries of Assembly Constituency - (Vidhan Sabha in District Boundaries of Assembly Constituency under Parliamentary Constituency - (Lok Sabha) Locality-wise Winner Parties- 2024, 2023, 2019, 2018, 2014, 2013, 2009 and 2008	3-11
	Administrative Setup (2011)	
3	District Sub-district Towns Villages Inhabited Villages Uninhabited Villages Village Panchayat Intermediate Panchayat	12
	Demographics (2011)	
4	Population Households Rural/Urban Population Sex Ratio (Total & 0-6 Years) Religious Population Social Population Literacy Rate	13
	Electoral Features	
5	Important Dates of Last Elections Held Electors by Gender Service Electors Voters Voters Turnout Polling Stations & Average Number of Electors per Polling Station Electors by Age Group Present Elected Representatives	14-19
	Historical Summary Election Results	
6	Vote Share of Major Parties Winning Margin (Number & Percentage Polarity of Parties Summary Result of Assembly Segment of Parliamentary Elections 2024, 2019, 2014 and 2009 Summary Result of Assembly Elections 2023, 2018, 2013 and 2008	20-30
	Polling Station Level Election Results	
7	Name and Number of Polling Station 2024, 2023, 2019, 2018, 2014, 2013, 2009 and 2008 Polling Station-wise Electors, Voters & Voters Turnout 2024, 2023, 2019, 2018, 2014, 2013, 2009 and 2008 Polling Station wise Elections Results 2024, 2023, 2019, 2018, 2014, 2013, 2009 and 2008	31-156
	Share of Assembly Constituency	
8	Share of Assembly Constituency - (Vidhan Sabha) in State, District and Parliamentary Constituency - (Lok Sabha)	157
9	Abbreviation & Sources	159-160
10	Disclaimer	162

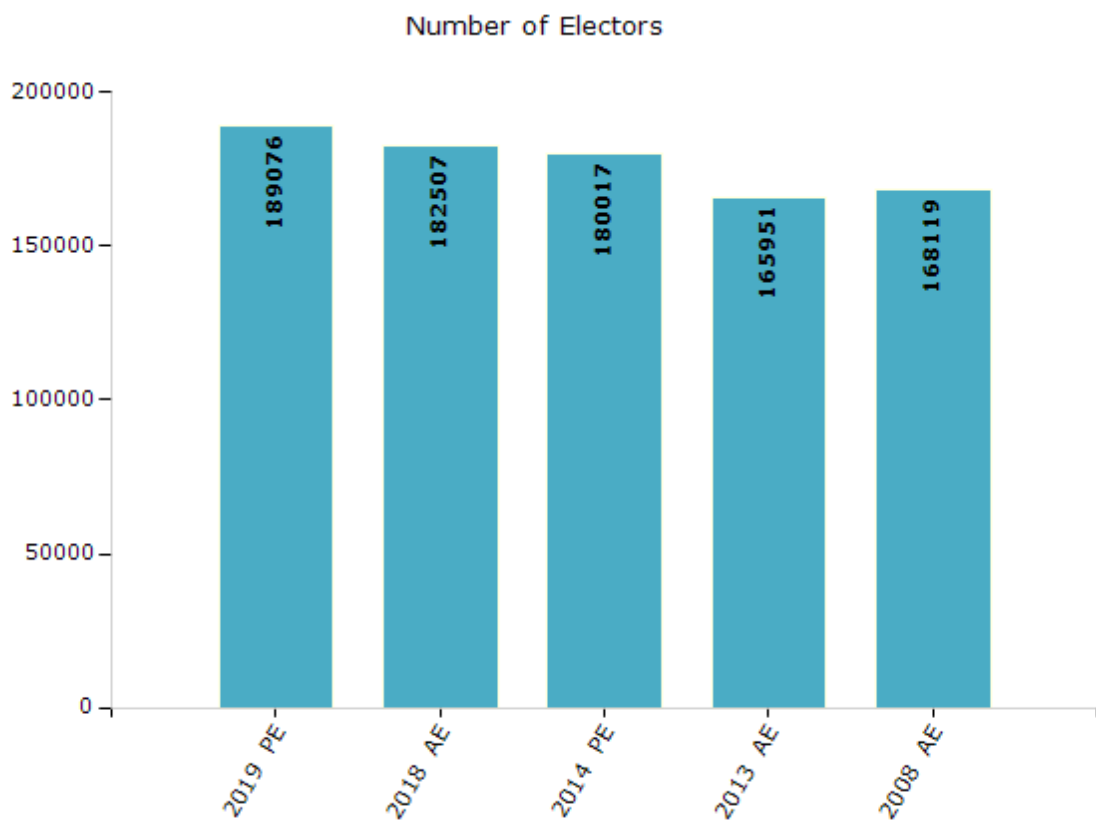
Location & Political Map



Electoral Features

Electoral by Male & Female

Year	Male	Female	Others	Total	Year	Male	Female	Others	Total
2019 PE	95143	93843	90	189076	2009 PE	-	-	-	-
2018 AE	92165	90257	85	182507	2008 AE	86316	81803	-	168119
2014 PE	91935	87990	92	180017	2004 PE	-	-	-	-
2013 AE	85165	80786	0	165951	2003 AE	-	-	-	-

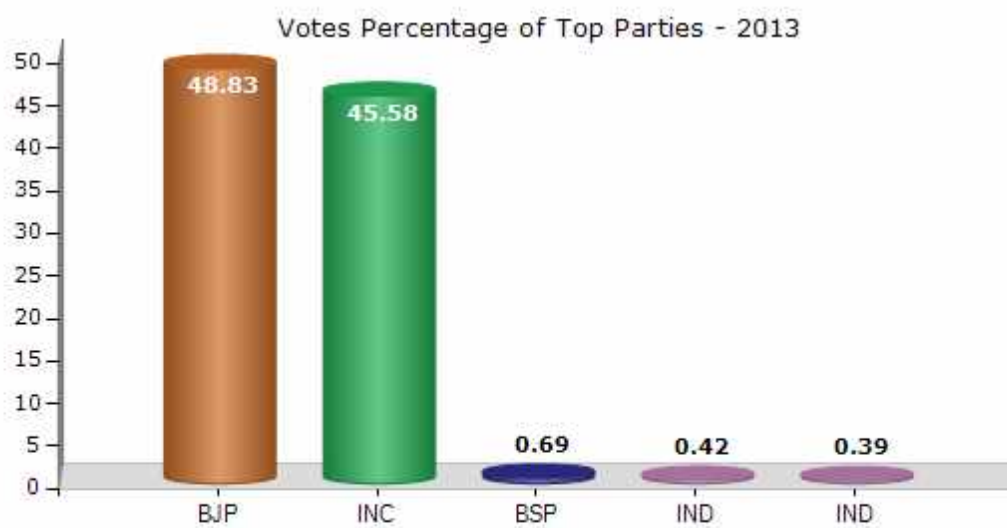


Note : AE : Assembly Election, PE : Assembly Segment of Parliamentary Election

Historical Summary Election Results

Summary Result of Assembly Election - 2013

Candidate Name	Party	Votes	Votes %
Shrichand Sundrani	BJP	52164	48.83
Kuldeep Singh Juneja	INC	48688	45.58
Sunand Biswas (Titu)	BSP	735	0.69
Hafij Mohammad Ashraf	IND	447	0.42
Haider Raza (Contractor)	IND	415	0.39
Mohammad Israr	SP	349	0.33
Mo. Sajan	IND	326	0.31
Benu Genadre	IND	300	0.28
Sanjeev Sen	CSM	241	0.23
Mo. Salim Khan	IND	180	0.17
Sanjay Nag	SHS	168	0.16
Pradeep Arora	IND	157	0.15
Masahid Khan	IND	154	0.14
Smt. Nilofar Ali	IND	79	0.07
	NOTA	2424	2.27



Polling Station Level Election Results

Number and Name of Polling Stations (PS) (2018)

Number of Polling Stations	Name of Polling Stations	Number of Polling Stations	Name of Polling Stations
1	Khamatrai	22	Fafadih
2	Khamatrai	23	Fafadih
3	Khamatrai	24	Fafadih
4	Khamatrai	25	Fafadih
5	Khamatrai	26	Fafadih
6	Khamatrai	27	Fafadih
7	Khamatrai	28	Fafadih
8	Khamatrai	29	Fafadih
9	Khamatrai	30	Fafadih
10	Khamatrai	31	Fafadih
11	Khamatrai	32	Fafadih
12	Khamatrai	33	Fafadih
13	Khamatrai	34	Fafadih
14	Shukrawari Bazar	35	Fafadih
15	Station Ward	36	Fafadih
16	Station Ward	37	Fafadih
17	Station Ward	38	Fafadih
18	Station Ward	39	Fafadih
19	Station Ward	40	Fafadih
20	Station Ward	41	Fafadih
21	Fafadih	42	Fafadih

Contd....

Polling Station Level Election Results

Polling Station-wise Votes Secured by Overall Top Five Parties in Raipur City North Assembly in Assembly Election (AE) under Raipur Parliamentary Constituency in Chhattisgarh (2018)

Number of Polling Station	Winner - Kuldeep Juneja (INC)	Runner-up - Shri Chand Sundrani (BJP)	3rd - Amar Gidwani (JCCJ)	4th - Yogendra Sen (AAP)	5th - Shankar Lal Varandani (IND)	NOTA	Other	Total Votes Secured
36	271	281	13	0	1	2	5	573
37	393	167	4	1	4	0	12	581
38	165	215	4	1	2	1	1	389
39	542	258	15	4	21	3	34	877
40	177	341	5	1	1	4	1	530
41	408	235	22	0	9	2	22	698
42	336	154	13	0	10	2	25	540
43	285	143	4	5	2	1	4	444
44	235	151	4	0	0	1	1	392
45	208	100	2	1	4	0	12	327
46	344	154	14	3	4	2	7	528
47	429	177	23	4	7	2	22	664
48	340	157	10	9	7	2	13	538
49	311	131	2	3	1	0	0	448
50	367	348	3	2	4	12	2	738
51	166	222	1	0	0	4	6	399
52	196	158	2	1	0	1	0	358
53	303	129	8	2	1	3	2	448
54	270	212	9	1	3	5	3	503
55	277	214	4	6	4	0	9	514
56	286	419	9	3	1	7	12	737
57	203	222	0	2	0	5	4	436
58	278	239	10	2	5	2	2	538
59	295	194	7	3	2	7	8	516
60	177	124	7	4	4	6	1	323
61	503	354	18	0	11	4	16	906
62	256	306	13	3	4	5	12	599
63	201	241	4	2	0	9	4	461
64	205	233	3	0	2	5	5	453
65	311	232	5	6	7	4	16	581
66	287	272	6	3	6	3	11	588
67	268	246	13	2	3	1	7	540
68	225	254	16	4	1	2	4	506
69	168	188	13	12	1	5	1	388
69A	162	169	12	5	0	2	10	360

Contd....

Polling Station Level Election Results

Winner, Runner-up and 3rd Party Position & Winning Margin According to Polling Stations in Raipur City North Assembly in Assembly Election (AE) under Raipur Parliamentary Constituency in Chhattisgarh (2018)

Polling Station Number	Winner Party	Winner Votes (%)	Runner-up Party	Runner-up Votes (%)	Winning Margin Votes (%)	Third Party	Third Party Votes (%)	Other Votes (%)
70	INC	368 (54.84)	BJP	268 (39.94)	100 (14.9)	JCCJ	14 (2.09)	21 (3.13)
71	INC	382 (59.22)	BJP	226 (35.04)	156 (24.18)	IND (HBN)	7 (1.09)	30 (4.65)
72	INC	293 (49.41)	BJP	262 (44.18)	31 (5.23)	AAP	8 (1.35)	30 (5.06)
73	INC	280 (56.34)	BJP	189 (38.03)	91 (18.31)	JCCJ	9 (1.81)	19 (3.82)
74	INC	415 (61.76)	BJP	230 (34.23)	185 (27.53)	JCCJ	14 (2.08)	13 (1.93)
75	BJP	269 (48.21)	INC	259 (46.42)	10 (1.79)	JCCJ	9 (1.61)	21 (3.76)
76	INC	195 (49.37)	BJP	173 (43.8)	22 (5.57)	JCCJ	6 (1.52)	21 (5.32)
77	BJP	252 (47.91)	INC	244 (46.39)	8 (1.52)	IND (SLV)	7 (1.33)	23 (4.37)
78	INC	289 (51.33)	BJP	247 (43.87)	42 (7.46)	AAP	8 (1.42)	19 (3.37)
79	INC	274 (54.37)	BJP	210 (41.67)	64 (12.7)	JCCJ	10 (1.98)	10 (1.98)
80	INC	262 (65.66)	BJP	101 (25.31)	161 (40.35)	JCCJ	18 (4.51)	18 (4.51)
81	INC	389 (49.18)	BJP	364 (46.02)	25 (3.16)	JCCJ	14 (1.77)	24 (3.03)
82	INC	360 (70.04)	BJP	129 (25.1)	231 (44.94)	JCCJ	11 (2.14)	14 (2.72)
83	INC	472 (72.84)	BJP	132 (20.37)	340 (52.47)	IND (SLV)	8 (1.23)	36 (5.56)
84	INC	426 (47.92)	BJP	413 (46.46)	13 (1.46)	IND (ST)	12 (1.35)	38 (4.27)
85	INC	520 (58.1)	BJP	323 (36.09)	197 (22.01)	JCCJ	13 (1.45)	39 (4.36)
86	INC	357 (54.92)	BJP	230 (35.38)	127 (19.54)	AAP	42 (6.46)	21 (3.23)
87	INC	309 (61.31)	BJP	156 (30.95)	153 (30.36)	AAP	26 (5.16)	13 (2.58)
88	INC	265 (52.79)	BJP	215 (42.83)	50 (9.96)	JCCJ	8 (1.59)	14 (2.79)
89	INC	119 (56.94)	BJP	87 (41.63)	32 (15.31)	JCCJ	1 (0.48)	2 (0.96)
90	INC	341 (56.36)	BJP	171 (28.26)	170 (28.1)	JCCJ	61 (10.08)	32 (5.29)
91	INC	274 (49.28)	BJP	190 (34.17)	84 (15.11)	JCCJ	54 (9.71)	38 (6.83)
92	BJP	211 (49.76)	INC	188 (44.34)	23 (5.42)	AAP	10 (2.36)	15 (3.54)
93	BJP	247 (48.43)	INC	226 (44.31)	21 (4.12)	AAP	16 (3.14)	21 (4.12)
94	INC	333 (66.2)	BJP	143 (28.43)	190 (37.77)	JCCJ	7 (1.39)	20 (3.98)
95	INC	250 (60.68)	BJP	127 (30.83)	123 (29.85)	AAP	14 (3.4)	21 (5.1)
96	INC	307 (48.35)	BJP	264 (41.57)	43 (6.78)	JCCJ	39 (6.14)	25 (3.94)
97	INC	225 (36.64)	BJP	220 (35.83)	5 (0.81)	JCCJ	126 (20.52)	43 (7)
98	BJP	117 (52.7)	INC	98 (44.14)	19 (8.56)	JCCJ	2 (0.9)	5 (2.25)
99	INC	60 (49.18)	BJP	60 (49.18)	0 (0)	IND (ST)	1 (0.82)	1 (0.82)
100	BJP	259 (52.86)	INC	208 (42.45)	51 (10.41)	JCCJ	11 (2.24)	12 (2.45)
101	BJP	325 (59.2)	INC	206 (37.52)	119 (21.68)	JCCJ	4 (0.73)	14 (2.55)
102	BJP	355 (48.83)	INC	332 (45.67)	23 (3.16)	JCCJ	12 (1.65)	28 (3.85)
103	BJP	306 (49.12)	INC	295 (47.35)	11 (1.77)	AAP	5 (0.8)	17 (2.73)
104	BJP	440 (63.4)	INC	229 (33)	211 (30.4)	JCCJ	10 (1.44)	15 (2.16)

Contd....

DISCLAIMER

The Terms of Use and Disclaimer of Datanet India Private Limited (hereinafter referred to as "Datanet") for use of this analysis report of **Raipur City North Assembly Constituency (Raipur City North Vidhan Sabha)** :-

1. **Assembly Factbook™** is a Registered Trade Mark owned by Datanet.
2. All the maps are sketched and graphical representation only and have not been drawn to the scale and also not to represent the actual geographical area or boundary of the unit.
3. The data for the aforesaid analysis is based on authentic sources and has been culled from the various publications of Census, CSO and NSSO for district and block level data, various central and state government departments, Central & State Elections Commissions and the concerned Returning Officers' releases, Electoral Rolls, Election results and allied publications, internal assessment, surveys, estimates and analysis. Therefore, certain adjustment of data at micro level may have been done to arrive closer to the macro data.
4. Data have been provided on an "As Is" and "As AVAILABLE" basis
5. The colours shown in the maps or diagram and charts of a particular party, alliance or AC are indicative and do not represent them.
6. This publication which includes maps, sheets, graphs and data would be the property under copyright of Datanet only. The user may use these for its internal study, analysis and research purposes. It's public display, re-selling or any commercial uses by the user are not allowed.
7. Datanet has taken due care and caution in compilation and processing of data and allied information, but does not guarantee the accuracy, adequacy or completeness of any information/analysis and will be not responsible for any errors or omissions or for the results obtained from the use of such information/analysis.
8. All the contents for the publication have been culled from various authentic sources and Datanet reasonably believes such sources to be reliable, but does not make any representations, express or implied as to the accuracy or fitness of use of such information. The information or contents of the information/analysis do not constitute advice and should not be relied upon in making (or refraining from making) any decision. Any reliance placed upon the information provided by Datanet is the sole responsibility and strictly at the user's risk.
9. In no event will Datanet be liable for any damages (including, without limitation, damages for loss of business projects, or loss of profits) arising in contract, tort or otherwise from the use of or inability to use any of its contents, or from any action taken (or refrained from being taken) as a result of using the analysis or any of its contents. Datanet its directors, owners, editors, officials, employees, distributor and agents or any associate will not be liable for any errors in the information contained or any consequences arising from the use of the contents of the provided information/analysis.
10. If any provision of these terms and conditions is held invalid or illegal or unenforceable for any reason by any court of competent jurisdiction, such provision shall be severed and the remainder of provisions of the terms and conditions shall continue in full force and effect as if the Term of Use had been executed with the invalid, illegal or unenforceable provision eliminated.
11. If there are any discrepancies in the information provided, please bring it to attention of Datanet for suitable rectification measures.

Get Complete Book
At Datanet India eBooks Store

www.datanetindia-ebooks.com

or go directly at

[http://www.datanetindia-
ebooks.com/Assembly_factbook/Chhattisgarh/Raipur/
Raipur_City_North](http://www.datanetindia-ebooks.com/Assembly_factbook/Chhattisgarh/Raipur/Raipur_City_North)

 **india**stat**elections**

