



Delhi

Assembly Factbook™

Adarsh Nagar Assembly Constituency




Key Electoral Data of Adarsh Nagar
Assembly Constituency (Vidhan Sabha)

Delhi

Assembly Factbook™

Adarsh Nagar Assembly Constituency



Adarsh Nagar Vidhan Sabha

Editor & Director

Dr. R.K. Thukral

Research Editor

Dr. Shafeeq Rahman

Compiled, Researched and Published by Datanet India Pvt. Ltd.

D-100, 1st Floor,

Okhla Industrial Area, Phase-I,
New Delhi- 110020.

Ph.: 91-11- 43580781-84

Email : support@indiastatpublications.com

Website : www.indiastatelections.com

Online Book Store :

www.indiastatpublications.com

Report No. : AFB/DL-04-0125

ISBN : 978-93-5293-397-6

First Edition : January, 2018

Eighth Updated Edition : January, 2025

Price : Rs. 11500/-

US\$ 310

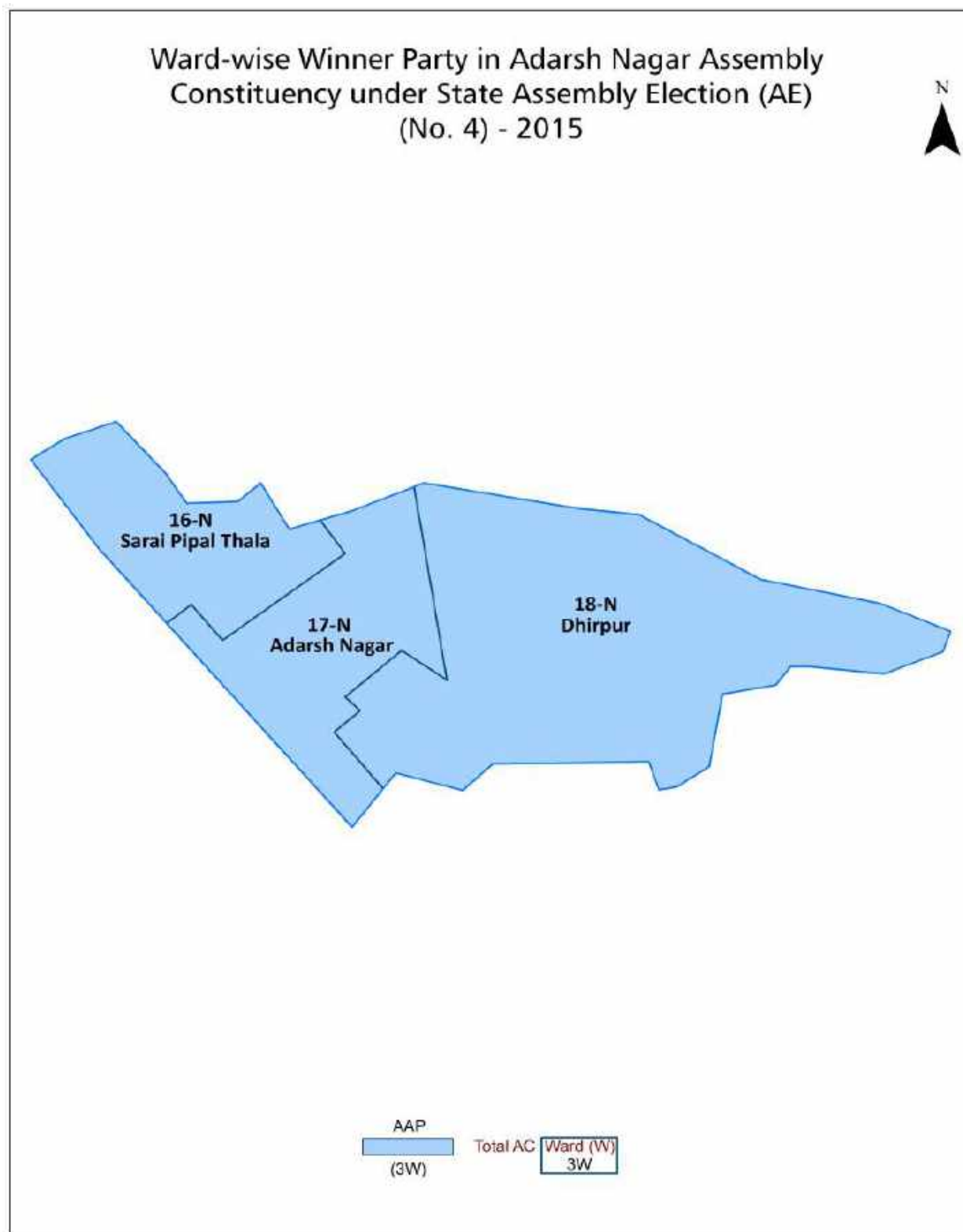
© Datanet India Pvt. Ltd.

All rights reserved. No part of this book may be reproduced, stored in a retrieval system or transmitted in any form or by any means, mechanical photocopying, photographing, scanning, recording or otherwise without the prior written permission of the publisher. Please refer to Disclaimer at page no. 166 for the use of this publication.

Printed in India

No.	Particulars	Page No.
1	Introduction Assembly Constituency at a Glance Features of Assembly as per Delimitation Commission of India (2008)	1-2
2	Location and Political Maps Location Map Boundaries of Assembly Constituency in District Boundaries of Assembly Constituency under Parliamentary Constituency Ward-wise Winner Parties- 2025, 2024, 2020, 2019, 2015, 2014, 2013, 2009 and 2008	3-11
3	Administrative Setup & Demographics (2011) Ward Name Ward Number Population Population by Ward Sex Ratio Religious Population Social Population	12
4	Electoral Features Important Dates of Last Elections Held Electors by Gender Service Electors Voters Voters Turnout Polling Stations & Average Number of Electors per Polling Station Electors by Age Group Present Elected Representatives	13-18
5	Historical Summary Election Results Vote Share of Major Parties Winning Margin (Number & Percentage Polarity Summary Result of Assembly Segment of Parliamentary Election 2024, 2019, 2014, 2009, 2004 and 1999 Summary Result of Assembly Elections 2025, 2020, 2015, 2013, 2008, 2003, 1998 and 1993	19-35
6	Polling Station Level Election Results Name and Number of Polling Station 2025, 2024, 2020, 2019, 2015, 2014, 2013, 2009 and 2008 Polling Station-wise Electoral, Voter & Voter Turnout 2025, 2024, 2020, 2019, 2015, 2014, 2013, 2009 and 2008 Polling Station wise Elections Results 2025, 2024, 2020, 2019, 2015, 2014, 2013, 2009 & 2008	36-150
7	MCD Ward Election Result MCD Election 2017 and 2012	151-159
8	Share of Assembly Constituency Share of Assembly Constituency in State and Parliamentary Constituency	160
9	Abbreviation & Sources	163-164
10	Disclaimer	166

Location & Political Map

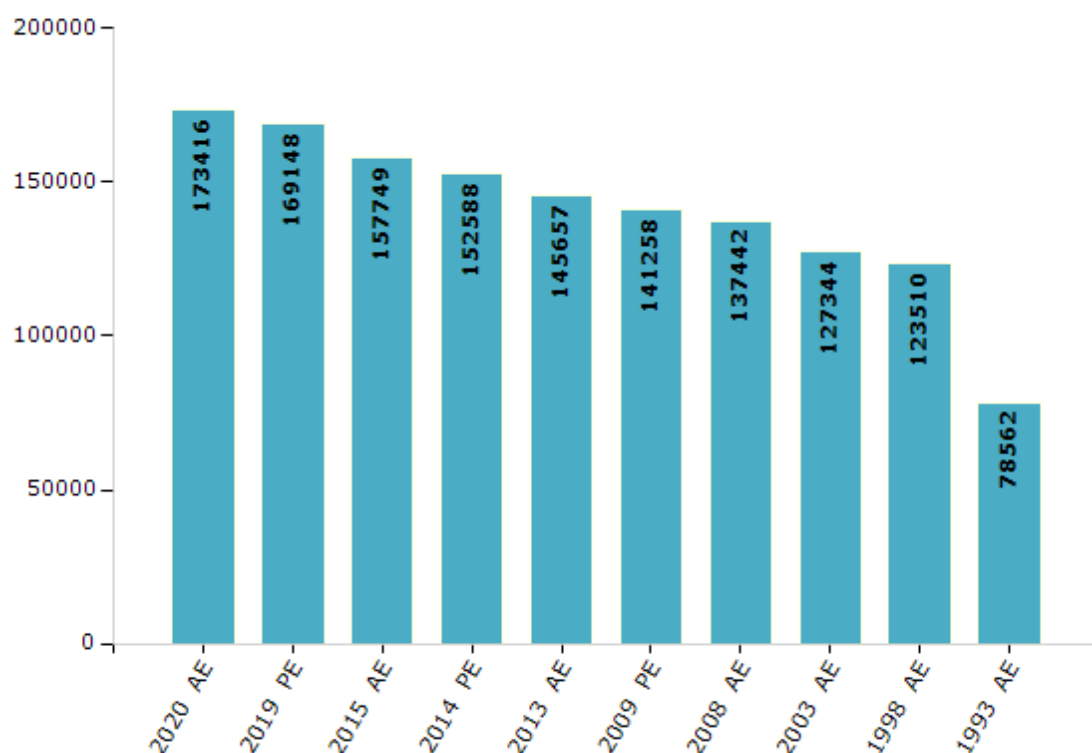


Electoral Features

Electors by Male & Female

Year	Male	Female	Others	Total	Year	Male	Female	Others	Total
2020 AE	95423	77948	45	173416	2003 AE	75932	51412	-	127344
2019 PE	93317	75800	31	169148	1999 PE	-	-	-	-
2015 AE	87706	70034	9	157749	1998 AE	73103	50407	-	123510
2014 PE	84819	67760	9	152588	1993 AE	43216	35346	-	78562
2013 AE	80910	64739	8	145657	1983 AE	-	-	-	-
2009 PE	80539	60719	0	141258	1977 AE	-	-	-	-
2008 AE	78205	59237	-	137442	1972 AE	-	-	-	-
2004 PE	-	-	-	-	1952 AE	-	-	-	-

Number of Electors

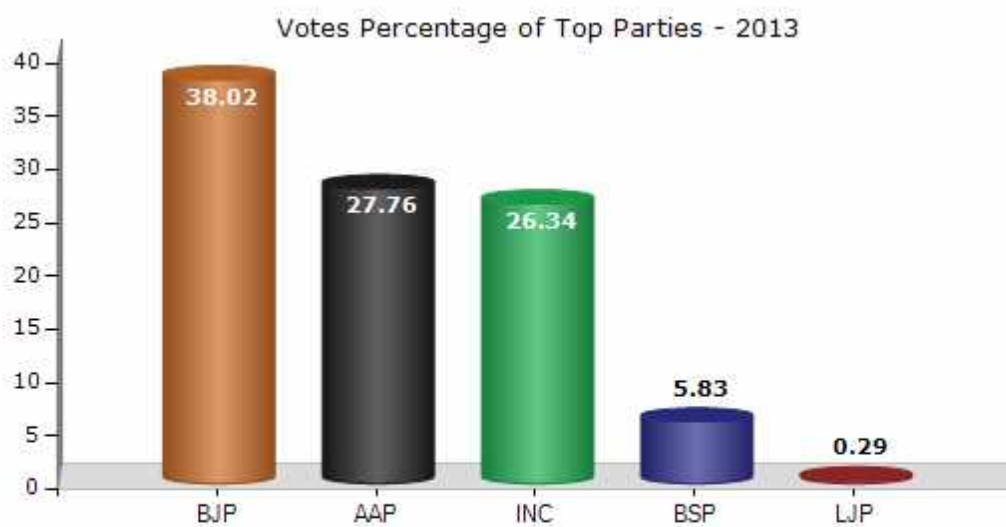


Note : AE : Assembly Election, PE : Assembly Segment of Parliamentary Election

Historical Summary Election Results

Summary Result of Assembly Election - 2013

Candidate Name	Party	Votes	Votes %
Ram Kishan Singhal	BJP	36765	38.02
Jagdeep Rana	AAP	26842	27.76
Mangat Ram	INC	25467	26.34
Ashwani Ahuja	BSP	5640	5.83
Archana Singh	LJP	284	0.29
Balram Mandal	IDP	259	0.27
Anil Nagpal	IND	250	0.26
Deepak Kumar	IND	232	0.24
Kedar Prasad	PHRC	195	0.2
	NOTA	769	0.8



Polling Station Level Election Results

Number and Name of Polling Stations (PS) (2020)

Number of Polling Stations	Name of Polling Stations	Number of Polling Stations	Name of Polling Stations
1	Community Centre, Village Azadpur	22	M C Pry School Sarai Pipal Thala
2	Community Centre, Village Azadpur	23	M C Pry School Sarai Pipal Thala
3	Community Centre, Village Azadpur	24	M C Pry School Sarai Pipal Thala
4	Community Centre, Village Azadpur	25	M C Pry School Sarai Pipal Thala
5	Community Centre, Village Azadpur	26	M C Pry School Sarai Pipal Thala
6	Community Centre, Village Azadpur	27	M C Pry School Sarai Pipal Thala
7	Community Centre, Village Azadpur	28	M C Pry School Sarai Pipal Thala
8	M C Pry School Village Azadpur	29	Nigam Pratibha Co-Ed Vidyalaya, Bharola Village
9	M C Pry School Village Azadpur	30	Nigam Pratibha Co-Ed Vidyalaya, Bharola Village
10	M C Pry School Village Azadpur	31	Nigam Pratibha Co-Ed Vidyalaya, Bharola Village
11	M C Pry School Village Azadpur	32	Nigam Pratibha Co-Ed Vidyalaya, Bharola Village
12	M C Pry School Village Azadpur	33	Nigam Pratibha Co-Ed Vidyalaya, Bharola Village
13	M C Pry School Village Azadpur	34	M C Primary School Dhirpur Village
14	M C Pry School Village Azadpur	35	M C Primary School Dhirpur Village
15	M C Pry School Village Azadpur	36	M C Primary School Dhirpur Village
16	M C Pry School Village Azadpur	37	M C Primary School Dhirpur Village
17	M C Pry School Village Azadpur	38	M C Primary School Dhirpur Village
18	Nigam Pratibha Co-Ed Vidyalaya, Bharola Village	39	M C Primary School Dhirpur Village
19	Nigam Pratibha Co-Ed Vidyalaya, Bharola Village	40	M C Primary School Dhirpur Village
20	Nigam Pratibha Co-Ed Vidyalaya, Bharola Village	41	Sant Nirankari Sr Sec School Nirankari Colony
21	M C Pry School Sarai Pipal Thala	42	Sant Nirankari Sr Sec School Nirankari Colony

Contd....

Polling Station Level Election Results

Polling Station-wise Votes Secured by Overall Top Five Parties in Adarsh Nagar Assembly in Assembly Election (AE) under Chandni Chowk Parliamentary Constituency in Delhi (2020)

Number of Polling Station	Winner - Pawan Sharma (AAP)	Runner-up - Raj Kumar Bhatia (BJP)	3rd - Mukesh Kumar Goel (INC)	4th - Chander Pal (BSP)	5th - Kailash (AAPP)	NOTA	Other	Total Votes Secured
36	654	132	56	5	0	4	8	859
37	492	138	64	0	0	4	2	700
38	454	200	32	2	1	0	2	691
39	431	252	36	4	3	1	3	730
40	498	224	30	2	1	4	4	763
41	291	310	26	0	3	2	1	633
42	499	231	42	10	1	4	1	788
43	497	348	54	2	1	2	4	908
44	342	203	63	8	0	3	2	621
45	356	206	43	2	2	2	0	611
46	293	196	82	0	0	2	2	575
47	281	197	68	1	2	1	0	550
48	431	256	85	4	1	3	0	780
49	436	281	93	3	3	3	3	822
50	297	355	62	0	1	5	0	720
51	261	274	89	0	0	1	0	625
52	230	228	73	0	1	2	0	534
53	172	325	14	0	1	1	1	514
54	156	296	14	1	1	2	0	470
55	337	272	47	1	1	3	2	663
56	245	225	34	2	2	1	2	511
57	371	355	121	2	3	7	1	860
58	307	321	140	0	1	5	1	775
59	231	278	116	2	0	2	0	629
60	181	229	98	1	4	1	3	517
61	129	147	44	0	0	1	1	322
62	259	350	121	3	3	1	1	738
63	311	228	157	1	3	2	2	704
64	231	255	91	2	3	1	3	586
65	241	248	67	1	3	1	0	561
66	197	146	20	0	2	1	0	366
67	351	293	121	3	1	2	2	773
68	340	406	69	2	1	3	0	821
69	335	388	95	1	8	4	3	834
70	110	396	26	0	2	3	0	537

Contd....

Polling Station Level Election Results

Winner, Runner-up and 3rd Party Position & Winning Margin According to Polling Stations in Adarsh Nagar Assembly in Assembly Election (AE) under Chandni Chowk Parliamentary Constituency in Delhi (2020)

Polling Station Number	Winner Party	Winner Votes (%)	Runner-up Party	Runner-up Votes (%)	Winning Margin Votes (%)	Third Party	Third Party Votes (%)	Other Votes (%)
71	BJP	380 (58.91)	AAP	226 (35.04)	154 (23.87)	INC	34 (5.27)	5 (0.78)
72	BJP	388 (62.38)	AAP	208 (33.44)	180 (28.94)	INC	18 (2.89)	8 (1.29)
73	BJP	252 (54.9)	AAP	162 (35.29)	90 (19.61)	INC	36 (7.84)	9 (1.96)
74	BJP	489 (59.85)	AAP	273 (33.41)	216 (26.44)	INC	50 (6.12)	5 (0.61)
75	BJP	395 (58.61)	AAP	238 (35.31)	157 (23.3)	INC	36 (5.34)	5 (0.74)
76	BJP	451 (53.37)	AAP	333 (39.41)	118 (13.96)	INC	52 (6.15)	9 (1.07)
77	BJP	414 (50.43)	AAP	347 (42.27)	67 (8.16)	INC	53 (6.46)	7 (0.85)
78	BJP	365 (48.67)	AAP	298 (39.73)	67 (8.94)	INC	82 (10.93)	5 (0.67)
79	BJP	404 (52.54)	AAP	280 (36.41)	124 (16.13)	INC	72 (9.36)	13 (1.69)
80	BJP	358 (52.11)	AAP	273 (39.74)	85 (12.37)	INC	43 (6.26)	13 (1.89)
81	BJP	373 (50.82)	AAP	306 (41.69)	67 (9.13)	INC	47 (6.4)	8 (1.09)
82	BJP	356 (53.53)	AAP	232 (34.89)	124 (18.64)	INC	64 (9.62)	13 (1.95)
83	BJP	266 (52.26)	AAP	211 (41.45)	55 (10.81)	INC	28 (5.5)	4 (0.79)
84	AAP	263 (48.7)	BJP	219 (40.56)	44 (8.14)	INC	52 (9.63)	6 (1.11)
85	AAP	198 (56.25)	BJP	109 (30.97)	89 (25.28)	INC	42 (11.93)	3 (0.85)
86	AAP	464 (63.74)	BJP	229 (31.46)	235 (32.28)	INC	16 (2.2)	19 (2.61)
87	BJP	375 (56.65)	AAP	248 (37.46)	127 (19.19)	INC	35 (5.29)	4 (0.6)
88	AAP	331 (49.33)	BJP	287 (42.77)	44 (6.56)	INC	47 (7)	6 (0.89)
89	BJP	498 (51.34)	AAP	346 (35.67)	152 (15.67)	INC	112 (11.55)	14 (1.44)
90	BJP	477 (64.29)	AAP	205 (27.63)	272 (36.66)	INC	51 (6.87)	9 (1.21)
91	BJP	453 (54.25)	AAP	292 (34.97)	161 (19.28)	INC	87 (10.42)	3 (0.36)
92	BJP	262 (47.38)	AAP	247 (44.67)	15 (2.71)	INC	37 (6.69)	7 (1.27)
93	BJP	576 (56.36)	AAP	366 (35.81)	210 (20.55)	INC	73 (7.14)	7 (0.68)
94	BJP	565 (59.6)	AAP	313 (33.02)	252 (26.58)	INC	59 (6.22)	11 (1.16)
95	BJP	361 (57.67)	AAP	216 (34.5)	145 (23.17)	INC	41 (6.55)	8 (1.28)
96	AAP	453 (51.89)	BJP	344 (39.4)	109 (12.49)	INC	65 (7.45)	11 (1.26)
97	BJP	233 (48.95)	AAP	193 (40.55)	40 (8.4)	INC	44 (9.24)	6 (1.26)
98	BJP	349 (62.77)	AAP	159 (28.6)	190 (34.17)	INC	44 (7.91)	4 (0.72)
99	AAP	308 (50.49)	BJP	267 (43.77)	41 (6.72)	INC	25 (4.1)	10 (1.64)
100	BJP	450 (50.62)	AAP	337 (37.91)	113 (12.71)	INC	87 (9.79)	15 (1.69)
101	BJP	175 (52.87)	AAP	109 (32.93)	66 (19.94)	INC	41 (12.39)	6 (1.81)
102	BJP	305 (47.43)	AAP	250 (38.88)	55 (8.55)	INC	83 (12.91)	5 (0.78)
103	BJP	324 (47.93)	AAP	270 (39.94)	54 (7.99)	INC	78 (11.54)	4 (0.59)
104	AAP	335 (53.17)	BJP	204 (32.38)	131 (20.79)	INC	82 (13.02)	9 (1.43)
105	AAP	449 (61.93)	BJP	166 (22.9)	283 (39.03)	INC	103 (14.21)	7 (0.97)

Contd....

MCD Election Results

Number and Name of Ward (2017)

**Number of
Ward**

Name of Ward

017N

Adarsh Nagar

018N

Dhirpur

**Number of
Ward**

Name of Ward

Number and Name of Ward (2012)

**Number of
Ward**

Name of Ward

13

Dhir Pur

14

Adarsh Nagar (W)

15

Sarai Pipal Thala

16

Jahangir Puri – I (SC)

**Number of
Ward**

Name of Ward

MCD Election Results

Ward-wise Winner & Runner-up in Adarsh Nagar Assembly Constituency (MCD Election 2017)

MCD Ward Number	Winner Party	Winner Votes (%)	Runner-up Party	Runner-up Votes (%)	Winning Margin Votes (%)
017N	BJP	13427 (43.76)	AAP	7103 (23.15)	6324 (20.61)
018N	BJP	12199 (46.16)	AAP	6160 (23.31)	6039 (22.85)

MCD Election Results

Summary Result of Ward 017 N (Adarsh Nagar) : MCD Election - 2017

Candidate Name	Party	Votes	Votes%
Ward 017 N : Adarsh Nagar			
Garima Gupta	BJP	13427	43.76
Meena Verma	AAP	7103	23.15
Anshul Gupta	INC	6123	19.96
Sunita	BSP	2435	7.94
Veena Kumar	IND	456	1.49
Shashi	IND	296	0.96
Sapna	IND	183	0.6
Pammi Devi	IND	151	0.49
Rita	IND	146	0.48
Meena Bhardwaj	IND	115	0.37
Sunita Gill	NCP	73	0.24
	NOTA	175	0.57

DISCLAIMER

The Terms of Use and Disclaimer of Datanet India Private Limited (hereinafter referred to as "Datanet") for use of this analysis report of **Adarsh Nagar Assembly Constituency (Adarsh Nagar Vidhan Sabha)** :-

1. **Assembly Factbook™** is a Registered Trade Mark owned by Datanet.
2. All the maps are sketched and graphical representation only and have not been drawn to the scale and also not to represent the actual geographical area or boundary of the unit.
3. The data for the aforesaid analysis is based on authentic sources and has been culled from the various publications of Census, CSO and NSSO for district and block level data, various central and state government departments, Central & State Elections Commissions and the concerned Returning Officers' releases, Electoral Rolls, Election results and allied publications, internal assessment, surveys, estimates and analysis. Therefore, certain adjustment of data at micro level may have been done to arrive closer to the macro data.
4. Data have been provided on an "As Is" and "As AVAILABLE" basis
5. The colours shown in the maps or diagram and charts of a particular party, alliance or AC are indicative and do not represent them.
6. This publication which includes maps, sheets, graphs and data would be the property under copyright of Datanet only. The user may use these for its internal study, analysis and research purposes. It's public display, re-selling or any commercial uses by the user are not allowed.
7. Datanet has taken due care and caution in compilation and processing of data and allied information, but does not guarantee the accuracy, adequacy or completeness of any information/analysis and will be not responsible for any errors or omissions or for the results obtained from the use of such information/analysis.
8. All the contents for the publication have been culled from various authentic sources and Datanet reasonably believes such sources to be reliable, but does not make any representations, express or implied as to the accuracy or fitness of use of such information. The information or contents of the information/analysis do not constitute advice and should not be relied upon in making (or refraining from making) any decision. Any reliance placed upon the information provided by Datanet is the sole responsibility and strictly at the user's risk.
9. In no event will Datanet be liable for any damages (including, without limitation, damages for loss of business projects, or loss of profits) arising in contract, tort or otherwise from the use of or inability to use any of its contents, or from any action taken (or refrained from being taken) as a result of using the analysis or any of its contents. Datanet its directors, owners, editors, officials, employees, distributor and agents or any associate will not be liable for any errors in the information contained or any consequences arising from the use of the contents of the provided information/analysis.
10. If any provision of these terms and conditions is held invalid or illegal or unenforceable for any reason by any court of competent jurisdiction, such provision shall be severed and the remainder of provisions of the terms and conditions shall continue in full force and effect as if the Term of Use had been executed with the invalid, illegal or unenforceable provision eliminated.
11. If there are any discrepancies in the information provided, please bring it to attention of Datanet for suitable rectification measures.

Buy Online This Complete Book At
Datanet India eBooks Store

www.indiastatpublications.com

or go directly at

[http://www.indiastatpublications.com/
Assembly_factbook/Delhi/Chandni_Chowk/Adarsh_Nagar](http://www.indiastatpublications.com/Assembly_factbook/Delhi/Chandni_Chowk/Adarsh_Nagar)

 **india**stat**elections**

ISBN : 978-93-5293-397-6



9 789352 933976