



Delhi

Assembly Factbook™

Chandni Chowk Assembly Constituency

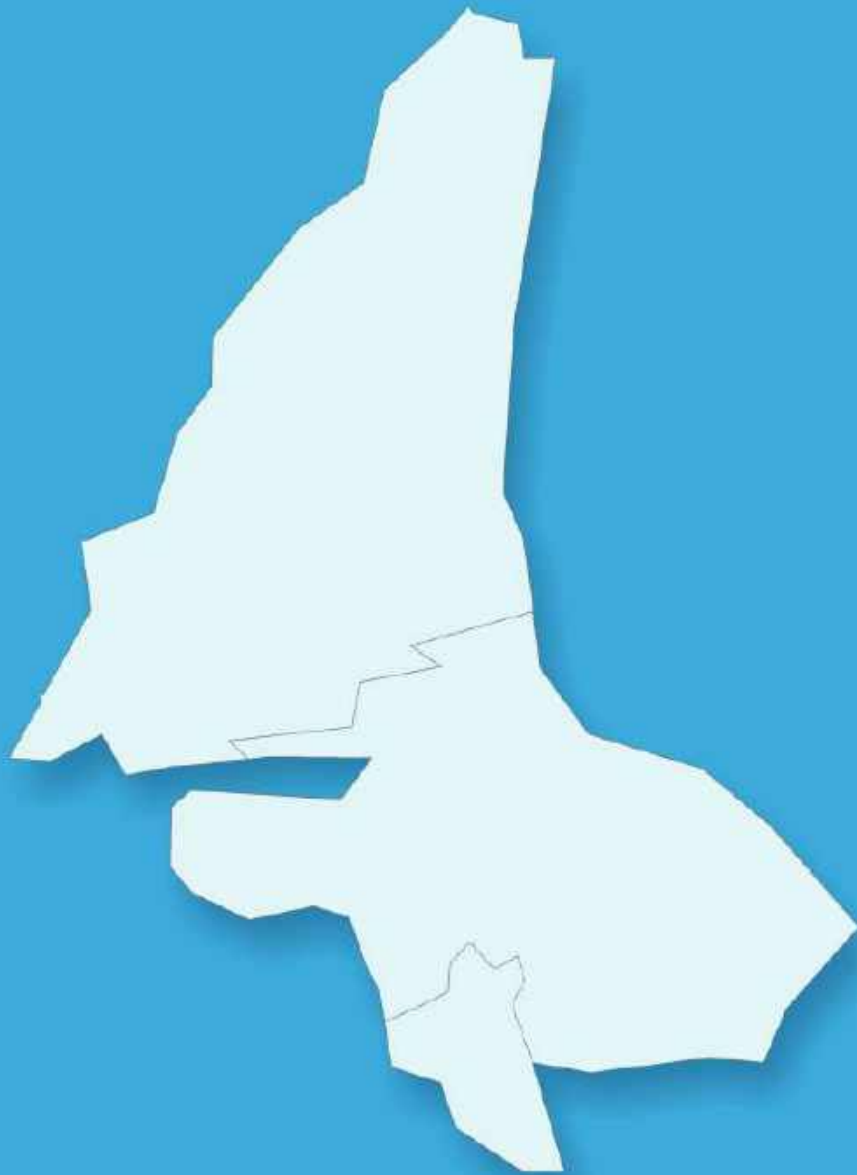


Key Electoral Data of Chandni Chowk
Assembly Constituency (Vidhan Sabha)

Delhi

Assembly Factbook™

Chandni Chowk Assembly Constituency



Chandni Chowk Vidhan Sabha

Editor & Director

Dr. R.K. Thukral

Research Editor

Dr. Shafeeq Rahman

Compiled, Researched and Published by Datanet India Pvt. Ltd.

D-100, 1st Floor,

Okhla Industrial Area, Phase-I,
New Delhi- 110020.

Ph.: 91-11- 43580781-84

Email : support@indiastatpublications.com

Website : www.indiastatelections.com

Online Book Store :

www.indiastatpublications.com

Report No. : AFB/DL-20-0125

ISBN : 978-93-5293-406-5

First Edition : January, 2018

Eighth Updated Edition : January, 2025

Price : Rs. 11500/-

US\$ 310

© Datanet India Pvt. Ltd.

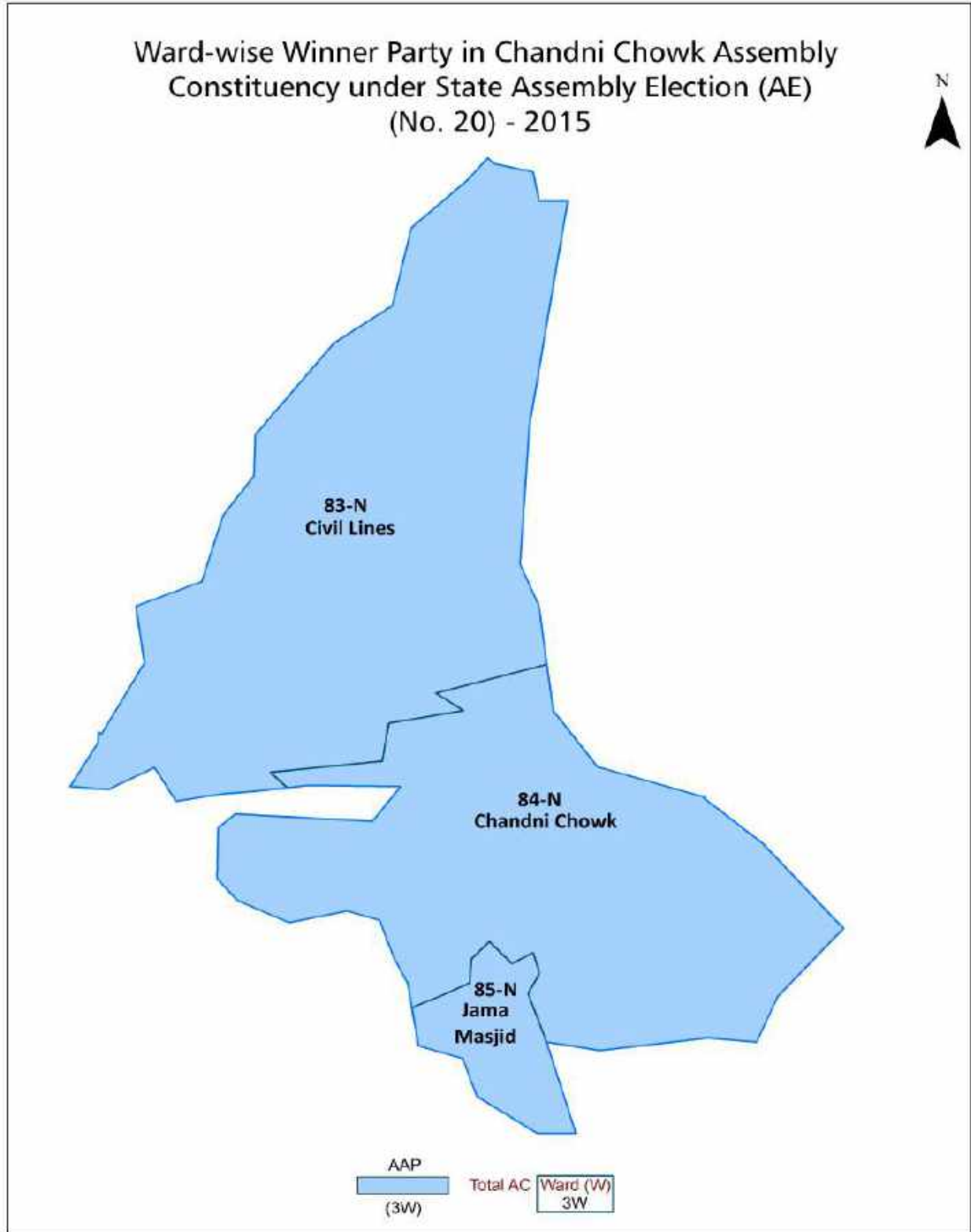
All rights reserved. No part of this book may be reproduced, stored in a retrieval system or transmitted in any form or by any means, mechanical photocopying, photographing, scanning, recording or otherwise without the prior written permission of the publisher. Please refer to Disclaimer at page no. 162 for the use of this publication.

Printed in India

Contents

No.	Particulars	Page No.
1	Introduction Assembly Constituency at a Glance Features of Assembly as per Delimitation Commission of India (2008)	1-2
2	Location and Political Maps Location Map Boundaries of Assembly Constituency in District Boundaries of Assembly Constituency under Parliamentary Constituency Ward-wise Winner Parties- 2024, 2020, 2019, 2015, 2014, 2013, 2009 and 2008	3-11
3	Administrative Setup & Demographics (2011) Ward Name Ward Number Population Population by Ward Sex Ratio Religious Population Social Population	12
4	Electoral Features Important Dates of Last Elections Held Electors by Gender Service Electors Voters Voters Turnout Polling Stations & Average Number of Electors per Polling Station Electors by Age Group Present Elected Representatives	13-18
5	Historical Summary Election Results Vote Share of Major Parties Winning Margin (Number & Percentage) Polarity Summary Result of Assembly Segment of Parliamentary Election 2024, 2019, 2014, 2009, 2004 and 1999 Summary Result of Assembly Elections 2020, 2015, 2013, 2008, 2003, 1998, 1993, 1983, 1977, 1972 and 1952	19-39
6	Polling Station Level Election Results Name and Number of Polling Station 2024, 2020, 2019, 2015, 2014, 2013, 2009 and 2008 Polling Station-wise Electoral, Voter & Voter Turnout 2024, 2020, 2019, 2015, 2014, 2013, 2009 and 2008 Polling Station wise Elections Results 2024, 2020, 2019, 2015, 2014, 2013, 2009 and 2008	40-145
7	MCD Ward Election Result MCD Election 2017 and 2012	146-155
8	Share of Assembly Constituency Share of Assembly Constituency in State and Parliamentary Constituency	156
9	Abbreviation & Sources	159-160
10	Disclaimer	162

Location & Political Map

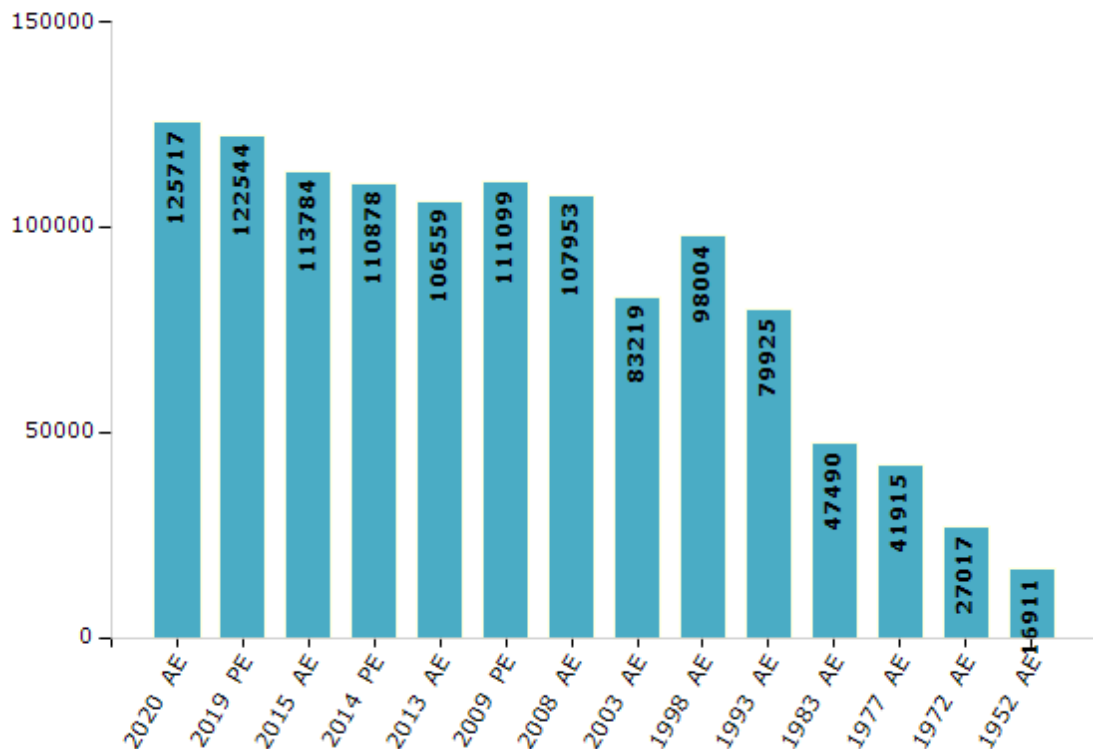


Electoral Features

Electors by Male & Female

Year	Male	Female	Others	Total	Year	Male	Female	Others	Total
2020 AE	69116	56585	16	125717	2003 AE	46933	36286	-	83219
2019 PE	67497	55031	16	122544	1999 PE	-	-	-	-
2015 AE	62723	51055	6	113784	1998 AE	55370	42634	-	98004
2014 PE	61104	49770	4	110878	1993 AE	44211	35714	-	79925
2013 AE	58678	47877	4	106559	1983 AE	26648	20842	-	47490
2009 PE	61111	49988	0	111099	1977 AE	25765	16150	-	41915
2008 AE	59295	48658	-	107953	1972 AE	17336	9681	-	27017
2004 PE	-	-	-	-	1952 AE	-	-	-	16911

Number of Electors

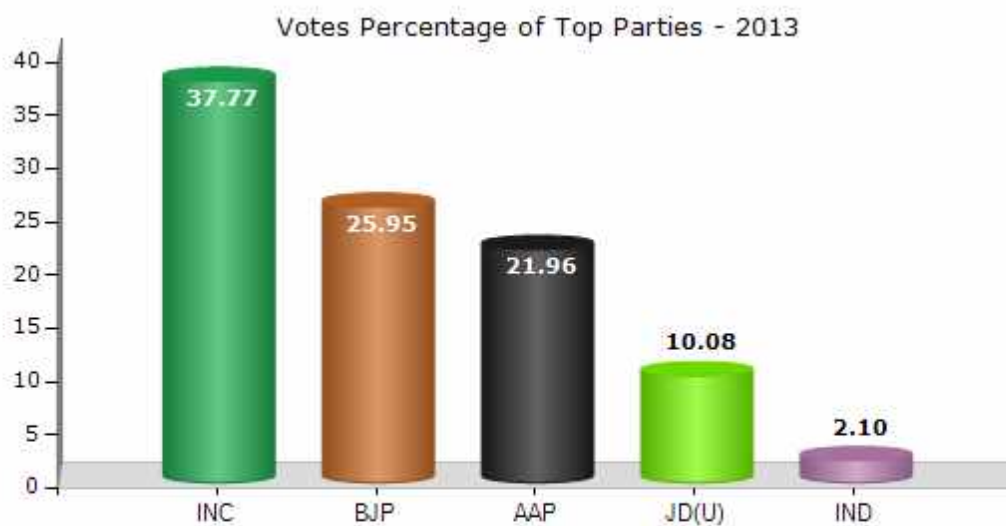


Note : AE : Assembly Election, PE : Assembly Segment of Parliamentary Election

Historical Summary Election Results

Summary Result of Assembly Election - 2013

Candidate Name	Party	Votes	Votes %
Parlad Singh Sawhney	INC	26335	37.77
Suman Kumar Gupta	BJP	18092	25.95
Vikram Badhwar	AAP	15312	21.96
Khurram Iqbal	JD(U)	7032	10.08
Mohd Shahzaman	IND	1461	2.1
Mausam Ali	BSP	437	0.63
Yogesh Kumar	IND	103	0.15
Paul M Rufus	AACP	92	0.13
Vijay Bahadur	LJP	84	0.12
Balram Bari	IND	74	0.11
Dev Raj	IND	71	0.1
Dinesh Kumar Tripathi	IND	61	0.09
Manoj Kumar Sharma	RBHP	58	0.08
Anil Anand	IND	24	0.03
	NOTA	493	0.71



Polling Station Level Election Results

Number and Name of Polling Stations (PS) (2020)

Number of Polling Stations	Name of Polling Stations	Number of Polling Stations	Name of Polling Stations
1	Govt. Girls Sr. Sec. School Bela Road Near Iron Bridge, Daryaganj, Delhi	22	M C Pry School Phool Mandi Daryaganj Delhi
2	Sarvodaya Bal Vidyalaya No-1 (Urdu Medium) Jama Masjid, Delhi	23	M C Pry School Phool Mandi Daryaganj Delhi
3	Sarvodaya Bal Vidyalaya No-1 (Urdu Medium) Jama Masjid, Delhi	24	M C Pry School Phool Mandi Daryaganj Delhi
4	Sarvodaya Bal Vidyalaya No-1 (Urdu Medium) Jama Masjid, Delhi	25	M C Pry School Phool Mandi Daryaganj Delhi
5	Samuday Bhawan Dujana House Matia Mahal Delhi	26	M C Pry School Phool Mandi Daryaganj Delhi
6	Samuday Bhawan Dujana House Matia Mahal Delhi	27	M C Pry School Xi/2635 Faiz Bazar Daryaganj Delhi
7	Samuday Bhawan Dujana House Matia Mahal Delhi	28	M C Pry School Xi/2635 Faiz Bazar Daryaganj Delhi
8	Kitchan At Barat Ghar Seprate Building Dujana House Jama Masjid Delhi	29	Arya Anathalaya Xi/1488 Pataudi House Delhi
9	M C Pry School, Xi/860,Haveli Azam Khan, Jama Masjid Haveli Azam Khan Delhi	30	Arya Anathalaya Xi/1488 Pataudi House Delhi
10	M C Pry School, Xi/860,Haveli Azam Khan, Jama Masjid Haveli Azam Khan Delhi	31	Govt. Girls Sr. Sec. School Bela Road Near Iron Bridge, Daryaganj, Delhi
11	M C Pry School, Xi/860,Haveli Azam Khan, Jama Masjid Haveli Azam Khan Delhi	32	Govt. Girls Sr. Sec. School Bela Road Near Iron Bridge, Daryaganj, Delhi
12	Govt Girls Sr Sec School Pataudi House, Daryaganj, Delhi	33	Govt. Girls Sr. Sec. School Bela Road Near Iron Bridge, Daryaganj, Delhi
13	Govt Girls Sr Sec School Pataudi House, Daryaganj, Delhi	34	M C Co-Ed School Red Fort Delhi
14	Govt Girls Sr Sec School Pataudi House, Daryaganj, Delhi	35	M C Co-Ed School Red Fort Delhi
15	Govt Girls Sr Sec School Pataudi House, Daryaganj, Delhi	36	Govt Girls Sr Sec School Gali Barph Wali Kinari Bazar Chandni Chowk Delhi
16	Govt Girls Sr Sec School Pataudi House, Daryaganj, Delhi	37	Govt Girls Sr Sec School Gali Barph Wali Kinari Bazar Chandni Chowk Delhi
17	Govt Boys Sr Sec School Pataudi House, Daryaganj, Delhi	38	Dharmashala Of Munna Lal Jain Ho-1796 Chira Khana Nai Sarak Delhi
18	Govt Boys Sr Sec School Pataudi House, Daryaganj, Delhi	39	Dharmashala Of Munna Lal Jain Ho-1796 Chira Khana Nai Sarak Delhi
19	M C Girls Pry School, New Kucha Chelan, Daryaganj, Delhi	40	Dharmashala Of Munna Lal Jain Ho-1796 Chira Khana Nai Sarak Delhi
20	M C Girls Pry School, New Kucha Chelan, Daryaganj, Delhi	41	Govt Girls Sr Sec School Gali Barph Wali Kinari Bazar Chandni Chowk Delhi
21	M C Girls Pry School, New Kucha Chelan, Daryaganj, Delhi	42	S.D. Public Sr. Sec. School 2783, Cheera Khana, Delhi-110006

Contd....

Polling Station Level Election Results

Polling Station-wise Votes Secured by Overall Top Five Parties in Chandni Chowk Assembly in Assembly Election (AE) under Chandni Chowk Parliamentary Constituency in Delhi (2020)

Number of Polling Station	Winner - Parlad Singh Sawhney (AAP)	Runner-up - Suman Kumar Gupta (BJP)	3rd - Alka Lamba (INC)	4th - Anil Singh Jadon (SHS)	5th - Sudesh (BSP)	NOTA	Other	Total Votes Secured
36	135	204	31	0	1	4	5	380
37	102	203	29	1	0	2	1	338
38	175	296	66	1	0	0	0	538
39	127	219	19	1	1	2	0	369
40	105	201	15	0	1	0	3	325
41	141	196	52	0	1	0	0	390
42	285	369	29	3	2	2	7	697
43	157	226	14	1	0	1	4	403
44	202	415	45	1	3	4	1	671
45	201	238	33	2	0	1	2	477
46	112	155	22	0	1	1	0	291
47	165	180	40	0	0	2	9	396
48	239	449	48	0	1	5	1	743
49	206	157	42	0	1	4	1	411
50	164	212	35	0	1	1	2	415
51	248	274	88	1	0	0	2	613
52	145	209	25	0	0	0	0	379
53	137	196	25	0	0	4	2	364
54	139	170	36	0	1	3	0	349
55	162	280	21	1	1	1	3	469
56	144	341	31	1	1	2	0	520
57	158	316	46	0	0	3	3	526
58	135	284	85	0	3	1	4	512
59	251	306	68	1	43	3	3	675
60	179	117	25	0	5	0	2	328
61	132	134	27	1	4	0	1	299
62	96	288	19	1	1	1	0	406
63	29	94	5	1	0	1	0	130
64	277	249	25	1	1	3	3	559
65	219	181	10	0	1	2	1	414
66	408	130	13	1	1	0	2	555
67	198	215	14	2	0	4	0	433
68	119	186	17	0	0	0	0	322
69	89	188	21	1	0	2	0	301
70	346	104	22	1	0	0	1	474

Contd....

Polling Station Level Election Results

Winner, Runner-up and 3rd Party Position & Winning Margin According to Polling Stations in Chandni Chowk Assembly in Assembly Election (AE) under Chandni Chowk Parliamentary Constituency in Delhi (2020)

Polling Station Number	Winner Party	Winner Votes (%)	Runner-up Party	Runner-up Votes (%)	Winning Margin Votes (%)	Third Party	Third Party Votes (%)	Other Votes (%)
71	AAP	472 (84.29)	BJP	69 (12.32)	403 (71.97)	INC	17 (3.04)	2 (0.36)
72	BJP	179 (63.48)	AAP	84 (29.79)	95 (33.69)	INC	17 (6.03)	2 (0.71)
73	AAP	328 (49.85)	BJP	297 (45.14)	31 (4.71)	INC	29 (4.41)	4 (0.61)
74	AAP	369 (58.76)	BJP	223 (35.51)	146 (23.25)	INC	27 (4.3)	9 (1.43)
75	AAP	207 (66.99)	BJP	79 (25.57)	128 (41.42)	INC	20 (6.47)	3 (0.97)
76	AAP	496 (72.09)	BJP	149 (21.66)	347 (50.43)	INC	33 (4.8)	10 (1.45)
77	AAP	589 (70.62)	BJP	185 (22.18)	404 (48.44)	INC	50 (6)	10 (1.2)
78	BJP	143 (69.76)	AAP	53 (25.85)	90 (43.91)	INC	9 (4.39)	0 (0)
79	BJP	231 (46.2)	AAP	230 (46)	1 (0.2)	INC	29 (5.8)	10 (2)
80	AAP	412 (52.42)	BJP	286 (36.39)	126 (16.03)	INC	48 (6.11)	40 (5.09)
81	AAP	233 (60.68)	BJP	133 (34.64)	100 (26.04)	INC	14 (3.65)	4 (1.04)
82	BJP	155 (53.26)	AAP	119 (40.89)	36 (12.37)	INC	15 (5.15)	2 (0.69)
83	AAP	716 (81.92)	BJP	125 (14.3)	591 (67.62)	INC	28 (3.2)	5 (0.57)
84	BJP	179 (49.72)	AAP	174 (48.33)	5 (1.39)	INC	4 (1.11)	3 (0.83)
85	AAP	231 (61.93)	BJP	121 (32.44)	110 (29.49)	INC	16 (4.29)	5 (1.34)
86	AAP	378 (57.71)	BJP	248 (37.86)	130 (19.85)	INC	21 (3.21)	8 (1.22)
87	AAP	206 (50.37)	BJP	166 (40.59)	40 (9.78)	INC	23 (5.62)	14 (3.42)
88	AAP	336 (55.63)	BJP	163 (26.99)	173 (28.64)	INC	97 (16.06)	8 (1.32)
89	AAP	185 (48.56)	BJP	154 (40.42)	31 (8.14)	INC	22 (5.77)	20 (5.25)
90	BJP	377 (55.93)	AAP	259 (38.43)	118 (17.5)	INC	27 (4.01)	11 (1.63)
91	AAP	309 (62.55)	BJP	168 (34.01)	141 (28.54)	INC	11 (2.23)	6 (1.21)
92	AAP	515 (62.73)	BJP	236 (28.75)	279 (33.98)	INC	56 (6.82)	14 (1.71)
93	AAP	238 (50.21)	BJP	171 (36.08)	67 (14.13)	INC	61 (12.87)	4 (0.84)
94	AAP	619 (78.85)	BJP	131 (16.69)	488 (62.16)	INC	33 (4.2)	2 (0.25)
95	AAP	513 (77.73)	BJP	100 (15.15)	413 (62.58)	INC	46 (6.97)	1 (0.15)
96	AAP	386 (59.38)	BJP	238 (36.62)	148 (22.76)	INC	20 (3.08)	6 (0.92)
97	AAP	490 (76.44)	BJP	119 (18.56)	371 (57.88)	INC	19 (2.96)	13 (2.03)
98	AAP	436 (66.36)	BJP	190 (28.92)	246 (37.44)	INC	18 (2.74)	13 (1.98)
99	AAP	240 (75.71)	BJP	49 (15.46)	191 (60.25)	INC	23 (7.26)	5 (1.58)
100	AAP	646 (69.46)	BJP	220 (23.66)	426 (45.8)	INC	44 (4.73)	20 (2.15)
101	AAP	421 (69.47)	BJP	151 (24.92)	270 (44.55)	INC	21 (3.47)	13 (2.15)
102	AAP	607 (69.37)	BJP	231 (26.4)	376 (42.97)	INC	25 (2.86)	12 (1.37)
103	AAP	569 (73.7)	BJP	166 (21.5)	403 (52.2)	INC	14 (1.81)	23 (2.98)
104	AAP	440 (62.95)	BJP	215 (30.76)	225 (32.19)	INC	29 (4.15)	15 (2.15)
105	AAP	424 (66.04)	BJP	182 (28.35)	242 (37.69)	INC	26 (4.05)	10 (1.56)

Contd....

MCD Election Results

Number and Name of Ward (2017)

Number of Ward	Name of Ward	Number of Ward	Name of Ward
083N	Civil Lines		
084N	Chandni Chowk		
085N	Jama Masjid		

Number and Name of Ward (2012)

Number of Ward	Name of Ward	Number of Ward	Name of Ward
77	Kashmere Gate		
78	Majnu ka Tila (W)		
79	Jama Masjid		
80	Chandni Chowk (W)		

MCD Election Results

Ward-wise Winner & Runner-up in Chandni Chowk Assembly Constituency (MCD Election 2017)

MCD Ward Number	Winner Party	Winner Votes (%)	Runner-up Party	Runner-up Votes (%)	Winning Margin Votes (%)
083N	BJP	7763 (33.93)	INC	7331 (32.04)	432 (1.89)
084N	BJP	8774 (46.25)	INC	5245 (27.65)	3529 (18.6)
085N	INC	10419 (60.52)	AAP	4384 (25.46)	6035 (35.06)

MCD Election Results

Summary Result of Ward 083 N (Civil Lines) : MCD Election - 2017

Candidate Name	Party	Votes	Votes%
Ward 083 N : Civil Lines			
Avtar Singh	BJP	7763	33.93
Vikas	INC	7331	32.04
Raju	AAP	6037	26.38
Sanjay	SP	967	4.23
Joginder Kumar	IND	313	1.37
Parvesh Pal	IND	168	0.73
Jyoti Rani	IND	123	0.54
	NOTA	179	0.78

DISCLAIMER

The Terms of Use and Disclaimer of Datanet India Private Limited (hereinafter referred to as "Datanet") for use of this analysis report of **Chandni Chowk Assembly Constituency (Chandni Chowk Vidhan Sabha)** :-

1. **Assembly Factbook™** is a Registered Trade Mark owned by Datanet.
2. All the maps are sketched and graphical representation only and have not been drawn to the scale and also not to represent the actual geographical area or boundary of the unit.
3. The data for the aforesaid analysis is based on authentic sources and has been culled from the various publications of Census, CSO and NSSO for district and block level data, various central and state government departments, Central & State Elections Commissions and the concerned Returning Officers' releases, Electoral Rolls, Election results and allied publications, internal assessment, surveys, estimates and analysis. Therefore, certain adjustment of data at micro level may have been done to arrive closer to the macro data.
4. Data have been provided on an "As Is" and "As AVAILABLE" basis
5. The colours shown in the maps or diagram and charts of a particular party, alliance or AC are indicative and do not represent them.
6. This publication which includes maps, sheets, graphs and data would be the property under copyright of Datanet only. The user may use these for its internal study, analysis and research purposes. It's public display, re-selling or any commercial uses by the user are not allowed.
7. Datanet has taken due care and caution in compilation and processing of data and allied information, but does not guarantee the accuracy, adequacy or completeness of any information/analysis and will be not responsible for any errors or omissions or for the results obtained from the use of such information/analysis.
8. All the contents for the publication have been culled from various authentic sources and Datanet reasonably believes such sources to be reliable, but does not make any representations, express or implied as to the accuracy or fitness of use of such information. The information or contents of the information/analysis do not constitute advice and should not be relied upon in making (or refraining from making) any decision. Any reliance placed upon the information provided by Datanet is the sole responsibility and strictly at the user's risk.
9. In no event will Datanet be liable for any damages (including, without limitation, damages for loss of business projects, or loss of profits) arising in contract, tort or otherwise from the use of or inability to use any of its contents, or from any action taken (or refrained from being taken) as a result of using the analysis or any of its contents. Datanet its directors, owners, editors, officials, employees, distributor and agents or any associate will not be liable for any errors in the information contained or any consequences arising from the use of the contents of the provided information/analysis.
10. If any provision of these terms and conditions is held invalid or illegal or unenforceable for any reason by any court of competent jurisdiction, such provision shall be severed and the remainder of provisions of the terms and conditions shall continue in full force and effect as if the Term of Use had been executed with the invalid, illegal or unenforceable provision eliminated.
11. If there are any discrepancies in the information provided, please bring it to attention of Datanet for suitable rectification measures.

Buy Online This Complete Book At
Datanet India eBooks Store

www.indiastatpublications.com

or go directly at

[http://www.indiastatpublications.com/
Assembly_factbook/Delhi/Chandni_Chowk/ Chandni_Chowk](http://www.indiastatpublications.com/Assembly_factbook/Delhi/Chandni_Chowk/Chandni_Chowk)



i **india**stat**elections**

ISBN : 978-93-5293-406-5



9 789352 934065