



Delhi

# Assembly Factbook™

Matia Mahal Assembly Constituency

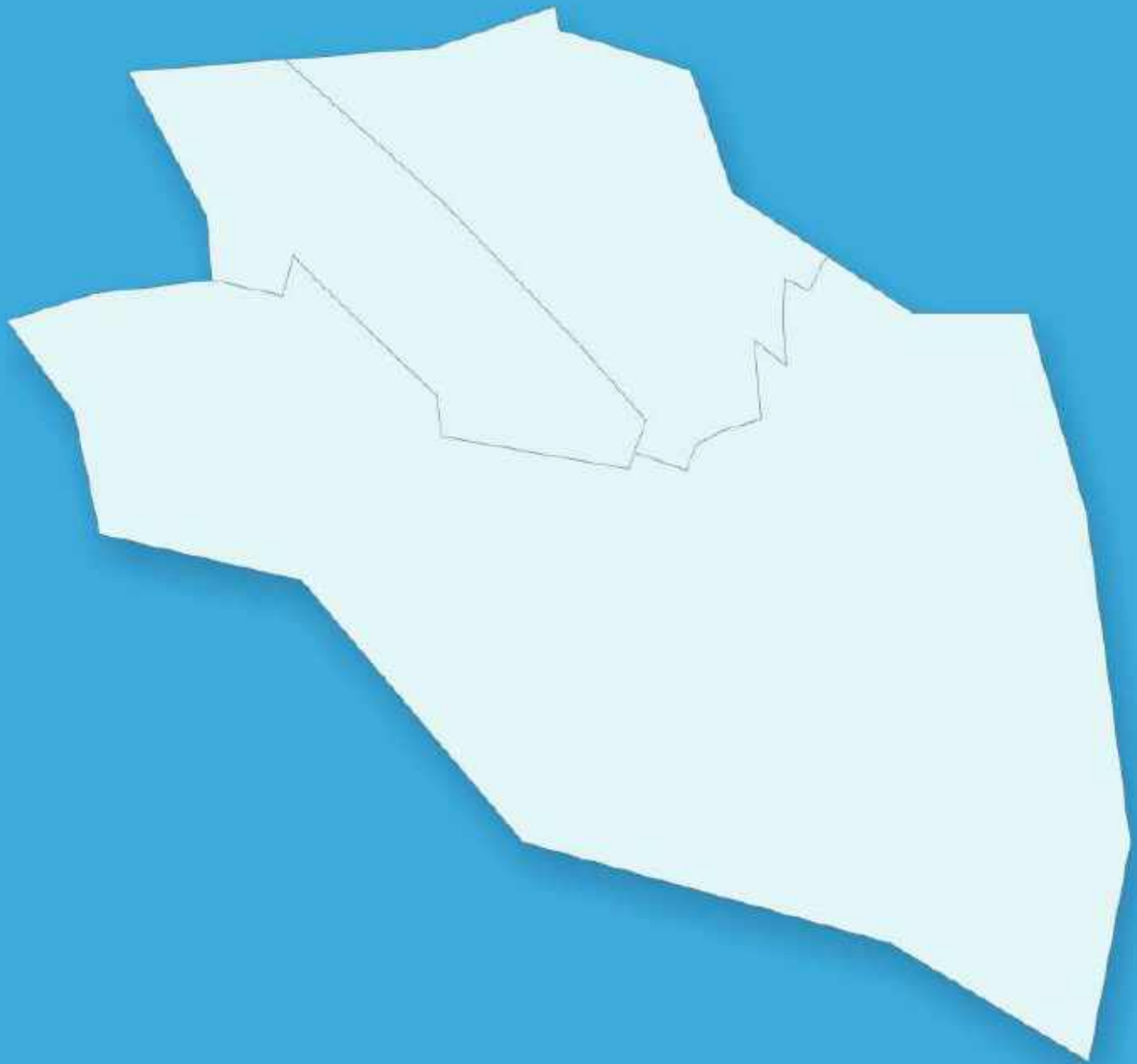


Key Electoral Data of Matia Mahal  
Assembly Constituency (Vidhan Sabha)

Delhi

# Assembly Factbook™

Matia Mahal Assembly Constituency



Matia Mahal Vidhan Sabha

## **Editor & Director**

Dr. R.K. Thukral

## **Research Editor**

Dr. Shafeeq Rahman

## **Compiled, Researched and Published by Datanet India Pvt. Ltd.**

D-100, 1st Floor,

Okhla Industrial Area, Phase-I,  
New Delhi- 110020.

Ph.: 91-11- 43580781-84

Email : support@indiastatpublications.com

Website : www.indiastatelections.com

## **Online Book Store :**

www.indiastatpublications.com

**Report No. :** AFB/DL-21-0125

**ISBN :** 978-93-5293-430-0

**First Edition :** January, 2018

**Eighth Updated Edition :** January, 2025

**Price :** Rs. 11500/-

US\$ 310

**© Datanet India Pvt. Ltd.**

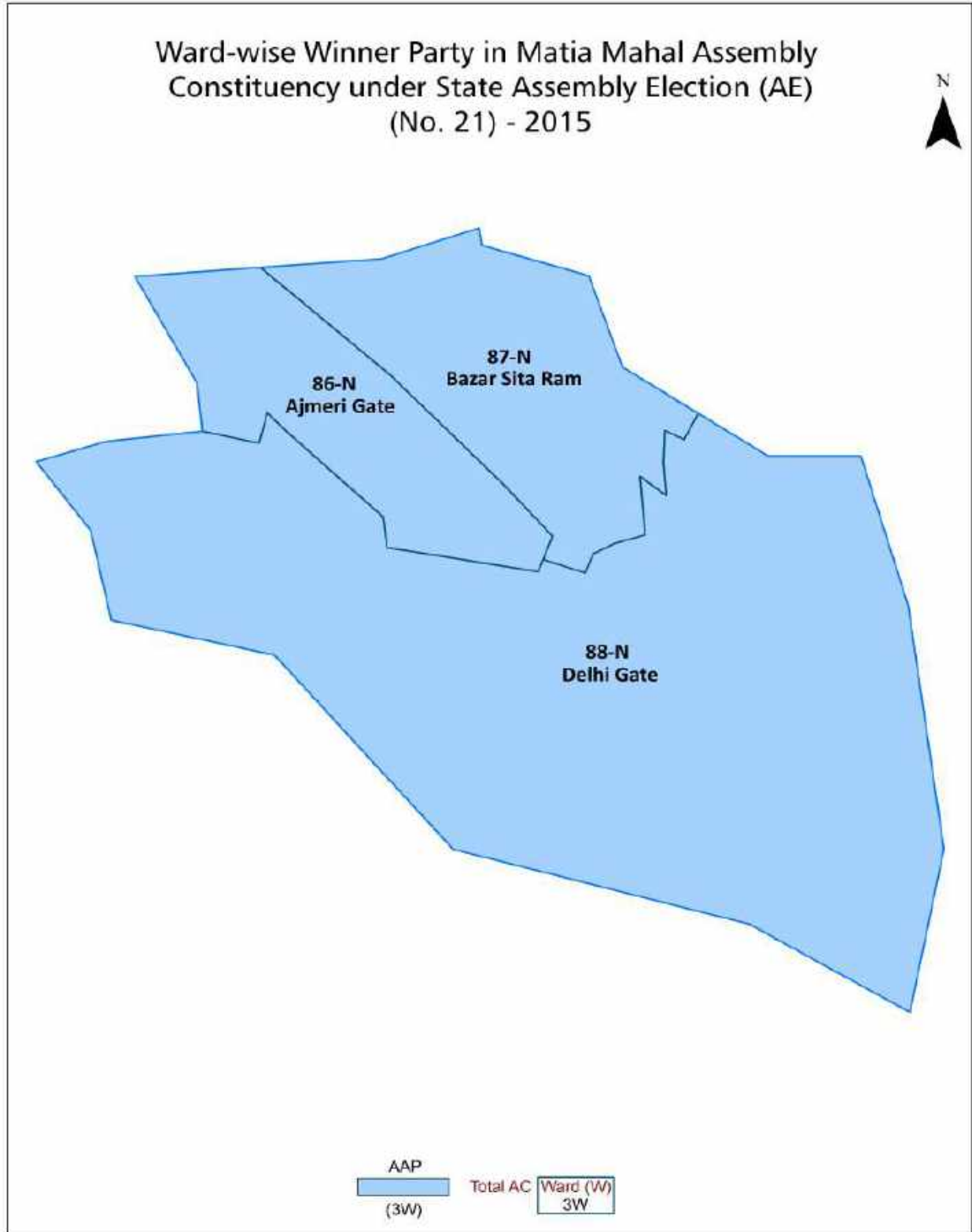
All rights reserved. No part of this book may be reproduced, stored in a retrieval system or transmitted in any form or by any means, mechanical photocopying, photographing, scanning, recording or otherwise without the prior written permission of the publisher. Please refer to Disclaimer at page no. 164 for the use of this publication.

Printed in India

# Contents

No.	Particulars	Page No.
<b>1</b>	<b>Introduction</b> Assembly Constituency at a Glance   Features of Assembly as per Delimitation Commission of India (2008)	<b>1-2</b>
<b>2</b>	<b>Location and Political Maps</b> Location Map   Boundaries of Assembly Constituency in District   Boundaries of Assembly Constituency under Parliamentary Constituency   Ward-wise Winner Parties- 2025, 2024, 2020, 2019, 2015, 2014, 2013, 2009 and 2008	<b>3-11</b>
<b>3</b>	<b>Administrative Setup &amp; Demographics (2011)</b> Ward Name   Ward Number   Population   Population by Ward   Sex Ratio   Religious Population   Social Population	<b>12</b>
<b>4</b>	<b>Electoral Features</b> Important Dates of Last Elections Held   Electors by Gender   Service Electors   Voters   Voters Turnout   Polling Stations & Average Number of Electors per Polling Station   Electors by Age Group   Present Elected Representatives	<b>13-18</b>
<b>5</b>	<b>Historical Summary Election Results</b> Vote Share of Major Parties   Winning Margin (Number & Percentage   Polarity   Summary Result of Assembly Segment of Parliamentary Election 2024, 2019, 2014, 2009, 2004 and 1999   Summary Result of Assembly Elections 2025, 2020, 2015, 2013, 2008, 2003, 1998, 1993, 1983, 1977 and 1972	<b>19-38</b>
<b>6</b>	<b>Polling Station Level Election Results</b> Name and Number of Polling Station 2025, 2024, 2020, 2019, 2015, 2014, 2013, 2009 and 2008   Polling Station-wise Electoral, Voter & Voter Turnout 2025, 2024, 2020, 2019, 2015, 2014, 2013, 2009 and 2008   Polling Station wise Elections Results 2025, 2024, 2020, 2019, 2015, 2014, 2013, 2009 & 2008	<b>39-147</b>
<b>7</b>	<b>MCD Ward Election Result</b> MCD Election 2017 and 2012	<b>148-157</b>
<b>8</b>	<b>Share of Assembly Constituency</b> Share of Assembly Constituency in State and Parliamentary Constituency	<b>158</b>
<b>9</b>	<b>Abbreviation &amp; Sources</b>	<b>161-162</b>
<b>10</b>	<b>Disclaimer</b>	<b>164</b>

Location & Political Map

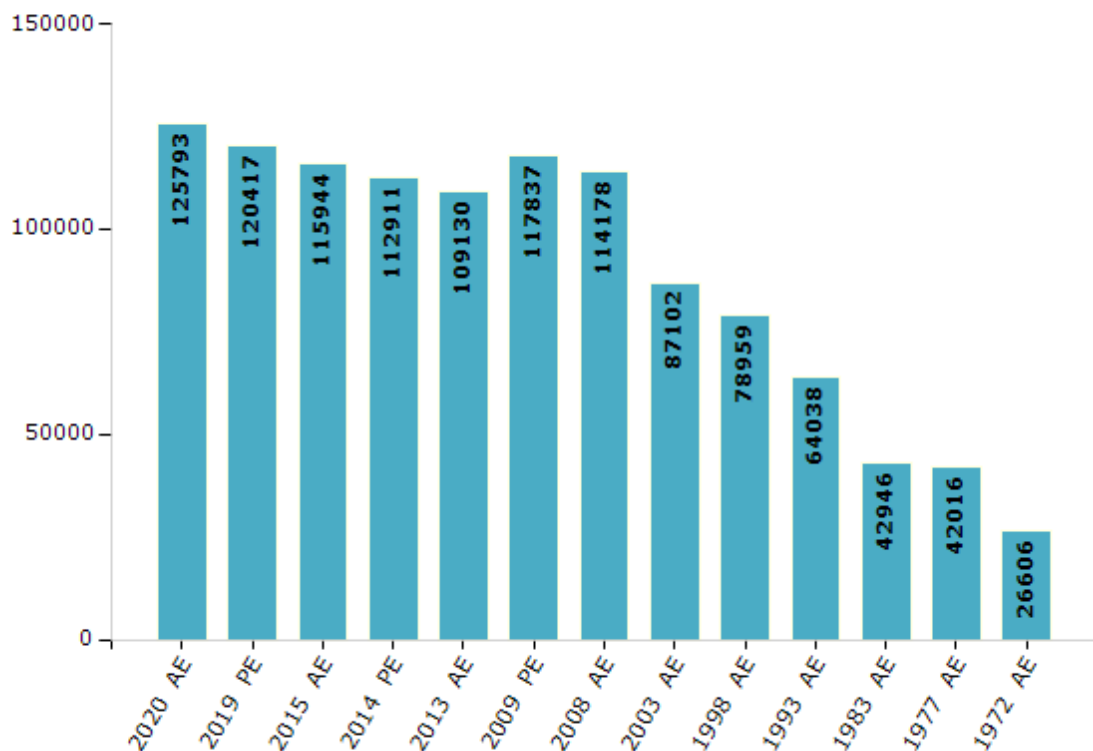


## Electoral Features

### Electors by Male & Female

Year	Male	Female	Others	Total	Year	Male	Female	Others	Total
2020 AE	66049	59718	26	125793	2003 AE	47517	39585	-	87102
2019 PE	63526	56872	19	120417	1999 PE	-	-	-	-
2015 AE	61720	54214	10	115944	1998 AE	43189	35770	-	78959
2014 PE	60139	52763	9	112911	1993 AE	34623	29415	-	64038
2013 AE	58174	50947	9	109130	1983 AE	24458	18488	-	42946
2009 PE	62627	55210	0	117837	1977 AE	23943	18073	-	42016
2008 AE	60674	53504	-	114178	1972 AE	15165	11441	-	26606
2004 PE	-	-	-	-	1952 AE	-	-	-	-

Number of Electors



Note : AE : Assembly Election, PE : Assembly Segment of Parliamentary Election

## Historical Summary Election Results

### Summary Result of Assembly Election - 2013

Candidate Name	Party	Votes	Votes %
Shoaib Iqbal	JD(U)	22732	31.72
Mirza Javed Ali	INC	19841	27.68
Shakeel Anjum	AAP	18668	26.05
Nizamuddin	BJP	6061	8.46
Umar Faruq	IND	1668	2.33
Abdul Aziz Shah	BSP	972	1.36
Rafiullah	IND	284	0.4
Mohammad Ahmed Saifi	IND	279	0.39
Rajiv Singhal	PHRC	144	0.2
Gulfam	BJDI	122	0.17
Mohd. Suhail	IND	111	0.15
Rohit Kumar Gupta	BPC	109	0.15
Satish	NADP	85	0.12
Amar Nath	IND	57	0.08
Manoj Saxsena	LJP	55	0.08
Raghu Vansh Verma	HND	55	0.08
Bashiruddin	IND	54	0.08
Satish Kumar Dhawan	IND	40	0.06
Moazam Khan	RPI(A)	37	0.05
	NOTA	296	0.41

## Polling Station Level Election Results

### Number and Name of Polling Stations (PS) (2020)

Number of Polling Stations	Name of Polling Stations	Number of Polling Stations	Name of Polling Stations
1	Anglo Arabic Sr.Sec. School Ajmeri Gate Delhi	22	North Dmc Primary (Co-Ed) School 8/850 Kucha Pati Ram, Gali Ber Wali, Delhi-110006
2	Ndmc Primary School (Urdu Medium) Lambi Gali Kucha Pandit, Lal Kuan, Delhi	23	Bhartiya Bal Sadan Opposite Panchayati Dharamshala Bazar Sita Ram, Delhi
3	Ndmc Primary School (Urdu Medium) Lambi Gali Kucha Pandit, Lal Kuan, Delhi	24	North Dmc Primary (Co-Ed) School 8/850 Kucha Pati Ram, Gali Ber Wali, Delhi-110006
4	Ndmc Primary School (Urdu Medium) Lambi Gali Kucha Pandit, Lal Kuan, Delhi	25	Sarvodaya Kanya Vidhalaya No.1 Zeenat Mahal Kamla Market New Delhi
5	Anglo Arabic Sr.Sec. School Ajmeri Gate Delhi	26	Sarvodaya Kanya Vidhalaya No.1 Zeenat Mahal Kamla Market New Delhi
6	Anglo Arabic Sr.Sec. School Ajmeri Gate Delhi	27	Seth Meena Mal Sumani Pustakalay-1314 Sita Ram Bazar Delhi
7	Anglo Arabic Sr.Sec. School Ajmeri Gate Delhi	28	Bhagirathi Devi Girls Secondary School Gali Arya Samaj Sita Ram Bazar Delhi
8	Govt. Girls Middle School (Urdu Medium) Lambi Gali Kucha Pandit Lal Kaun Delhi	29	Bhagirathi Devi Girls Secondary School Gali Arya Samaj Sita Ram Bazar Delhi
9	Govt. Boys Middle School (Urdu Medium) Gali Bansi Koyle Wali Ajmeri Gate Delhi	30	North Dmc Pry (Co-Ed) School Angoori Khirki, Himmat Garh Delhi-110006
10	Govt. Boys Middle School (Urdu Medium) Gali Bansi Koyle Wali Ajmeri Gate Delhi	31	North Dmc Pry (Co-Ed) School Angoori Khirki, Himmat Garh Delhi-110006
11	Municipal Corporation Co-Edu School Gali Bansi Koyle Wali Ajmeri Gate Delhi	32	Sarvodaya Kanya Vidhalaya No.1 Zeenat Mahal Kamla Market New Delhi
12	Govt. Girls Middle School (Urdu Medium) Lambi Gali Kucha Pandit Lal Kaun Delhi	33	Prabha Vidya Mandir 1113, Kucha Harjas Mal Bazar Sita Ram Delhi
13	Govt. Girls Middle School (Urdu Medium) Lambi Gali Kucha Pandit Lal Kaun Delhi	34	Shri Guru Ravi Dass Community Centre Katra Gokul Shah, Sita Ram Bazar Delhi
14	Ndmc Primary School (Co-Ed) School, Kucha Pandit Lal Kuan, Delhi	35	Shri Guru Ravi Dass Community Centre Katra Gokul Shah, Sita Ram Bazar Delhi
15	Ndmc Primary School (Co-Ed) School, Kucha Pandit Lal Kuan, Delhi	36	Sarvodaya Kanya Vidhalaya No.1 Zeenat Mahal Kamla Market New Delhi
16	Ndmc Primary School (Co-Ed) School, Kucha Pandit Lal Kuan, Delhi	37	Guru Nanak Girls Middle School, 2220 Kucha Kali Masjid (Shanker Gali) Bazar Sita Ram Delhi-110006
17	Atma Ram Sanatan Dharam Sr.Sec.School 8/775,Kundewalan Ajmeri Gate Delhi	38	Office Of Malaria Inspector Ward No. 86 (N). Fasil Road, Ajmeri Gate
18	Municipal Corporation Primary Co-Edu School Gali Bandook Wali Ajmeri Gate Delhi	39	Office Of Malaria Inspector Ward No. 86 (N). Fasil Road, Ajmeri Gate
19	Ramjas Secondary School 8/408, Gali Sadhu Mal Bazar Sita Ram Delhi	40	Guru Nanak Girls Middle School, 2220 Kucha Kali Masjid (Shanker Gali) Bazar Sita Ram Delhi-110006
20	Atma Ram Sanatan Dharam Sr.Sec.School 8/775,Kundewalan Ajmeri Gate Delhi	41	Sarvodaya Kanya Vidhalaya No.1 Zeenat Mahal Kamla Market New Delhi
21	Atma Ram Sanatan Dharam Sr.Sec.School 8/775,Kundewalan Ajmeri Gate Delhi	42	Sarvodaya Kanya Vidhalaya No.1 Zeenat Mahal Kamla Market New Delhi

Contd....



## Polling Station Level Election Results

### Polling Station-wise Votes Secured by Overall Top Five Parties in Matia Mahal Assembly in Assembly Election (AE) under Chandni Chowk Parliamentary Constituency in Delhi (2020)

Number of Polling Station	Winner - Shoaib Iqbal (AAP)	Runner-up - Ravinder Gupta (BJP)	3rd - Mirza Javed Ali (INC)	4th - Tej Ram (BSP)	5th - Israr Ahmed (RPPRINAT)	NOTA	Other	Total Votes Secured
36	455	134	20	2	1	0	0	612
37	301	197	42	3	0	0	3	546
38	323	208	60	3	0	1	1	596
39	221	244	25	6	0	0	4	500
40	389	202	52	1	0	1	2	647
41	947	7	36	2	4	1	2	999
42	786	2	26	0	5	0	1	820
43	99	242	19	1	1	4	0	366
44	829	98	27	0	5	6	4	969
45	584	57	30	5	1	1	0	678
46	448	58	24	0	4	1	1	536
47	764	9	40	1	0	1	1	816
48	472	142	16	0	1	3	1	635
49	454	137	13	0	4	1	0	609
50	828	13	32	0	0	1	4	878
51	812	4	24	1	1	1	0	843
52	173	347	25	0	0	2	0	547
53	146	358	20	0	0	1	0	525
54	181	473	14	1	1	5	2	677
55	120	329	29	2	1	1	2	484
56	99	285	57	1	0	3	0	445
57	415	270	22	2	1	0	4	714
58	376	166	27	0	1	2	3	575
59	99	312	9	1	1	3	1	426
60	305	306	14	1	2	0	1	629
61	592	57	16	1	0	1	4	671
62	626	13	19	0	0	1	0	659
63	796	79	21	0	2	1	1	900
64	568	13	20	0	2	0	1	604
65	788	3	27	2	1	1	3	825
66	782	21	11	0	2	1	1	818
67	675	1	28	1	2	0	3	710
68	655	6	33	1	0	0	2	697
69	725	2	22	0	2	0	4	755
70	475	0	11	0	0	0	2	488

Contd....

## Polling Station Level Election Results

**Winner, Runner-up and 3rd Party Position & Winning Margin According to Polling Stations in Matia Mahal Assembly in Assembly Election (AE) under Chandni Chowk Parliamentary Constituency in Delhi (2020)**

Polling Station Number	Winner Party	Winner Votes (%)	Runner-up Party	Runner-up Votes (%)	Winning Margin Votes (%)	Third Party	Third Party Votes (%)	Other Votes (%)
71	AAP	638 (94.1)	INC	28 (4.13)	610 (89.97)	RPPRINAT	4 (0.59)	8 (1.18)
72	AAP	568 (95.62)	INC	22 (3.7)	546 (91.92)	BJP	2 (0.34)	2 (0.34)
73	AAP	487 (96.06)	INC	16 (3.16)	471 (92.9)	RTPP	2 (0.39)	2 (0.39)
74	AAP	895 (94.91)	INC	30 (3.18)	865 (91.73)	RTPP	4 (0.42)	14 (1.48)
75	AAP	717 (96.37)	INC	22 (2.96)	695 (93.41)	BJP	2 (0.27)	3 (0.4)
76	AAP	720 (98.5)	INC	5 (0.68)	715 (97.82)	BJP	3 (0.41)	3 (0.41)
77	AAP	727 (97.19)	INC	13 (1.74)	714 (95.45)	BJP	2 (0.27)	6 (0.8)
78	AAP	761 (91.58)	INC	31 (3.73)	730 (87.85)	BJP	30 (3.61)	9 (1.08)
79	AAP	566 (92.33)	INC	26 (4.24)	540 (88.09)	BJP	11 (1.79)	10 (1.63)
80	AAP	517 (68.66)	BJP	216 (28.69)	301 (39.97)	INC	15 (1.99)	5 (0.66)
81	AAP	895 (94.91)	BJP	31 (3.29)	864 (91.62)	INC	11 (1.17)	6 (0.64)
82	AAP	796 (92.13)	BJP	40 (4.63)	756 (87.5)	INC	19 (2.2)	9 (1.04)
83	AAP	765 (93.87)	INC	29 (3.56)	736 (90.31)	BJP	18 (2.21)	3 (0.37)
84	AAP	848 (93.6)	BJP	41 (4.53)	807 (89.07)	INC	13 (1.43)	4 (0.44)
85	AAP	518 (95.93)	BJP	14 (2.59)	504 (93.34)	INC	6 (1.11)	2 (0.37)
86	AAP	633 (88.28)	BJP	54 (7.53)	579 (80.75)	INC	25 (3.49)	5 (0.7)
87	AAP	749 (92.7)	BJP	38 (4.7)	711 (88)	INC	17 (2.1)	4 (0.5)
88	AAP	562 (83.01)	BJP	98 (14.48)	464 (68.53)	INC	14 (2.07)	3 (0.44)
89	AAP	619 (89.84)	BJP	37 (5.37)	582 (84.47)	INC	23 (3.34)	10 (1.45)
90	AAP	642 (97.87)	INC	7 (1.07)	635 (96.8)	BJP	3 (0.46)	4 (0.61)
91	AAP	565 (93.39)	BJP	26 (4.3)	539 (89.09)	INC	4 (0.66)	10 (1.65)
92	AAP	707 (95.03)	INC	25 (3.36)	682 (91.67)	BJP	9 (1.21)	3 (0.4)
93	AAP	861 (97.29)	BJP	12 (1.36)	849 (95.93)	INC	7 (0.79)	5 (0.56)
94	AAP	737 (98.27)	INC	6 (0.8)	731 (97.47)	RPPRINAT	3 (0.4)	4 (0.53)
95	AAP	915 (96.32)	INC	27 (2.84)	888 (93.48)	BSP	4 (0.42)	4 (0.42)
96	AAP	770 (96.37)	INC	21 (2.63)	749 (93.74)	RPPRINAT	4 (0.5)	4 (0.5)
97	AAP	741 (97.24)	BJP	12 (1.57)	729 (95.67)	INC	6 (0.79)	3 (0.39)
98	AAP	794 (83.58)	BJP	123 (12.95)	671 (70.63)	INC	20 (2.11)	13 (1.37)
99	AAP	829 (94.1)	INC	24 (2.72)	805 (91.38)	BJP	23 (2.61)	5 (0.57)
100	AAP	753 (74.7)	BJP	213 (21.13)	540 (53.57)	INC	29 (2.88)	13 (1.29)
101	AAP	963 (96.69)	INC	27 (2.71)	936 (93.98)	BJP	4 (0.4)	2 (0.2)
102	AAP	867 (97.42)	INC	17 (1.91)	850 (95.51)	BJP	4 (0.45)	2 (0.22)
103	AAP	846 (96.58)	INC	18 (2.05)	828 (94.53)	BJP	6 (0.68)	6 (0.68)
104	AAP	715 (83.24)	BJP	124 (14.44)	591 (68.8)	INC	11 (1.28)	9 (1.05)
105	BJP	234 (47.95)	AAP	229 (46.93)	5 (1.02)	INC	20 (4.1)	5 (1.02)

Contd....

## MCD Election Results

### Number and Name of Ward (2017)

Number of Ward	Name of Ward	Number of Ward	Name of Ward
086N	Ajmeri Gate		
087N	Bazar Sita Ram		
088N	Delhi Gate		

### Number and Name of Ward (2012)

Number of Ward	Name of Ward	Number of Ward	Name of Ward
81	Minto Road		
82	Kucha Pandit (SC)		
83	Bazar Sita Ram (W)		
84	Turkman Gate		

## MCD Election Results

### Ward-wise Winner & Runner-up in Matia Mahal Assembly Constituency (MCD Election 2017)

MCD Ward Number	Winner Party	Winner Votes (%)	Runner-up Party	Runner-up Votes (%)	Winning Margin Votes (%)
086N	AAP	8379 (35.08)	INC	6427 (26.9)	1952 (8.18)
087N	INC	8304 (39.34)	AAP	8045 (38.12)	259 (1.22)
088N	INC	10844 (51.76)	AAP	3325 (15.87)	7519 (35.89)

## MCD Election Results

### Summary Result of Ward 086 N (Ajmeri Gate) : MCD Election - 2017

Candidate Name	Party	Votes	Votes%
<b>Ward 086 N : Ajmeri Gate</b>			
Rakesh Kumar	AAP	8379	35.08
Abhay Singh Yadav	INC	6427	26.9
Satish Gupta	BJP	5146	21.54
Noor Mohd	JD(U)	1791	7.5
Amir Khan	BSP	1357	5.68
Nadeem Khan	IND	486	2.03
Mohd Khaleel	IND	45	0.19
Soni	IND	45	0.19
Brijesh Kumar	IND	33	0.14
Chaman Prakash Sunil	IND	26	0.11
Shankar Sharma	IND	22	0.09
	NOTA	131	0.55

## DISCLAIMER

The Terms of Use and Disclaimer of Datanet India Private Limited (hereinafter referred to as "Datanet") for use of this analysis report of **Matia Mahal Assembly Constituency (Matia Mahal Vidhan Sabha)** :-

1. **Assembly Factbook™** is a Registered Trade Mark owned by Datanet.
2. All the maps are sketched and graphical representation only and have not been drawn to the scale and also not to represent the actual geographical area or boundary of the unit.
3. The data for the aforesaid analysis is based on authentic sources and has been culled from the various publications of Census, CSO and NSSO for district and block level data, various central and state government departments, Central & State Elections Commissions and the concerned Returning Officers' releases, Electoral Rolls, Election results and allied publications, internal assessment, surveys, estimates and analysis. Therefore, certain adjustment of data at micro level may have been done to arrive closer to the macro data.
4. Data have been provided on an "As Is" and "As AVAILABLE" basis
5. The colours shown in the maps or diagram and charts of a particular party, alliance or AC are indicative and do not represent them.
6. This publication which includes maps, sheets, graphs and data would be the property under copyright of Datanet only. The user may use these for its internal study, analysis and research purposes. It's public display, re-selling or any commercial uses by the user are not allowed.
7. Datanet has taken due care and caution in compilation and processing of data and allied information, but does not guarantee the accuracy, adequacy or completeness of any information/analysis and will be not responsible for any errors or omissions or for the results obtained from the use of such information/analysis.
8. All the contents for the publication have been culled from various authentic sources and Datanet reasonably believes such sources to be reliable, but does not make any representations, express or implied as to the accuracy or fitness of use of such information. The information or contents of the information/analysis do not constitute advice and should not be relied upon in making (or refraining from making) any decision. Any reliance placed upon the information provided by Datanet is the sole responsibility and strictly at the user's risk.
9. In no event will Datanet be liable for any damages (including, without limitation, damages for loss of business projects, or loss of profits) arising in contract, tort or otherwise from the use of or inability to use any of its contents, or from any action taken (or refrained from being taken) as a result of using the analysis or any of its contents. Datanet its directors, owners, editors, officials, employees, distributor and agents or any associate will not be liable for any errors in the information contained or any consequences arising from the use of the contents of the provided information/analysis.
10. If any provision of these terms and conditions is held invalid or illegal or unenforceable for any reason by any court of competent jurisdiction, such provision shall be severed and the remainder of provisions of the terms and conditions shall continue in full force and effect as if the Term of Use had been executed with the invalid, illegal or unenforceable provision eliminated.
11. If there are any discrepancies in the information provided, please bring it to attention of Datanet for suitable rectification measures.

**Buy Online This Complete Book At  
Datanet India eBooks Store**

[www.indiastatpublications.com](http://www.indiastatpublications.com)

or go directly at

[http://www.indiastatpublications.com/  
Assembly\\_factbook/Delhi/Chandni\\_Chowk/Matia\\_Mahal](http://www.indiastatpublications.com/Assembly_factbook/Delhi/Chandni_Chowk/Matia_Mahal)



**i** **india**stat**elections**

ISBN : 978-93-5293-430-0



9 789352 934300