



Delhi

Assembly Factbook™

Model Town Assembly Constituency



Key Electoral Data of Model Town
Assembly Constituency (Vidhan Sabha)

Delhi

Assembly Factbook™

Model Town Assembly Constituency



Model Town Vidhan Sabha

Editor & Director

Dr. R.K. Thukral

Research Editor

Dr. Shafeeq Rahman

Compiled, Researched and Published by Datanet India Pvt. Ltd.

D-100, 1st Floor,

Okhla Industrial Area, Phase-I,
New Delhi- 110020.

Ph.: 91-11- 43580781-84

Email : support@indiastatpublications.com

Website : www.indiastatelections.com

Online Book Store :

www.indiastatpublications.com

Report No. : AFB/DL-18-0125

ISBN : 978-93-5293-433-1

First Edition : January, 2018

Eighth Updated Edition : January, 2025

Price : Rs. 11500/-

US\$ 310

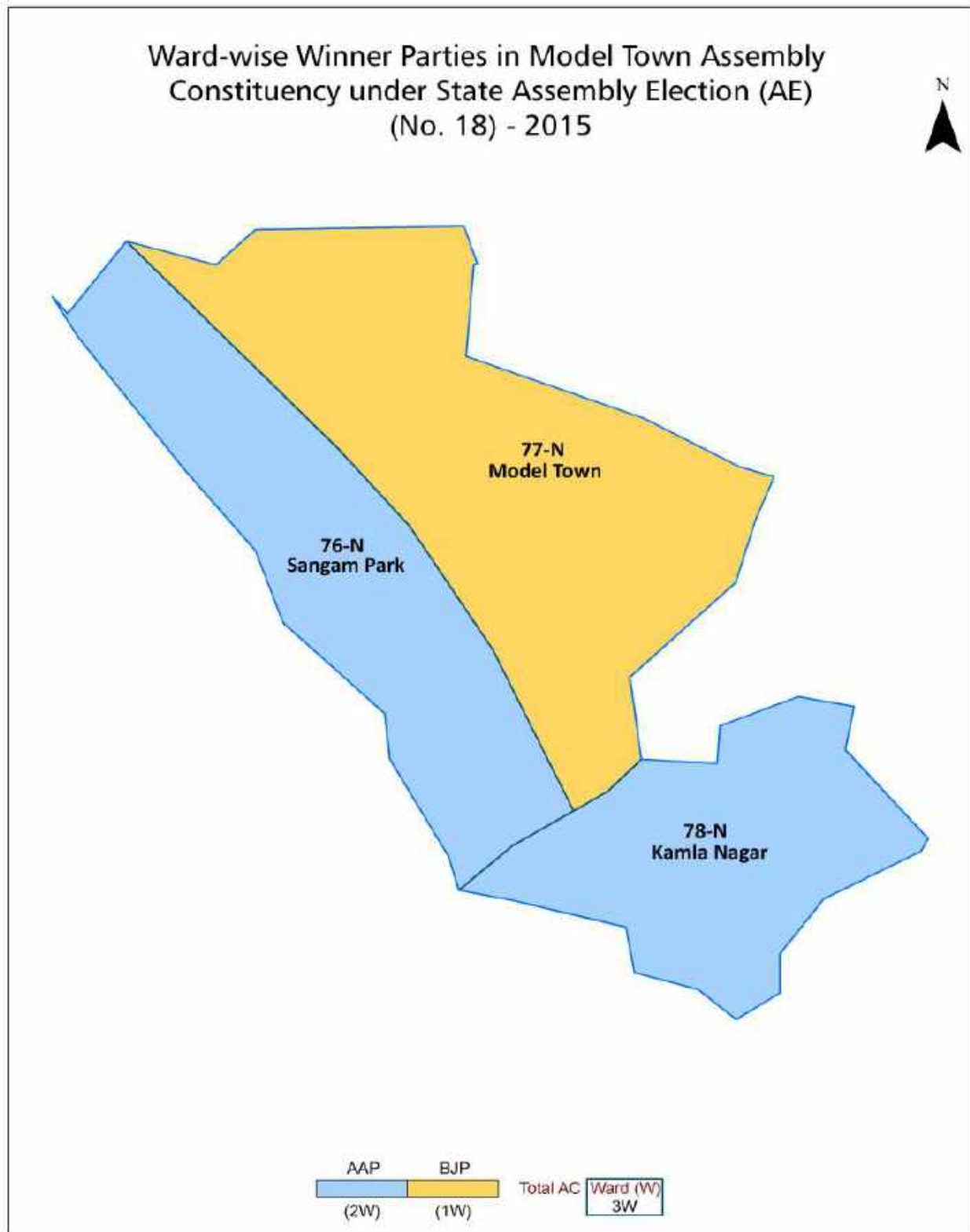
© Datanet India Pvt. Ltd.

All rights reserved. No part of this book may be reproduced, stored in a retrieval system or transmitted in any form or by any means, mechanical photocopying, photographing, scanning, recording or otherwise without the prior written permission of the publisher. Please refer to Disclaimer at page no. 173 for the use of this publication.

Printed in India

No.	Particulars	Page No.
1	Introduction Assembly Constituency at a Glance Features of Assembly as per Delimitation Commission of India (2008)	1-2
2	Location and Political Maps Location Map Boundaries of Assembly Constituency in District Boundaries of Assembly Constituency under Parliamentary Constituency Ward-wise Winner Parties- 2025, 2024, 2020, 2019, 2015, 2014, 2013, 2009 and 2008	3-11
3	Administrative Setup & Demographics (2011) Ward Name Ward Number Population Population by Ward Sex Ratio Religious Population Social Population	12
4	Electoral Features Important Dates of Last Elections Held Electors by Gender Service Electors Voters Voters Turnout Polling Stations & Average Number of Electors per Polling Station Electors by Age Group Present Elected Representatives	13-18
5	Historical Summary Election Results Vote Share of Major Parties Winning Margin (Number & Percentage Polarity Summary Result of Assembly Segment of Parliamentary Election 2024, 2019, 2014, 2009, 2004 and 1999 Summary Result of Assembly Elections 2025, 2020, 2015, 2013, 2008, 2003, 1998, 1993, 1983 and 1977	19-37
6	Polling Station Level Election Results Name and Number of Polling Station 2025, 2024, 2020, 2019, 2015, 2014, 2013, 2009 and 2008 Polling Station-wise Electoral, Voter & Voter Turnout 2025, 2024, 2020, 2019, 2015, 2014, 2013, 2009 and 2008 Polling Station wise Elections Results 2025, 2024, 2020, 2019, 2015, 2014, 2013, 2009 & 2008	38-156
7	MCD Ward Election Result MCD Election 2017 and 2012	157-166
8	Share of Assembly Constituency Share of Assembly Constituency in State and Parliamentary Constituency	167
9	Abbreviation & Sources	170-171
10	Disclaimer	173

Location & Political Map

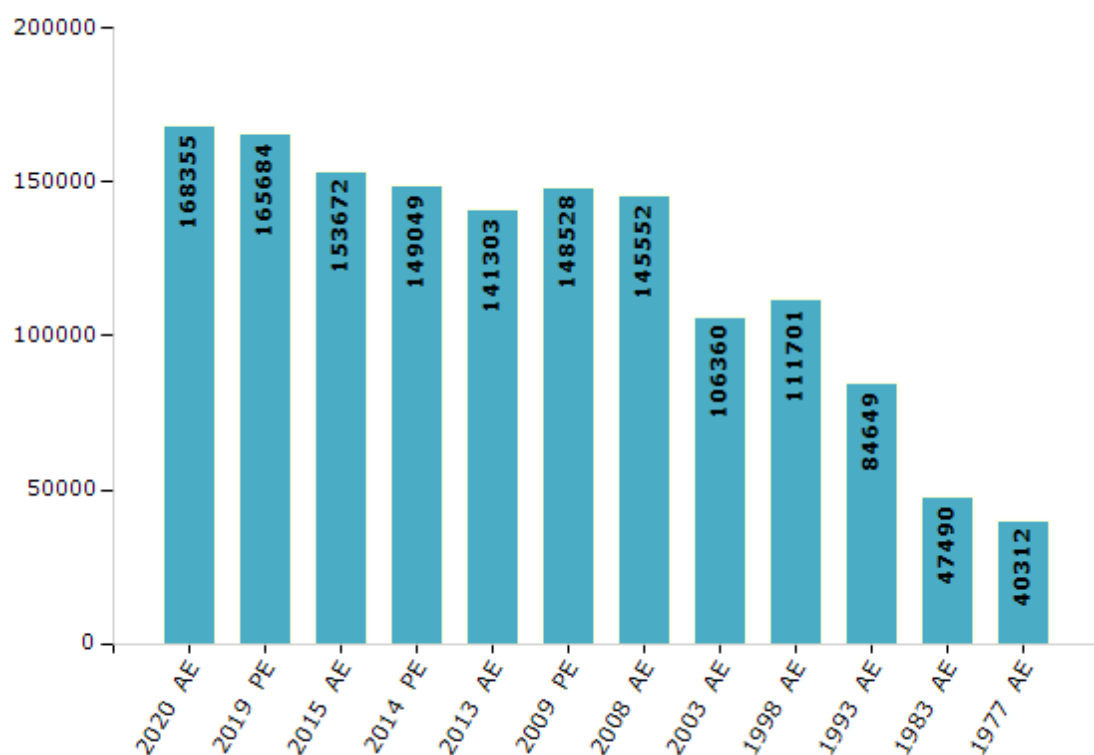


Electoral Features

Electors by Male & Female

Year	Male	Female	Others	Total	Year	Male	Female	Others	Total
2020 AE	93051	75303	1	168355	2003 AE	60374	45986	-	106360
2019 PE	91656	74026	2	165684	1999 PE	-	-	-	-
2015 AE	85192	68477	3	153672	1998 AE	64153	47548	-	111701
2014 PE	82473	66573	3	149049	1993 AE	44993	39656	-	84649
2013 AE	78040	63262	1	141303	1983 AE	26648	20842	-	47490
2009 PE	83466	65062	0	148528	1977 AE	22190	18122	-	40312
2008 AE	81559	63993	-	145552	1972 AE	-	-	-	-
2004 PE	-	-	-	-	1952 AE	-	-	-	-

Number of Electors

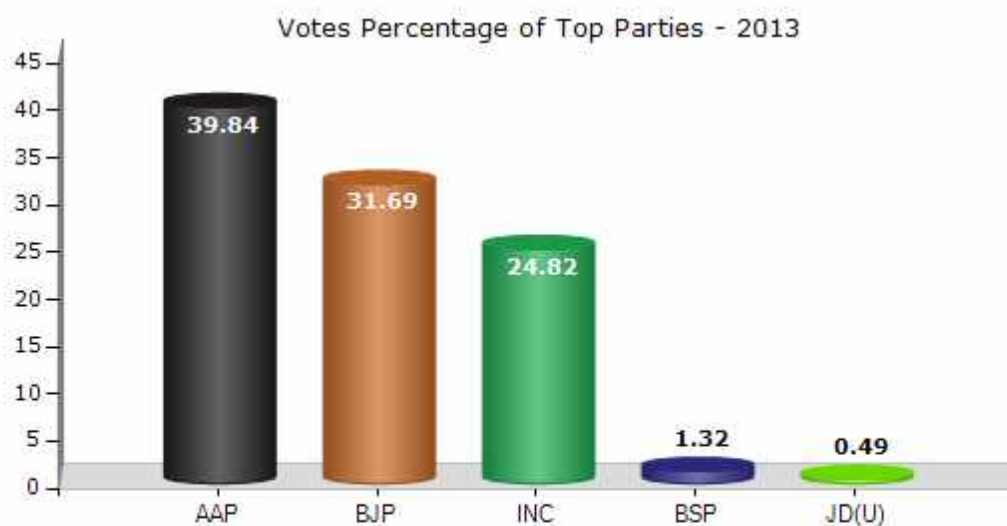


Note : AE : Assembly Election, PE : Assembly Segment of Parliamentary Election

Historical Summary Election Results

Summary Result of Assembly Election - 2013

Candidate Name	Party	Votes	Votes %
Akhilesh Pati Tripathi	AAP	38492	39.84
Ashok Goel	BJP	30617	31.69
Kanwar Karan Singh	INC	23983	24.82
Chander Pal	BSP	1279	1.32
Alihadi	JD(U)	473	0.49
Harish Arora	IND	314	0.33
Ram Prakash	IND	309	0.32
Meena Begum	PECP	176	0.18
Lalit Kumar	IND	92	0.1
Raju Prasad	IND	82	0.08
Devi Dass Sharma	IND	52	0.05
	NOTA	741	0.77



Polling Station Level Election Results

Number and Name of Polling Stations (PS) (2020)

Number of Polling Stations	Name of Polling Stations	Number of Polling Stations	Name of Polling Stations
1	Govt. Co. Edu. Middle School Desu Colony Tripolia R.P. Bagh	22	Nigam Pratibha Vidyalaya, Sangam Park
2	Govt. Co. Edu. Middle School Desu Colony Tripolia R.P. Bagh	23	Govt. Sarvodaya Kanya Vidyalaya, Rana Partap Bagh
3	Govt. Co. Edu. Middle School Desu Colony Tripolia R.P. Bagh	24	Govt. Sarvodaya Kanya Vidyalaya, Rana Partap Bagh
4	Govt. Co. Edu. Middle School Desu Colony Tripolia R.P. Bagh	25	Govt. Sarvodaya Kanya Vidyalaya, Rana Partap Bagh
5	North Delhi M.C. Primary Co-Ed School, R P Bagh	26	Aryabhattach Institute Of Technology, G.T. Karnal Road, Near Shakti Nagar Telephone Exchange
6	North Delhi M.C. Primary Co-Ed School, R P Bagh	27	Aryabhattach Institute Of Technology, G.T. Karnal Road, Near Shakti Nagar Telephone Exchange
7	North Delhi M.C. Primary Co-Ed School, R P Bagh	28	Aryabhattach Institute Of Technology, G.T. Karnal Road, Near Shakti Nagar Telephone Exchange
8	North Delhi M.C. Primary Co-Ed School, R P Bagh	29	Aryabhattach Institute Of Technology, G.T. Karnal Road, Near Shakti Nagar Telephone Exchange
9	North Delhi M.C. Primary Co-Ed School, R P Bagh	30	Aryabhattach Institute Of Technology, G.T. Karnal Road, Near Shakti Nagar Telephone Exchange
10	North Delhi M.C. Primary Co-Ed School, R P Bagh	31	Aryabhattach Institute Of Technology, G.T. Karnal Road, Near Shakti Nagar Telephone Exchange
11	Nigam Pratibha Vidyalaya, Sangam Park	32	Aryabhattach Institute Of Technology, G.T. Karnal Road, Near Shakti Nagar Telephone Exchange
12	Govt. Sarvodaya Kanya Vidyalaya, Rana Partap Bagh	33	Aryabhattach Institute Of Technology, G.T. Karnal Road, Near Shakti Nagar Telephone Exchange
13	Govt. Sarvodaya Kanya Vidyalaya, Rana Partap Bagh	34	Aryabhattach Institute Of Technology, G.T. Karnal Road, Near Shakti Nagar Telephone Exchange
14	Govt. Sarvodaya Kanya Vidyalaya, Rana Partap Bagh	35	Aryabhattach Institute Of Technology, G.T. Karnal Road, Near Shakti Nagar Telephone Exchange
15	Govt. Sarvodaya Kanya Vidyalaya, Rana Partap Bagh	36	Aryabhattach Institute Of Technology, G.T. Karnal Road, Near Shakti Nagar Telephone Exchange
16	Govt. Sarvodaya Kanya Vidyalaya, Rana Partap Bagh	37	Aryabhattach Institute Of Technology, G.T. Karnal Road, Near Shakti Nagar Telephone Exchange
17	Nigam Pratibha Vidyalaya, Sangam Park	38	Aryabhattach Institute Of Technology, G.T. Karnal Road, Near Shakti Nagar Telephone Exchange
18	Nigam Pratibha Vidyalaya, Sangam Park	39	Aryabhattach Institute Of Technology, G.T. Karnal Road, Near Shakti Nagar Telephone Exchange
19	Nigam Pratibha Vidyalaya, Sangam Park	40	Aryabhattach Institute Of Technology, G.T. Karnal Road, Near Shakti Nagar Telephone Exchange
20	Nigam Pratibha Vidyalaya, Sangam Park	41	Aryabhattach Institute Of Technology, G.T. Karnal Road, Near Shakti Nagar Telephone Exchange
21	Nigam Pratibha Vidyalaya, Sangam Park	42	North Delhi M.C. Primary School, Lal Bagh-I & II(Old)

Contd....

Polling Station Level Election Results

Polling Station-wise Votes Secured by Overall Top Five Parties in Model Town Assembly in Assembly Election (AE) under Chandni Chowk Parliamentary Constituency in Delhi (2020)

Number of Polling Station	Winner - Akhilesh Pati Tripathi (AAP)	Runner-up - Kapil Mishra (BJP)	3rd - Akanksha Ola (INC)	4th - Parmod Kumar Sahani (BSP)	5th - Rajesh Kumar Tiwari (PHRC)	NOTA	Other	Total Votes Secured
36	554	210	20	8	2	6	3	803
37	519	211	45	13	5	5	3	801
38	380	158	18	21	2	4	3	586
39	498	235	18	4	3	10	1	769
40	127	53	3	1	1	2	1	188
41	400	117	7	11	1	2	2	540
42	341	119	8	28	3	2	1	502
43	447	135	8	18	5	9	3	625
44	277	83	12	7	1	4	1	385
45	229	91	9	9	2	4	0	344
46	365	251	7	4	0	7	0	634
47	367	155	30	17	2	7	0	578
48	347	194	24	13	5	7	2	592
49	438	213	24	11	1	8	3	698
50	322	165	10	13	2	3	3	518
51	410	200	12	12	2	10	3	649
52	294	111	12	11	1	5	2	436
53	265	162	10	7	2	2	0	448
54	429	225	14	21	2	8	4	703
55	405	184	16	22	3	10	1	641
56	331	151	26	6	4	7	9	534
57	689	152	38	2	1	4	1	887
58	421	287	102	0	0	2	2	814
59	334	144	45	0	1	2	3	529
60	224	165	26	1	3	1	8	428
61	243	216	43	2	4	7	2	517
62	247	158	98	1	3	4	5	516
63	198	184	21	1	2	2	12	420
64	279	288	39	3	6	4	22	641
65	401	258	38	0	1	5	9	712
66	354	226	32	5	3	7	11	638
67	339	257	54	3	3	6	6	668
68	237	265	20	0	2	1	1	526
69	197	159	18	0	0	2	2	378
70	282	395	24	0	0	3	1	705

Contd....

Polling Station Level Election Results

Winner, Runner-up and 3rd Party Position & Winning Margin According to Polling Stations in Model Town Assembly in Assembly Election (AE) under Chandni Chowk Parliamentary Constituency in Delhi (2020)

Polling Station Number	Winner Party	Winner Votes (%)	Runner-up Party	Runner-up Votes (%)	Winning Margin Votes (%)	Third Party	Third Party Votes (%)	Other Votes (%)
71	AAP	309 (56.49)	BJP	193 (35.28)	116 (21.21)	INC	21 (3.84)	24 (4.39)
72	AAP	453 (68.22)	BJP	156 (23.49)	297 (44.73)	INC	18 (2.71)	37 (5.57)
73	BJP	201 (55.37)	AAP	144 (39.67)	57 (15.7)	INC	11 (3.03)	7 (1.93)
74	AAP	409 (63.21)	BJP	138 (21.33)	271 (41.88)	INC	72 (11.13)	28 (4.33)
75	AAP	388 (55.11)	BJP	266 (37.78)	122 (17.33)	INC	40 (5.68)	10 (1.42)
76	AAP	288 (53.53)	BJP	225 (41.82)	63 (11.71)	INC	20 (3.72)	5 (0.93)
77	AAP	411 (49.16)	BJP	383 (45.81)	28 (3.35)	INC	33 (3.95)	9 (1.08)
78	BJP	458 (57.39)	AAP	304 (38.1)	154 (19.29)	INC	32 (4.01)	4 (0.5)
79	BJP	348 (50.43)	AAP	299 (43.33)	49 (7.1)	INC	39 (5.65)	4 (0.58)
80	BJP	296 (61.03)	AAP	159 (32.78)	137 (28.25)	INC	24 (4.95)	6 (1.24)
81	BJP	313 (48.38)	AAP	278 (42.97)	35 (5.41)	INC	46 (7.11)	10 (1.55)
82	AAP	445 (65.73)	BJP	202 (29.84)	243 (35.89)	INC	20 (2.95)	10 (1.48)
83	AAP	103 (79.84)	BJP	21 (16.28)	82 (63.56)	INC	5 (3.88)	0 (0)
84	AAP	441 (60)	BJP	242 (32.93)	199 (27.07)	INC	35 (4.76)	17 (2.31)
85	AAP	323 (52.18)	BJP	262 (42.33)	61 (9.85)	INC	29 (4.68)	5 (0.81)
86	AAP	437 (55.32)	BJP	306 (38.73)	131 (16.59)	INC	31 (3.92)	16 (2.03)
87	AAP	383 (51.2)	BJP	336 (44.92)	47 (6.28)	INC	21 (2.81)	8 (1.07)
88	BJP	287 (52.09)	AAP	228 (41.38)	59 (10.71)	INC	32 (5.81)	4 (0.73)
89	BJP	278 (54.94)	AAP	204 (40.32)	74 (14.62)	INC	18 (3.56)	6 (1.19)
90	BJP	473 (55.39)	AAP	319 (37.35)	154 (18.04)	INC	51 (5.97)	11 (1.29)
91	BJP	285 (61.69)	AAP	163 (35.28)	122 (26.41)	INC	8 (1.73)	6 (1.3)
92	BJP	366 (51.99)	AAP	306 (43.47)	60 (8.52)	INC	25 (3.55)	7 (0.99)
93	BJP	417 (61.78)	AAP	229 (33.93)	188 (27.85)	INC	21 (3.11)	8 (1.19)
94	BJP	468 (55.85)	AAP	326 (38.9)	142 (16.95)	INC	29 (3.46)	15 (1.79)
95	BJP	424 (68.72)	AAP	163 (26.42)	261 (42.3)	INC	24 (3.89)	6 (0.97)
96	BJP	472 (62.02)	AAP	247 (32.46)	225 (29.56)	INC	31 (4.07)	11 (1.45)
97	BJP	325 (54.53)	AAP	226 (37.92)	99 (16.61)	INC	35 (5.87)	10 (1.68)
98	BJP	226 (61.58)	AAP	125 (34.06)	101 (27.52)	INC	14 (3.81)	2 (0.54)
99	BJP	298 (58.89)	AAP	180 (35.57)	118 (23.32)	INC	24 (4.74)	4 (0.79)
100	AAP	283 (47.48)	BJP	272 (45.64)	11 (1.84)	INC	34 (5.7)	7 (1.17)
101	BJP	469 (60.59)	AAP	273 (35.27)	196 (25.32)	INC	27 (3.49)	5 (0.65)
102	BJP	394 (58.11)	AAP	251 (37.02)	143 (21.09)	INC	27 (3.98)	6 (0.88)
103	BJP	378 (57.27)	AAP	248 (37.58)	130 (19.69)	INC	28 (4.24)	6 (0.91)
104	BJP	250 (48.54)	AAP	215 (41.75)	35 (6.79)	INC	39 (7.57)	11 (2.14)
105	BJP	292 (49.49)	AAP	266 (45.08)	26 (4.41)	INC	27 (4.58)	5 (0.85)

Contd....

MCD Election Results

Number and Name of Ward (2017)

Number of Ward	Name of Ward	Number of Ward	Name of Ward
076N	Sangam Park		
077N	Model Town		
078N	Kamla Nagar		

Number and Name of Ward (2012)

Number of Ward	Name of Ward	Number of Ward	Name of Ward
69	Kamla Nagar		
70	Rana Pratap Bagh (W)		
71	Sangam Park (SC)		
72	Model Town		

MCD Election Results

Ward-wise Winner & Runner-up in Model Town Assembly Constituency (MCD Election 2017)

MCD Ward Number	Winner Party	Winner Votes (%)	Runner-up Party	Runner-up Votes (%)	Winning Margin Votes (%)
076N	AAP	11278 (40.77)	BJP	8996 (32.52)	2282 (8.25)
077N	BJP	14105 (50.36)	AAP	7104 (25.37)	7001 (24.99)
078N	BJP	9745 (41.94)	INC	6940 (29.86)	2805 (12.08)

MCD Election Results

Summary Result of Ward 076 N (Sangam Park) : MCD Election - 2017

Candidate Name	Party	Votes	Votes%
Ward 076 N : Sangam Park			
Rinku	AAP	11278	40.77
Hari Shankar	BJP	8996	32.52
Sudama Paswan	INC	4190	15.15
Jitender Kumar	BSP	1052	3.8
Budh Sagar	IND	965	3.49
Deep Sharan	IND	308	1.11
Lakhender	IND	259	0.94
Tara Chand	IND	228	0.82
Parmod Kumar Sahani	IND	128	0.46
	NOTA	260	0.94

DISCLAIMER

The Terms of Use and Disclaimer of Datanet India Private Limited (hereinafter referred to as "Datanet") for use of this analysis report of **Model Town Assembly Constituency (Model Town Vidhan Sabha)** :-

1. **Assembly Factbook™** is a Registered Trade Mark owned by Datanet.
2. All the maps are sketched and graphical representation only and have not been drawn to the scale and also not to represent the actual geographical area or boundary of the unit.
3. The data for the aforesaid analysis is based on authentic sources and has been culled from the various publications of Census, CSO and NSSO for district and block level data, various central and state government departments, Central & State Elections Commissions and the concerned Returning Officers' releases, Electoral Rolls, Election results and allied publications, internal assessment, surveys, estimates and analysis. Therefore, certain adjustment of data at micro level may have been done to arrive closer to the macro data.
4. Data have been provided on an "As Is" and "As AVAILABLE" basis
5. The colours shown in the maps or diagram and charts of a particular party, alliance or AC are indicative and do not represent them.
6. This publication which includes maps, sheets, graphs and data would be the property under copyright of Datanet only. The user may use these for its internal study, analysis and research purposes. It's public display, re-selling or any commercial uses by the user are not allowed.
7. Datanet has taken due care and caution in compilation and processing of data and allied information, but does not guarantee the accuracy, adequacy or completeness of any information/analysis and will be not responsible for any errors or omissions or for the results obtained from the use of such information/analysis.
8. All the contents for the publication have been culled from various authentic sources and Datanet reasonably believes such sources to be reliable, but does not make any representations, express or implied as to the accuracy or fitness of use of such information. The information or contents of the information/analysis do not constitute advice and should not be relied upon in making (or refraining from making) any decision. Any reliance placed upon the information provided by Datanet is the sole responsibility and strictly at the user's risk.
9. In no event will Datanet be liable for any damages (including, without limitation, damages for loss of business projects, or loss of profits) arising in contract, tort or otherwise from the use of or inability to use any of its contents, or from any action taken (or refrained from being taken) as a result of using the analysis or any of its contents. Datanet its directors, owners, editors, officials, employees, distributor and agents or any associate will not be liable for any errors in the information contained or any consequences arising from the use of the contents of the provided information/analysis.
10. If any provision of these terms and conditions is held invalid or illegal or unenforceable for any reason by any court of competent jurisdiction, such provision shall be severed and the remainder of provisions of the terms and conditions shall continue in full force and effect as if the Term of Use had been executed with the invalid, illegal or unenforceable provision eliminated.
11. If there are any discrepancies in the information provided, please bring it to attention of Datanet for suitable rectification measures.

Buy Online This Complete Book At
Datanet India eBooks Store

www.indiastatpublications.com

or go directly at

[http://www.indiastatpublications.com/
Assembly_factbook/Delhi/Chandni_Chowk/Model_Town](http://www.indiastatpublications.com/Assembly_factbook/Delhi/Chandni_Chowk/Model_Town)

 **india**stat**elections**

ISBN : 978-93-5293-433-1



9 789352 934331