



Delhi

Assembly Factbook™

Sadar Bazar Assembly Constituency



Key Electoral Data of Sadar Bazar
Assembly Constituency (Vidhan Sabha)

Delhi

Assembly Factbook™

Sadar Bazar Assembly Constituency



Sadar Bazar Vidhan Sabha

Editor & Director

Dr. R.K. Thukral

Research Editor

Dr. Shafeeq Rahman

Compiled, Researched and Published by Datanet India Pvt. Ltd.

D-100, 1st Floor,

Okhla Industrial Area, Phase-I,
New Delhi- 110020.

Ph.: 91-11- 43580781-84

Email : support@indiastatpublications.com

Website : www.indiastatelections.com

Online Book Store :

www.indiastatpublications.com

Report No. : AFB/DL-19-0125

ISBN : 978-93-5293-449-2

First Edition : January, 2018

Eighth Updated Edition : January, 2025

Price : Rs. 11500/-

US\$ 310

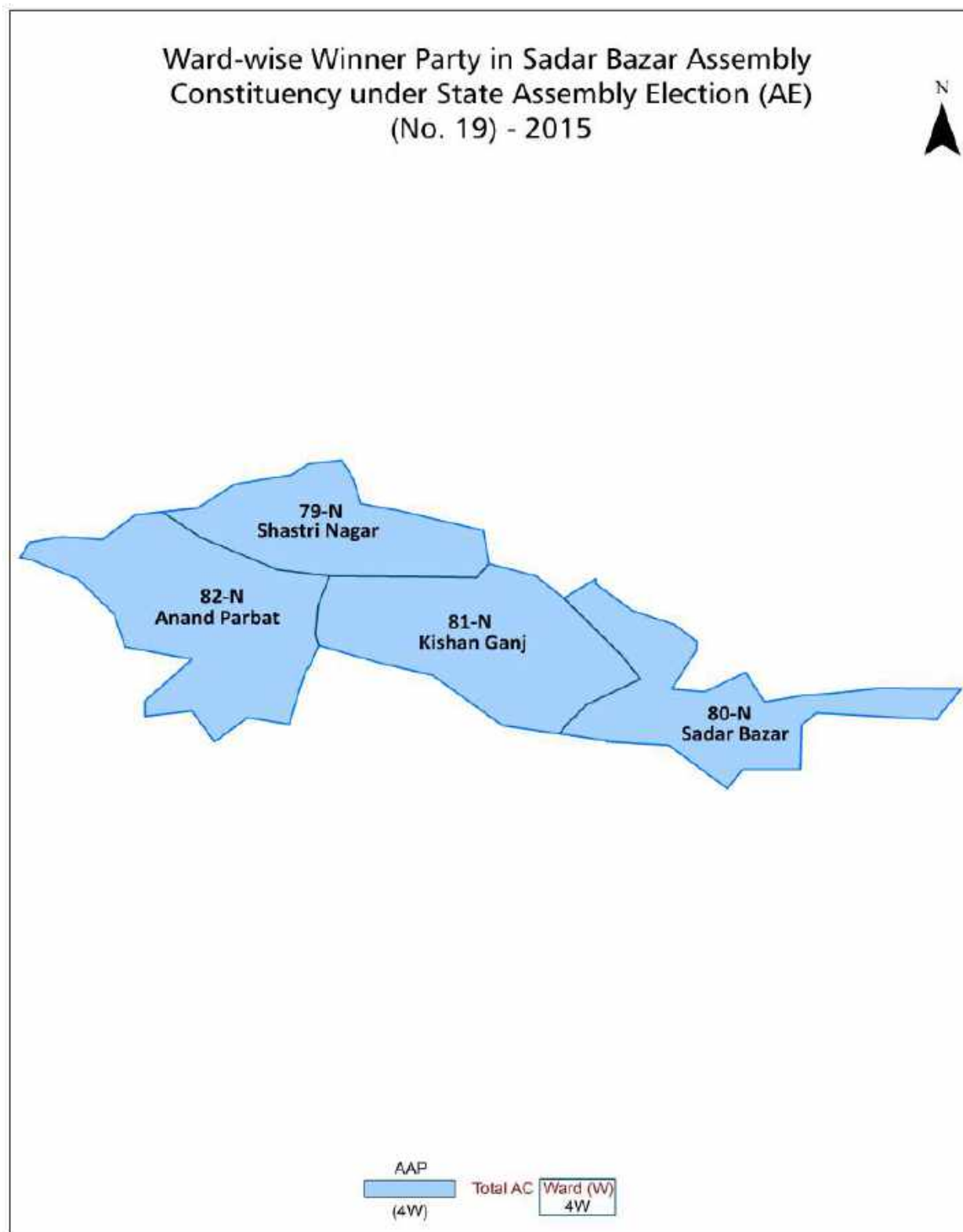
© Datanet India Pvt. Ltd.

All rights reserved. No part of this book may be reproduced, stored in a retrieval system or transmitted in any form or by any means, mechanical photocopying, photographing, scanning, recording or otherwise without the prior written permission of the publisher. Please refer to Disclaimer at page no. 176 for the use of this publication.

Printed in India

No.	Particulars	Page No.
1	Introduction Assembly Constituency at a Glance Features of Assembly as per Delimitation Commission of India (2008)	1-2
2	Location and Political Maps Location Map Boundaries of Assembly Constituency in District Boundaries of Assembly Constituency under Parliamentary Constituency Ward-wise Winner Parties- 2025, 2024, 2020, 2019, 2015, 2014, 2013, 2009 and 2008	3-11
3	Administrative Setup & Demographics (2011) Ward Name Ward Number Population Population by Ward Sex Ratio Religious Population Social Population	12
4	Electoral Features Important Dates of Last Elections Held Electors by Gender Service Electors Voters Voters Turnout Polling Stations & Average Number of Electors per Polling Station Electors by Age Group Present Elected Representatives	13-18
5	Historical Summary Election Results Vote Share of Major Parties Winning Margin (Number & Percentage Polarity Summary Result of Assembly Segment of Parliamentary Election 2024, 2019, 2014, 2009, 2004 and 1999 Summary Result of Assembly Elections 2025, 2020, 2015, 2013, 2008, 2003, 1998 and 1993	19-35
6	Polling Station Level Election Results Name and Number of Polling Station 2025, 2024, 2020, 2019, 2015, 2014, 2013, 2009 and 2008 Polling Station-wise Electoral, Voter & Voter Turnout 2025, 2024, 2020, 2019, 2015, 2014, 2013, 2009 and 2008 Polling Station wise Elections Results 2025, 2024, 2020, 2019, 2015, 2014, 2013, 2009 & 2008	36-158
7	MCD Ward Election Result MCD Election 2017 and 2012	159-169
8	Share of Assembly Constituency Share of Assembly Constituency in State and Parliamentary Constituency	170
9	Abbreviation & Sources	173-174
10	Disclaimer	176

Location & Political Map

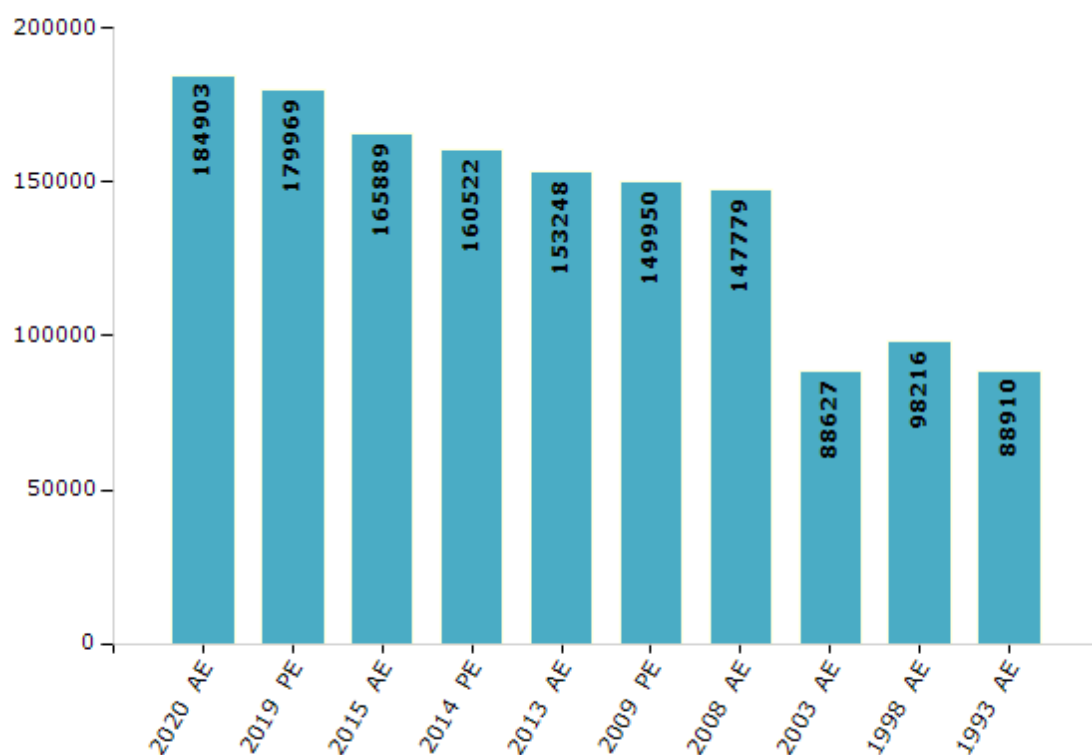


Electoral Features

Electors by Male & Female

Year	Male	Female	Others	Total	Year	Male	Female	Others	Total
2020 AE	99670	85221	12	184903	2003 AE	49064	39563	-	88627
2019 PE	97301	82661	7	179969	1999 PE	-	-	-	-
2015 AE	90775	75106	8	165889	1998 AE	55409	42807	-	98216
2014 PE	87786	72729	7	160522	1993 AE	47715	41195	-	88910
2013 AE	83830	69413	5	153248	1983 AE	-	-	-	-
2009 PE	83273	66677	0	149950	1977 AE	-	-	-	-
2008 AE	81964	65815	-	147779	1972 AE	-	-	-	-
2004 PE	-	-	-	-	1952 AE	-	-	-	-

Number of Electors

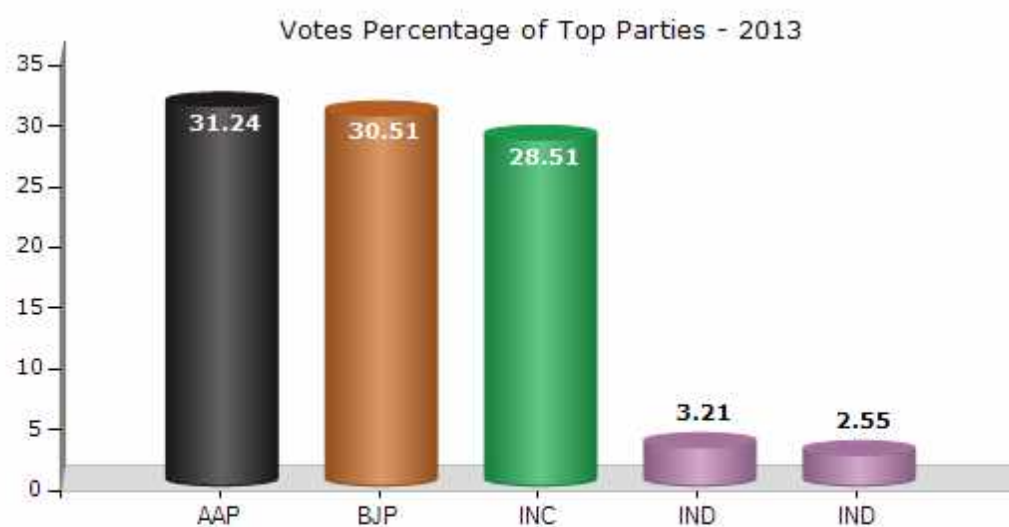


Note : AE : Assembly Election, PE : Assembly Segment of Parliamentary Election

Historical Summary Election Results

Summary Result of Assembly Election - 2013

Candidate Name	Party	Votes	Votes %
Som Dutt	AAP	34079	31.24
Jai Parkash	BJP	33283	30.51
Rajesh Jain	INC	31094	28.51
Rajesh Dass	IND	3496	3.21
Jai Parkash	IND	2785	2.55
Mirza Ali Raza	BSP	2632	2.41
Vinod Rana	IND	263	0.24
Jagmohan Singh	ATBP	198	0.18
Mohd Gulab	LJP	160	0.15
Maqsood Ahmed Khan	IND	159	0.15
Daya Ram Saini	NCP	130	0.12
Abdul Khubab	IND	88	0.08
Khurshid Alam	IND	57	0.05
Asif Ali	IND	45	0.04
	NOTA	607	0.56



Polling Station Level Election Results

Number and Name of Polling Stations (PS) (2020)

Number of Polling Stations	Name of Polling Stations	Number of Polling Stations	Name of Polling Stations
1	M C Primary School Tulsi Nagar, Delhi	22	Ramjas Sr. Sec. School No.2 Anand Parvat, Delhi
2	M C Primary School Tulsi Nagar, Delhi	23	Ramjas Sr. Sec. School No.2 Anand Parvat, Delhi
3	Govt. Sarvodaya Kanya Vidyalaya, Inderlok, Delhi	24	Ramjas Sr. Sec. School No.2 Anand Parvat, Delhi
4	Govt. Sarvodaya Kanya Vidyalaya, Inderlok, Delhi	25	M C Primary School Hari Jan Basti, New Rohtak Road, Delhi
5	M C Primary School Tulsi Nagar, Delhi	26	Govt. Sarvodaya Girls School, Sarai Rohilla, Delhi
6	M C Primary School Tulsi Nagar, Delhi	27	Govt. Sarvodaya Girls School, Sarai Rohilla, Delhi
7	M C Primary School Tulsi Nagar, Delhi	28	M C Primary Co-Education School, E-Block, Shastri Nagar, Delhi
8	Govt. Sarvodaya Kanya Vidyalaya, Inderlok, Delhi	29	M C Primary Co-Education School, E-Block, Shastri Nagar, Delhi
9	Govt. Sarvodaya Kanya Vidyalaya, Inderlok, Delhi	30	M C Primary Co-Education School, E-Block, Shastri Nagar, Delhi
10	Govt. Sarvodaya Kanya Vidyalaya, Inderlok, Delhi	31	M C Primary Co-Education School, E-Block, Shastri Nagar, Delhi
11	Govt. Sarvodaya Kanya Vidyalaya, Inderlok, Delhi	32	M C Primary Co-Education School, E-Block, Shastri Nagar, Delhi
12	North Dmc Primary Bal/Balika School, Anand Nagar Delhi	33	North Dmc Primary School, A-Block, Shastri Nagar, Delhi
13	Ramjas Sr. Sec. School No.2 Anand Parvat, Delhi	34	Govt. Sarvodaya Bal Vidyalaya, Lalita Block, Shastri Nagar, Delhi
14	Ramjas Sr. Sec. School No.2 Anand Parvat, Delhi	35	North Dmc Primary Co-Education School, L-Block, Shastri Nagar
15	Ramjas Sr. Sec. School No.2 Anand Parvat, Delhi	36	North Dmc Primary Co-Education School, L-Block, Shastri Nagar
16	Ramjas Sr. Sec. School No.2 Anand Parvat, Delhi	37	North Dmc Primary Co-Education School, L-Block, Shastri Nagar
17	M C Primary School Hari Jan Basti, New Rohtak Road, Delhi	38	Govt. Sarvodaya Bal Vidyalaya, Lalita Block, Shastri Nagar, Delhi
18	Ramjas Sr. Sec. School No.2 Anand Parvat, Delhi	39	Govt. Sarvodaya Bal Vidyalaya, Lalita Block, Shastri Nagar, Delhi
19	Ramjas Sr. Sec. School No.2 Anand Parvat, Delhi	40	North Dmc Primary Co-Education School, L-Block, Shastri Nagar
20	Ramjas Sr. Sec. School No.2 Anand Parvat, Delhi	41	Govt. Sarvodaya Bal Vidyalaya, Lalita Block, Shastri Nagar, Delhi
21	Ramjas Sr. Sec. School No.2 Anand Parvat, Delhi	42	North Dmc Primary School, A-Block, Shastri Nagar, Delhi

Contd....

Polling Station Level Election Results

Polling Station-wise Votes Secured by Overall Top Five Parties in Sadar Bazar Assembly in Assembly Election (AE) under Chandni Chowk Parliamentary Constituency in Delhi (2020)

Number of Polling Station	Winner - Som Dutt (AAP)	Runner-up - Jai Parkash (J.P) (BJP)	3rd - Satbir Sharma (INC)	4th - Asad (BSP)	5th - Virender Kumar (RRP)	NOTA	Other	Total Votes Secured
36	480	478	73	1	1	4	1	1038
37	316	449	54	1	0	1	2	823
38	324	313	46	0	0	0	3	686
39	255	316	31	3	0	4	2	611
40	301	320	81	1	0	3	1	707
41	206	293	32	1	0	2	5	539
42	419	453	90	2	2	4	3	973
43	337	343	62	2	0	5	4	753
44	358	433	65	1	3	1	2	863
45	409	322	36	1	0	4	1	773
46	559	368	68	2	0	4	3	1004
47	505	434	55	4	0	3	2	1003
48	477	420	32	1	3	5	2	940
49	280	210	28	1	0	3	3	525
50	353	205	20	2	0	3	1	584
51	457	411	51	3	0	4	2	928
52	330	278	50	3	1	5	5	672
53	246	214	42	0	0	1	3	506
54	294	274	31	0	0	5	0	604
55	245	292	36	0	0	3	1	577
56	549	358	91	4	1	2	2	1007
57	447	476	55	3	1	1	2	985
58	302	359	52	0	1	0	2	716
59	260	280	48	0	0	3	1	592
60	287	259	59	0	1	4	2	612
61	254	298	36	2	1	2	1	594
62	295	271	62	1	0	2	2	633
63	246	233	48	0	2	2	0	531
64	447	365	54	0	0	3	2	871
65	460	404	45	0	1	4	6	920
66	456	451	81	1	1	4	1	995
67	462	479	95	2	2	3	5	1048
68	406	452	96	2	0	6	2	964
69	456	379	56	2	2	2	5	902
70	301	180	44	3	1	2	1	532

Contd....

Polling Station Level Election Results

Winner, Runner-up and 3rd Party Position & Winning Margin According to Polling Stations in Sadar Bazar Assembly in Assembly Election (AE) under Chandni Chowk Parliamentary Constituency in Delhi (2020)

Polling Station Number	Winner Party	Winner Votes (%)	Runner-up Party	Runner-up Votes (%)	Winning Margin Votes (%)	Third Party	Third Party Votes (%)	Other Votes (%)
71	AAP	433 (46.96)	BJP	368 (39.91)	65 (7.05)	INC	115 (12.47)	6 (0.65)
72	AAP	585 (59.03)	BJP	371 (37.44)	214 (21.59)	INC	30 (3.03)	5 (0.5)
73	AAP	477 (50.74)	BJP	259 (27.55)	218 (23.19)	INC	193 (20.53)	11 (1.17)
74	AAP	435 (48.55)	BJP	316 (35.27)	119 (13.28)	INC	132 (14.73)	13 (1.45)
75	AAP	392 (48.34)	BJP	242 (29.84)	150 (18.5)	INC	172 (21.21)	5 (0.62)
76	AAP	372 (51.74)	INC	192 (26.7)	180 (25.04)	BJP	150 (20.86)	5 (0.7)
77	BJP	429 (48.2)	AAP	325 (36.52)	104 (11.68)	INC	125 (14.04)	11 (1.24)
78	BJP	524 (58.42)	AAP	227 (25.31)	297 (33.11)	INC	135 (15.05)	11 (1.23)
79	AAP	341 (57.5)	BJP	191 (32.21)	150 (25.29)	INC	54 (9.11)	7 (1.18)
80	BJP	261 (46.77)	AAP	250 (44.8)	11 (1.97)	INC	41 (7.35)	6 (1.08)
81	AAP	156 (50.81)	BJP	130 (42.35)	26 (8.46)	INC	19 (6.19)	2 (0.65)
82	AAP	290 (49.57)	BJP	243 (41.54)	47 (8.03)	INC	46 (7.86)	6 (1.03)
83	BJP	103 (47.03)	AAP	95 (43.38)	8 (3.65)	INC	18 (8.22)	3 (1.37)
84	AAP	162 (43.9)	BJP	150 (40.65)	12 (3.25)	INC	52 (14.09)	5 (1.36)
85	AAP	273 (48.58)	BJP	241 (42.88)	32 (5.7)	INC	44 (7.83)	4 (0.71)
86	AAP	337 (47)	BJP	274 (38.21)	63 (8.79)	INC	95 (13.25)	11 (1.53)
87	AAP	386 (57.53)	BJP	235 (35.02)	151 (22.51)	INC	45 (6.71)	5 (0.75)
88	AAP	452 (62.69)	BJP	216 (29.96)	236 (32.73)	INC	41 (5.69)	12 (1.66)
89	AAP	427 (58.73)	BJP	211 (29.02)	216 (29.71)	INC	69 (9.49)	20 (2.75)
90	AAP	243 (62.79)	BJP	123 (31.78)	120 (31.01)	INC	15 (3.88)	6 (1.55)
91	AAP	356 (52.2)	BJP	207 (30.35)	149 (21.85)	INC	98 (14.37)	21 (3.08)
92	AAP	363 (51.05)	BJP	273 (38.4)	90 (12.65)	INC	73 (10.27)	2 (0.28)
93	AAP	249 (59.14)	BJP	126 (29.93)	123 (29.21)	INC	41 (9.74)	5 (1.19)
94	AAP	381 (49.22)	BJP	334 (43.15)	47 (6.07)	INC	51 (6.59)	8 (1.03)
95	AAP	323 (55.21)	BJP	167 (28.55)	156 (26.66)	INC	86 (14.7)	9 (1.54)
96	AAP	552 (57.02)	BJP	318 (32.85)	234 (24.17)	INC	93 (9.61)	5 (0.52)
97	AAP	396 (56.73)	BJP	243 (34.81)	153 (21.92)	INC	55 (7.88)	4 (0.57)
98	AAP	369 (51.61)	BJP	242 (33.85)	127 (17.76)	INC	70 (9.79)	34 (4.76)
99	AAP	279 (42.6)	BJP	277 (42.29)	2 (0.31)	INC	91 (13.89)	8 (1.22)
100	AAP	386 (51.26)	BJP	239 (31.74)	147 (19.52)	INC	125 (16.6)	3 (0.4)
101	AAP	318 (37.19)	BJP	316 (36.96)	2 (0.23)	INC	188 (21.99)	33 (3.86)
102	AAP	303 (59.53)	BJP	135 (26.52)	168 (33.01)	INC	69 (13.56)	2 (0.39)
103	AAP	389 (50)	BJP	282 (36.25)	107 (13.75)	INC	96 (12.34)	11 (1.41)
104	AAP	248 (42.69)	BJP	233 (40.1)	15 (2.59)	INC	94 (16.18)	6 (1.03)
105	AAP	466 (58.03)	BJP	258 (32.13)	208 (25.9)	INC	70 (8.72)	9 (1.12)

Contd....

MCD Election Results

Number and Name of Ward (2017)

Number of Ward	Name of Ward	Number of Ward	Name of Ward
079N	Shastri Nagar		
080N	Sadar Bazar		
081N	Kishan Ganj		
082N	Anand Parbat		

Number and Name of Ward (2012)

Number of Ward	Name of Ward	Number of Ward	Name of Ward
73	Shastri Nagar (W)		
74	Inderlok Colony (SCW)		
75	Kishan Ganj		
76	Deputy Ganj (W)		

MCD Election Results

Ward-wise Winner & Runner-up in Sadar Bazar Assembly Constituency (MCD Election 2017)

MCD Ward Number	Winner Party	Winner Votes (%)	Runner-up Party	Runner-up Votes (%)	Winning Margin Votes (%)
079N	AAP	9334 (31.7)	BJP	8978 (30.49)	356 (1.21)
080N	BJP	8583 (37.72)	INC	7936 (34.88)	647 (2.84)
081N	INC	11136 (40.31)	AAP	9939 (35.97)	1197 (4.34)
082N	INC	9318 (39.57)	AAP	6394 (27.15)	2924 (12.42)

MCD Election Results

Summary Result of Ward 079 N (Shastri Nagar) : MCD Election - 2017

Candidate Name	Party	Votes	Votes%
Ward 079 N : Shastri Nagar			
Babita	AAP	9334	31.7
Sneh Bansal	BJP	8978	30.49
Lata Jindal	IND	7585	25.76
Sheela Sharma	INC	2971	10.09
Roopa Sharma	IND	368	1.25
	NOTA	208	0.71

DISCLAIMER

The Terms of Use and Disclaimer of Datanet India Private Limited (hereinafter referred to as "Datanet") for use of this analysis report of **Sadar Bazar Assembly Constituency (Sadar Bazar Vidhan Sabha)** :-

1. **Assembly Factbook™** is a Registered Trade Mark owned by Datanet.
2. All the maps are sketched and graphical representation only and have not been drawn to the scale and also not to represent the actual geographical area or boundary of the unit.
3. The data for the aforesaid analysis is based on authentic sources and has been culled from the various publications of Census, CSO and NSSO for district and block level data, various central and state government departments, Central & State Elections Commissions and the concerned Returning Officers' releases, Electoral Rolls, Election results and allied publications, internal assessment, surveys, estimates and analysis. Therefore, certain adjustment of data at micro level may have been done to arrive closer to the macro data.
4. Data have been provided on an "As Is" and "As AVAILABLE" basis
5. The colours shown in the maps or diagram and charts of a particular party, alliance or AC are indicative and do not represent them.
6. This publication which includes maps, sheets, graphs and data would be the property under copyright of Datanet only. The user may use these for its internal study, analysis and research purposes. It's public display, re-selling or any commercial uses by the user are not allowed.
7. Datanet has taken due care and caution in compilation and processing of data and allied information, but does not guarantee the accuracy, adequacy or completeness of any information/analysis and will be not responsible for any errors or omissions or for the results obtained from the use of such information/analysis.
8. All the contents for the publication have been culled from various authentic sources and Datanet reasonably believes such sources to be reliable, but does not make any representations, express or implied as to the accuracy or fitness of use of such information. The information or contents of the information/analysis do not constitute advice and should not be relied upon in making (or refraining from making) any decision. Any reliance placed upon the information provided by Datanet is the sole responsibility and strictly at the user's risk.
9. In no event will Datanet be liable for any damages (including, without limitation, damages for loss of business projects, or loss of profits) arising in contract, tort or otherwise from the use of or inability to use any of its contents, or from any action taken (or refrained from being taken) as a result of using the analysis or any of its contents. Datanet its directors, owners, editors, officials, employees, distributor and agents or any associate will not be liable for any errors in the information contained or any consequences arising from the use of the contents of the provided information/analysis.
10. If any provision of these terms and conditions is held invalid or illegal or unenforceable for any reason by any court of competent jurisdiction, such provision shall be severed and the remainder of provisions of the terms and conditions shall continue in full force and effect as if the Term of Use had been executed with the invalid, illegal or unenforceable provision eliminated.
11. If there are any discrepancies in the information provided, please bring it to attention of Datanet for suitable rectification measures.

Buy Online This Complete Book At
Datanet India eBooks Store

www.indiastatpublications.com

or go directly at

[http://www.indiastatpublications.com/
Assembly_factbook/Delhi/Chandni_Chowk/Sadar_Bazar](http://www.indiastatpublications.com/Assembly_factbook/Delhi/Chandni_Chowk/Sadar_Bazar)

 **india**stat**elections**

ISBN : 978-93-5293-449-2



9 789352 934492