



Delhi

# Assembly Factbook™

Shakur Basti Assembly Constituency

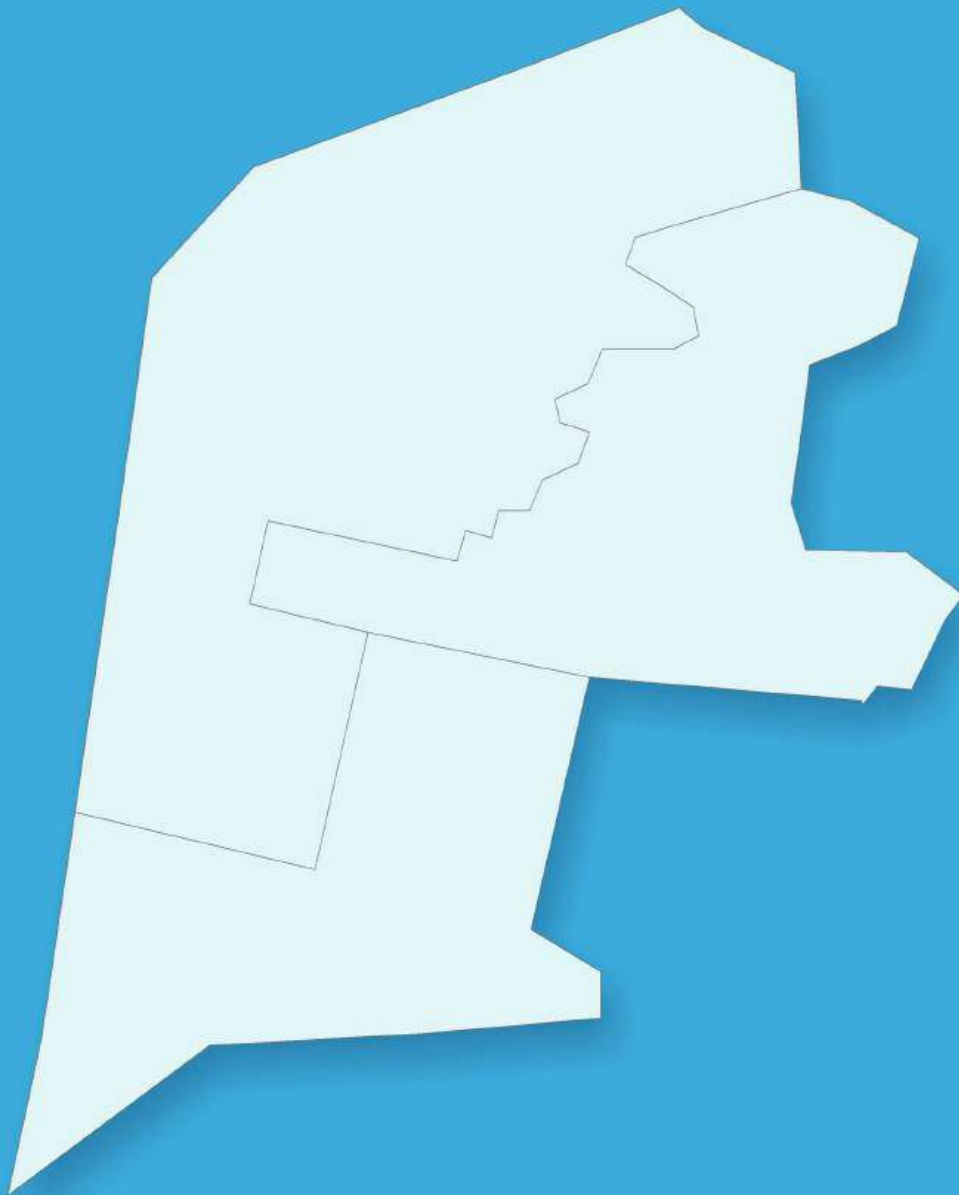


Key Electoral Data of Shakur Basti  
Assembly Constituency (Vidhan Sabha)

Delhi

# **Assembly Factbook™**

Shakur Basti Assembly Constituency



Shakur Basti Vidhan Sabha

## **Editor & Director**

Dr. R.K. Thukral

## **Research Editor**

Dr. Shafeeq Rahman

## **Compiled, Researched and Published by Datanet India Pvt. Ltd.**

D-100, 1st Floor,

Okhla Industrial Area, Phase-I,  
New Delhi- 110020.

Ph.: 91-11- 43580781-84

Email : support@indiastatpublications.com

Website : www.indiastatelections.com

## **Online Book Store :**

www.indiastatpublications.com

**Report No. :** AFB/DL-15-0125

**ISBN :** 978-93-5293-454-6

**First Edition :** January, 2018

**Eighth Updated Edition :** January, 2025

**Price :** Rs. 11500/-

US\$ 310

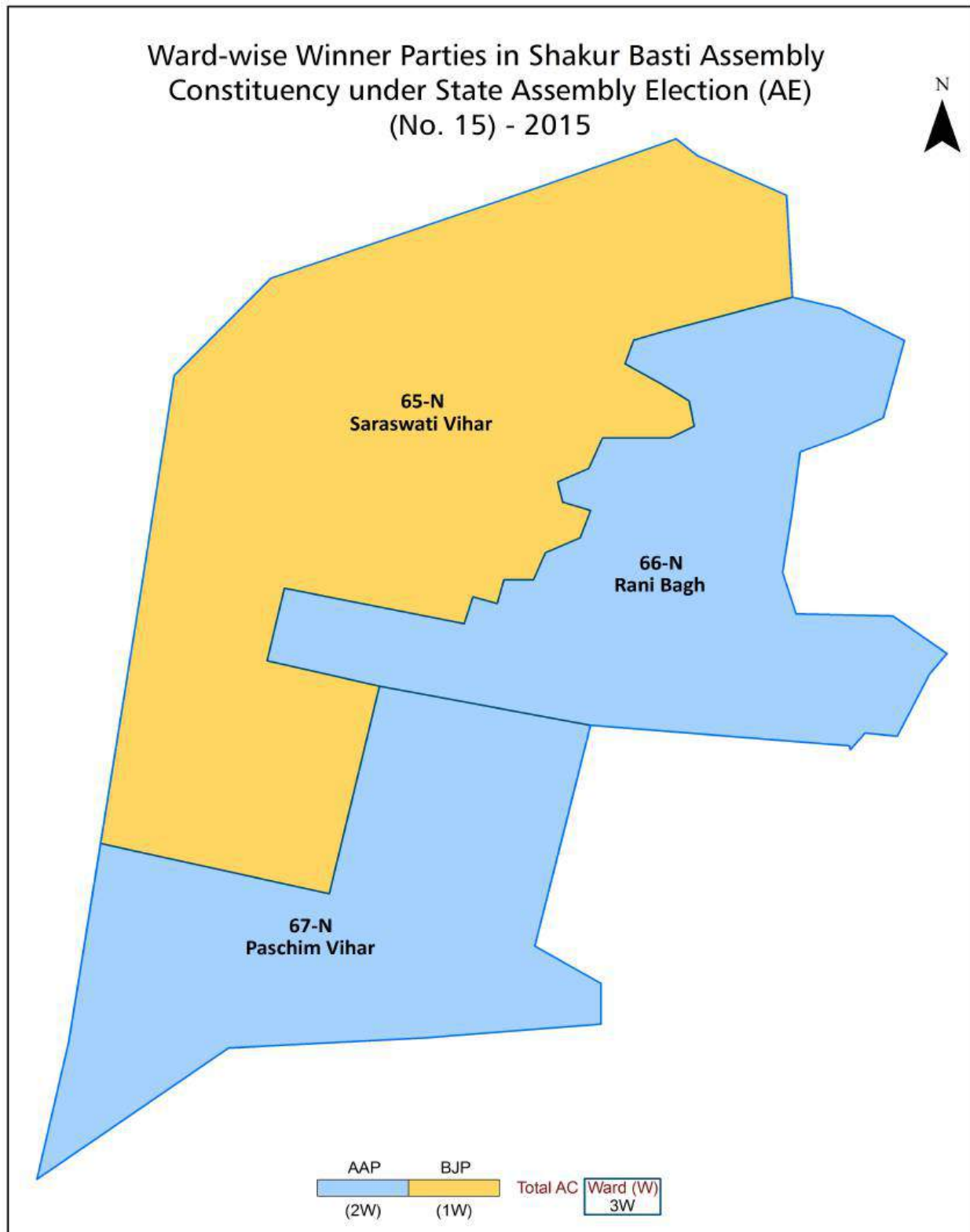
**© Datanet India Pvt. Ltd.**

All rights reserved. No part of this book may be reproduced, stored in a retrieval system or transmitted in any form or by any means, mechanical photocopying, photographing, scanning, recording or otherwise without the prior written permission of the publisher. Please refer to Disclaimer at page no. 158 for the use of this publication.

Printed in India

No.	Particulars	Page No.
<b>1</b>	<b>Introduction</b> Assembly Constituency at a Glance   Features of Assembly as per Delimitation Commission of India (2008)	<b>1-2</b>
<b>2</b>	<b>Location and Political Maps</b> Location Map   Boundaries of Assembly Constituency in District   Boundaries of Assembly Constituency under Parliamentary Constituency   Ward-wise Winner Parties- 2025, 2024, 2020, 2019, 2015, 2014, 2013, 2009 and 2008	<b>3-11</b>
<b>3</b>	<b>Administrative Setup &amp; Demographics (2011)</b> Ward Name   Ward Number   Population   Population by Ward   Sex Ratio   Religious Population   Social Population	<b>12</b>
<b>4</b>	<b>Electoral Features</b> Important Dates of Last Elections Held   Electors by Gender   Service Electors   Voters   Voters Turnout   Polling Stations & Average Number of Electors per Polling Station   Electors by Age Group   Present Elected Representatives	<b>13-18</b>
<b>5</b>	<b>Historical Summary Election Results</b> Vote Share of Major Parties   Winning Margin (Number & Percentage)   Polarity   Summary Result of Assembly Segment of Parliamentary Election 2024, 2019, 2014, 2009, 2004 and 1999   Summary Result of Assembly Elections 2025, 2020, 2015, 2013, 2008, 2003, 1998, 1993, 1983, 1977 and 1972	<b>19-38</b>
<b>6</b>	<b>Polling Station Level Election Results</b> Name and Number of Polling Station 2025, 2024, 2020, 2019, 2015, 2014, 2013, 2009 and 2008   Polling Station-wise Electoral, Voter & Voter Turnout 2025, 2024, 2020, 2019, 2015, 2014, 2013, 2009 and 2008   Polling Station wise Elections Results 2025, 2024, 2020, 2019, 2015, 2014, 2013, 2009 & 2008	<b>39-141</b>
<b>7</b>	<b>MCD Ward Election Result</b> MCD Election 2017 and 2012	<b>142-151</b>
<b>8</b>	<b>Share of Assembly Constituency</b> Share of Assembly Constituency in State and Parliamentary Constituency	<b>152</b>
<b>9</b>	<b>Abbreviation &amp; Sources</b>	<b>155-156</b>
<b>10</b>	<b>Disclaimer</b>	<b>158</b>

## Location & Political Map

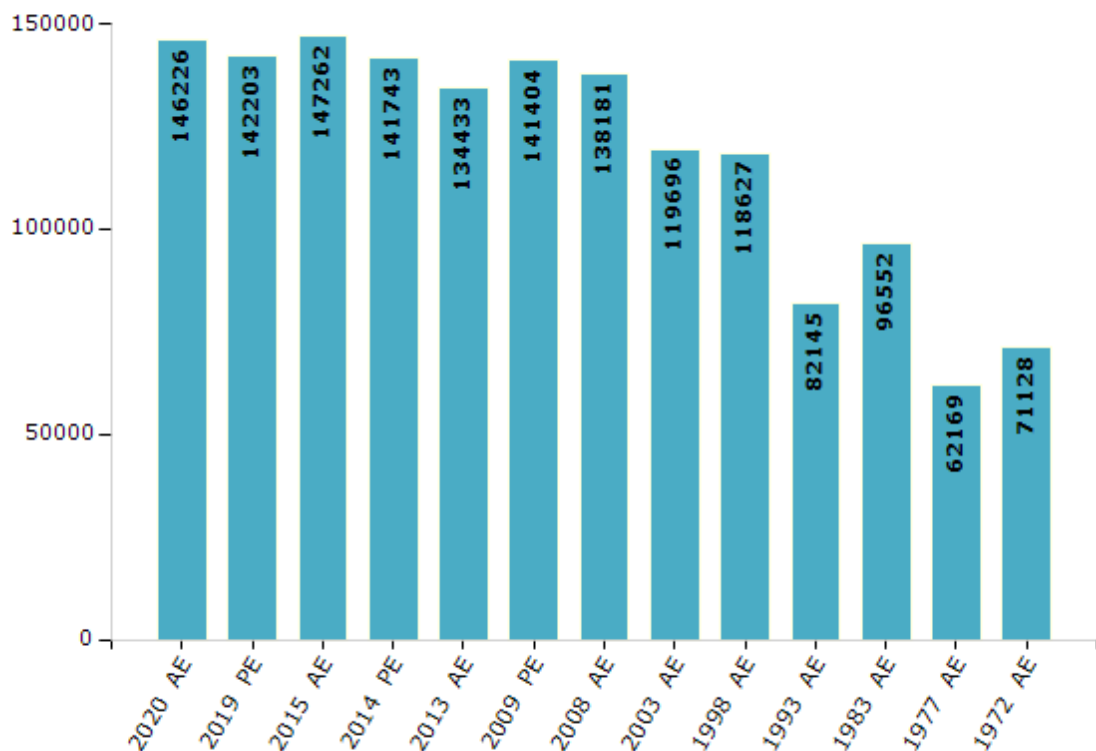


## Electoral Features

### Electors by Male & Female

Year	Male	Female	Others	Total	Year	Male	Female	Others	Total
2020 AE	75296	70924	6	146226	2003 AE	65903	53793	-	119696
2019 PE	73207	68995	1	142203	1999 PE	-	-	-	-
2015 AE	75935	71326	1	147262	1998 AE	65599	53028	-	118627
2014 PE	73132	68610	1	141743	1993 AE	45163	36982	-	82145
2013 AE	69494	64939	0	134433	1983 AE	58070	38482	-	96552
2009 PE	74832	66572	0	141404	1977 AE	34732	27437	-	62169
2008 AE	72954	65227	-	138181	1972 AE	40542	30586	-	71128
2004 PE	-	-	-	-	1952 AE	-	-	-	-

Number of Electors

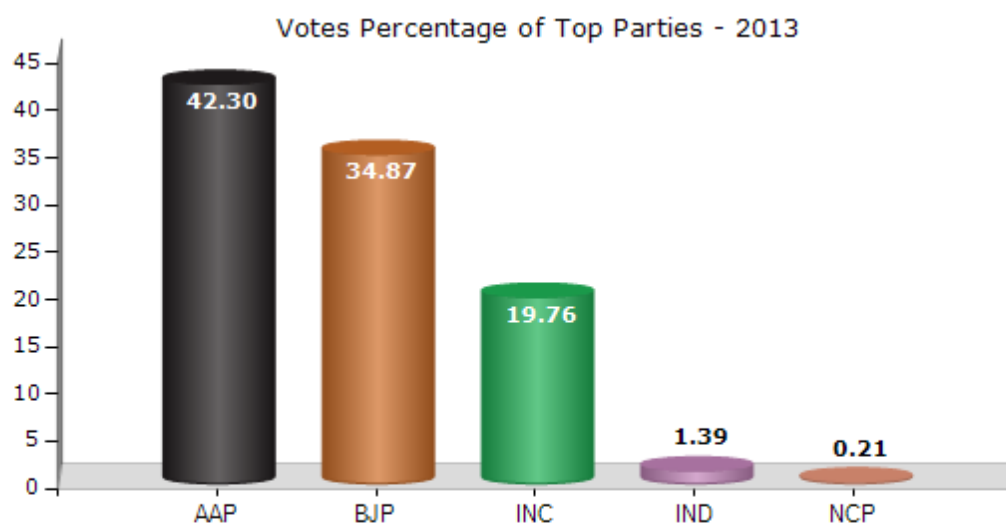


Note : AE : Assembly Election, PE : Assembly Segment of Parliamentary Election

## Historical Summary Election Results

### Summary Result of Assembly Election - 2013

Candidate Name	Party	Votes	Votes %
Satyender Kumar Jain	AAP	40232	42.3
Shyam Lal Garg	BJP	33170	34.87
S C Vats	INC	18799	19.76
Jawahar Lal Luthra	IND	1321	1.39
Kusum Tandon	NCP	201	0.21
Rajesh Gupta	IND	196	0.21
Sengottaiyan	DMDK	151	0.16
Harish Saini	NADP	150	0.16
Parveen Kumar	RBHP	135	0.14
Vijender Singh	SOJP	125	0.13
Vakeel	RVNP	53	0.06
	NOTA	583	0.61



## Polling Station Level Election Results

### Number and Name of Polling Stations (PS) (2020)

Number of Polling Stations	Name of Polling Stations	Number of Polling Stations	Name of Polling Stations
1	Govt.Co-Ed. Sr. Sec. School A-6, Paschim Vihar	22	Govt. Sarvodya Co-Ed. School A-2 Paschim Vihar
2	Govt.Co-Ed. Sr. Sec. School A-6, Paschim Vihar	23	Govt. Sarvodya Co-Ed. School A-2 Paschim Vihar
3	Govt.Co-Ed. Sr. Sec. School A-6, Paschim Vihar	24	Divine Happy Sr. Sec. School,A-2/B, Block, Paschim Vihar, New Delhi-63
4	North Delhi Mc Primary Pratibha Vidyalaya, A-4, Paschim Vihar, New Delhi-63	25	Divine Happy Sr. Sec. School,A-2/B, Block, Paschim Vihar, New Delhi-63
5	North Delhi Mc Primary Pratibha Vidyalaya, A-4, Paschim Vihar, New Delhi-63	26	Divine Happy Sr. Sec. School,A-2/B, Block, Paschim Vihar, New Delhi-63
6	North Delhi Mc Primary Pratibha Vidyalaya, A-4, Paschim Vihar, New Delhi-63	27	St. Sophia Sr. Sec. School A-2 Paschim Vihar
7	North Delhi Mc Primary Pratibha Vidyalaya, A-4, Paschim Vihar, New Delhi-63	28	Lt. Col. Mehar Little Angels,Sr. Sec. School, B-5 Block,Paschim Vihar, New Delhi-63
8	St. Froebel Senior Secondaryschool, A-3-Block, Paschim Vihar, New Delhi-63	29	Lt. Col. Mehar Little Angels,Sr. Sec. School, B-5 Block,Paschim Vihar, New Delhi-63
9	St. Froebel Senior Secondaryschool, A-3-Block, Paschim Vihar, New Delhi-63	30	Lt. Col. Mehar Little Angels,Sr. Sec. School, B-5 Block,Paschim Vihar, New Delhi-63
10	St. Froebel Senior Secondaryschool, A-3-Block, Paschim Vihar, New Delhi-63	31	Lt. Col. Mehar Little Angels,Sr. Sec. School, B-5 Block,Paschim Vihar, New Delhi-63
11	Govt.Co-Ed. Sr. Sec. School A-6, Paschim Vihar	32	Lt. Col. Mehar Little Angels,Sr. Sec. School, B-5 Block,Paschim Vihar, New Delhi-63
12	Govt.Co-Ed. Sr. Sec. School A-6, Paschim Vihar	33	Lt. Col. Mehar Little Angels,Sr. Sec. School, B-5 Block,Paschim Vihar, New Delhi-63
13	Govt.Co-Ed. Sr. Sec. School A-6, Paschim Vihar	34	Lt. Col. Mehar Little Angels,Sr. Sec. School, B-5 Block,Paschim Vihar, New Delhi-63
14	North Delhi Nigam Pratibha Vidyalaya, A-5, Paschim Vihar,New Delhi-63	35	North Delhi Nigam Prathmik Pratibha Vidyalaya,Jwala Heri, New Delhi-63
15	North Delhi Nigam Pratibha Vidyalaya, A-5, Paschim Vihar,New Delhi-63	36	North Delhi Nigam Prathmik Pratibha Vidyalaya,Jwala Heri, New Delhi-63
16	North Delhi Nigam Pratibha Vidyalaya, A-5, Paschim Vihar,New Delhi-63	37	North Delhi Nigam Prathmik Pratibha Vidyalaya,Jwala Heri, New Delhi-63
17	St. Sophia Sr. Sec. School A-2 Paschim Vihar	38	Govt. Sarvodaya Co-Ed Vidyalaya,B-4, Paschim Vihar, New Delhi-63
18	St. Sophia Sr. Sec. School A-2 Paschim Vihar	39	Govt. Sarvodaya Co-Ed Vidyalaya,B-4, Paschim Vihar, New Delhi-63
19	Govt. Sarvodya Co-Ed. School A-2 Paschim Vihar	40	Govt. Sarvodaya Co-Ed Vidyalaya,B-4, Paschim Vihar, New Delhi-63
20	Govt. Sarvodya Co-Ed. School A-2 Paschim Vihar	41	Govt. Sarvodaya Co-Ed Vidyalaya,B-4, Paschim Vihar, New Delhi-63
21	St. Sophia Sr. Sec. School A-2 Paschim Vihar	42	Govt. Sarvodaya Co-Ed Vidyalaya,B-4, Paschim Vihar, New Delhi-63

Contd....



## Polling Station Level Election Results

### Polling Station-wise Votes Secured by Overall Top Five Parties in Shakur Basti Assembly in Assembly Election (AE) under Chandni Chowk Parliamentary Constituency in Delhi (2020)

Number of Polling Station	Winner - Satyendar Jain (AAP)	Runner-up - Dr. S. C. Vats (BJP)	3rd - Dev Raj Arora (INC)	4th - Asha Ram (BSP)	5th - Praveen Yadav (AKBHJSP)	NOTA	Other	Total Votes Secured
36	358	402	20	1	0	5	0	786
37	392	378	33	0	1	6	0	810
38	357	382	24	1	0	7	0	771
39	527	312	24	1	2	2	0	868
40	291	193	20	0	0	1	0	505
41	238	170	16	2	0	3	0	429
42	638	176	16	5	0	5	0	840
43	320	200	24	0	1	6	0	551
44	218	243	25	0	0	4	0	490
45	368	455	23	5	2	3	0	856
46	321	422	20	3	0	7	0	773
47	321	403	15	0	0	7	0	746
48	333	443	33	0	0	4	0	813
49	441	252	17	2	2	7	0	721
50	376	188	14	3	1	5	0	587
51	269	125	9	5	1	2	0	411
52	489	172	8	5	3	6	0	683
53	507	126	16	8	2	2	0	661
54	476	301	16	1	2	8	0	804
55	242	256	15	2	0	7	0	522
56	161	203	9	0	0	3	0	376
57	474	106	8	19	1	4	0	612
58	458	389	17	2	2	1	0	869
59	253	328	24	2	2	8	0	617
60	193	236	13	0	1	3	0	446
61	354	481	31	4	1	9	0	880
62	690	80	13	2	0	2	0	787
63	676	113	14	4	3	1	0	811
64	531	98	12	2	2	2	0	647
65	556	69	9	2	2	2	0	640
66	452	44	10	1	2	1	0	510
67	449	415	17	1	1	4	0	887
68	357	381	14	3	1	5	0	761
69	290	348	13	0	0	6	0	657
70	306	449	8	0	1	4	0	768

Contd....

## Polling Station Level Election Results

**Winner, Runner-up and 3rd Party Position & Winning Margin According to Polling Stations in Shakur Basti Assembly in Assembly Election (AE) under Chandni Chowk Parliamentary Constituency in Delhi (2020)**

Polling Station Number	Winner Party	Winner Votes (%)	Runner-up Party	Runner-up Votes (%)	Winning Margin Votes (%)	Third Party	Third Party Votes (%)	Other Votes (%)
71	BJP	217 (54.52)	AAP	159 (39.95)	58 (14.57)	INC	15 (3.77)	7 (1.76)
72	BJP	248 (49.01)	AAP	240 (47.43)	8 (1.58)	INC	11 (2.17)	7 (1.38)
73	BJP	191 (50.26)	AAP	172 (45.26)	19 (5)	INC	10 (2.63)	7 (1.84)
74	BJP	530 (61.27)	AAP	289 (33.41)	241 (27.86)	INC	37 (4.28)	9 (1.04)
75	AAP	421 (72.21)	BJP	131 (22.47)	290 (49.74)	INC	13 (2.23)	18 (3.09)
76	AAP	529 (73.17)	BJP	139 (19.23)	390 (53.94)	BSP	26 (3.6)	29 (4.01)
77	BJP	490 (63.72)	AAP	250 (32.51)	240 (31.21)	INC	21 (2.73)	8 (1.04)
78	BJP	617 (64.88)	AAP	312 (32.81)	305 (32.07)	INC	16 (1.68)	6 (0.63)
79	AAP	446 (58)	BJP	289 (37.58)	157 (20.42)	INC	25 (3.25)	9 (1.17)
80	BJP	464 (62.53)	AAP	248 (33.42)	216 (29.11)	INC	24 (3.23)	6 (0.81)
81	BJP	518 (67.54)	AAP	219 (28.55)	299 (38.99)	INC	24 (3.13)	6 (0.78)
82	BJP	305 (66.45)	AAP	140 (30.5)	165 (35.95)	INC	11 (2.4)	3 (0.65)
83	BJP	442 (61.9)	AAP	227 (31.79)	215 (30.11)	INC	33 (4.62)	12 (1.68)
84	BJP	386 (57.44)	AAP	263 (39.14)	123 (18.3)	INC	17 (2.53)	6 (0.89)
85	AAP	431 (52.37)	BJP	360 (43.74)	71 (8.63)	INC	24 (2.92)	8 (0.97)
86	BJP	456 (58.76)	AAP	290 (37.37)	166 (21.39)	INC	24 (3.09)	6 (0.77)
87	AAP	279 (49.38)	BJP	256 (45.31)	23 (4.07)	INC	24 (4.25)	6 (1.06)
88	BJP	319 (55.19)	AAP	235 (40.66)	84 (14.53)	INC	17 (2.94)	7 (1.21)
89	BJP	293 (63.83)	AAP	147 (32.03)	146 (31.8)	INC	16 (3.49)	3 (0.65)
90	BJP	446 (57.92)	AAP	301 (39.09)	145 (18.83)	INC	21 (2.73)	2 (0.26)
91	BJP	544 (57.63)	AAP	375 (39.72)	169 (17.91)	INC	16 (1.69)	9 (0.95)
92	BJP	443 (49.61)	AAP	416 (46.58)	27 (3.03)	INC	28 (3.14)	6 (0.67)
93	BJP	526 (57.68)	AAP	343 (37.61)	183 (20.07)	INC	32 (3.51)	11 (1.21)
94	BJP	399 (51.02)	AAP	352 (45.01)	47 (6.01)	INC	23 (2.94)	8 (1.02)
95	BJP	412 (51.24)	AAP	357 (44.4)	55 (6.84)	INC	30 (3.73)	5 (0.62)
96	BJP	303 (57.17)	AAP	201 (37.92)	102 (19.25)	INC	22 (4.15)	4 (0.75)
97	BJP	266 (54.85)	AAP	205 (42.27)	61 (12.58)	INC	8 (1.65)	6 (1.24)
98	BJP	327 (50.86)	AAP	297 (46.19)	30 (4.67)	INC	15 (2.33)	4 (0.62)
99	AAP	483 (55.9)	BJP	347 (40.16)	136 (15.74)	INC	20 (2.31)	14 (1.62)
100	AAP	450 (57.92)	BJP	291 (37.45)	159 (20.47)	INC	28 (3.6)	8 (1.03)
101	AAP	319 (53.17)	BJP	189 (31.5)	130 (21.67)	INC	86 (14.33)	6 (1)
102	BJP	498 (53.43)	AAP	283 (30.36)	215 (23.07)	INC	141 (15.13)	10 (1.07)
103	BJP	371 (61.32)	AAP	195 (32.23)	176 (29.09)	INC	29 (4.79)	10 (1.65)
104	BJP	255 (47.49)	AAP	234 (43.58)	21 (3.91)	INC	46 (8.57)	2 (0.37)
105	BJP	321 (52.03)	AAP	284 (46.03)	37 (6)	INC	5 (0.81)	7 (1.13)

Contd....

## MCD Election Results

### Number and Name of Ward (2017)

Number of Ward	Name of Ward	Number of Ward	Name of Ward
065N	Saraswati Vihar		
066N	Rani Bagh		
067N	Paschim Vihar		

### Number and Name of Ward (2012)

Number of Ward	Name of Ward	Number of Ward	Name of Ward
57	Paschim Vihar South		
58	Paschim Vihar North (W)		
59	Rani Bagh		
60	Sarswati Vihar (W)		

## MCD Election Results

### Ward-wise Winner & Runner-up in Shakur Basti Assembly Constituency (MCD Election 2017)

MCD Ward Number	Winner Party	Winner Votes (%)	Runner-up Party	Runner-up Votes (%)	Winning Margin Votes (%)
065N	BJP	15977 (54.13)	AAP	8082 (27.38)	7895 (26.75)
066N	BJP	9586 (41.35)	AAP	7495 (32.33)	2091 (9.02)
067N	BJP	12549 (46.65)	AAP	7762 (28.85)	4787 (17.8)

## MCD Election Results

### Summary Result of Ward 065 N (Saraswati Vihar) : MCD Election - 2017

Candidate Name	Party	Votes	Votes%
<b>Ward 065 N : Saraswati Vihar</b>			
Neeraj Kumar	BJP	15977	54.13
Desraj Aggarwal	AAP	8082	27.38
Satish	INC	3921	13.29
Sunil Gambhir	IND	707	2.4
Shiv Kumar	IND	279	0.95
Surendra Gupta	SHS	163	0.55
Rajesh Singh	IND	69	0.23
	NOTA	316	1.07

## DISCLAIMER

The Terms of Use and Disclaimer of Datanet India Private Limited (hereinafter referred to as "Datanet") for use of this analysis report of **Shakur Basti Assembly Constituency (Shakur Basti Vidhan Sabha)** :-

1. **Assembly Factbook™** is a Registered Trade Mark owned by Datanet.
2. All the maps are sketched and graphical representation only and have not been drawn to the scale and also not to represent the actual geographical area or boundary of the unit.
3. The data for the aforesaid analysis is based on authentic sources and has been culled from the various publications of Census, CSO and NSSO for district and block level data, various central and state government departments, Central & State Elections Commissions and the concerned Returning Officers' releases, Electoral Rolls, Election results and allied publications, internal assessment, surveys, estimates and analysis. Therefore, certain adjustment of data at micro level may have been done to arrive closer to the macro data.
4. Data have been provided on an "As Is" and "As AVAILABLE" basis
5. The colours shown in the maps or diagram and charts of a particular party, alliance or AC are indicative and do not represent them.
6. This publication which includes maps, sheets, graphs and data would be the property under copyright of Datanet only. The user may use these for its internal study, analysis and research purposes. It's public display, re-selling or any commercial uses by the user are not allowed.
7. Datanet has taken due care and caution in compilation and processing of data and allied information, but does not guarantee the accuracy, adequacy or completeness of any information/analysis and will be not responsible for any errors or omissions or for the results obtained from the use of such information/analysis.
8. All the contents for the publication have been culled from various authentic sources and Datanet reasonably believes such sources to be reliable, but does not make any representations, express or implied as to the accuracy or fitness of use of such information. The information or contents of the information/analysis do not constitute advice and should not be relied upon in making (or refraining from making) any decision. Any reliance placed upon the information provided by Datanet is the sole responsibility and strictly at the user's risk.
9. In no event will Datanet be liable for any damages (including, without limitation, damages for loss of business projects, or loss of profits) arising in contract, tort or otherwise from the use of or inability to use any of its contents, or from any action taken (or refrained from being taken) as a result of using the analysis or any of its contents. Datanet its directors, owners, editors, officials, employees, distributor and agents or any associate will not be liable for any errors in the information contained or any consequences arising from the use of the contents of the provided information/analysis.
10. If any provision of these terms and conditions is held invalid or illegal or unenforceable for any reason by any court of competent jurisdiction, such provision shall be severed and the remainder of provisions of the terms and conditions shall continue in full force and effect as if the Term of Use had been executed with the invalid, illegal or unenforceable provision eliminated.
11. If there are any discrepancies in the information provided, please bring it to attention of Datanet for suitable rectification measures.

**Buy Online This Complete Book At**  
**Indiastat Publication Book Store**

[www.indiastatpublications.com](http://www.indiastatpublications.com)

or go directly at

[http://www.indiastatpublications.com/  
Assembly\\_factbook/Delhi/Chandni\\_Chowk/Shakur\\_Basti](http://www.indiastatpublications.com/Assembly_factbook/Delhi/Chandni_Chowk/Shakur_Basti)



**i** indiastat**elections**

ISBN : 978-93-5293-454-6



9 789352 934546