



Delhi

Assembly Factbook™

Shalimar Bagh Assembly Constituency

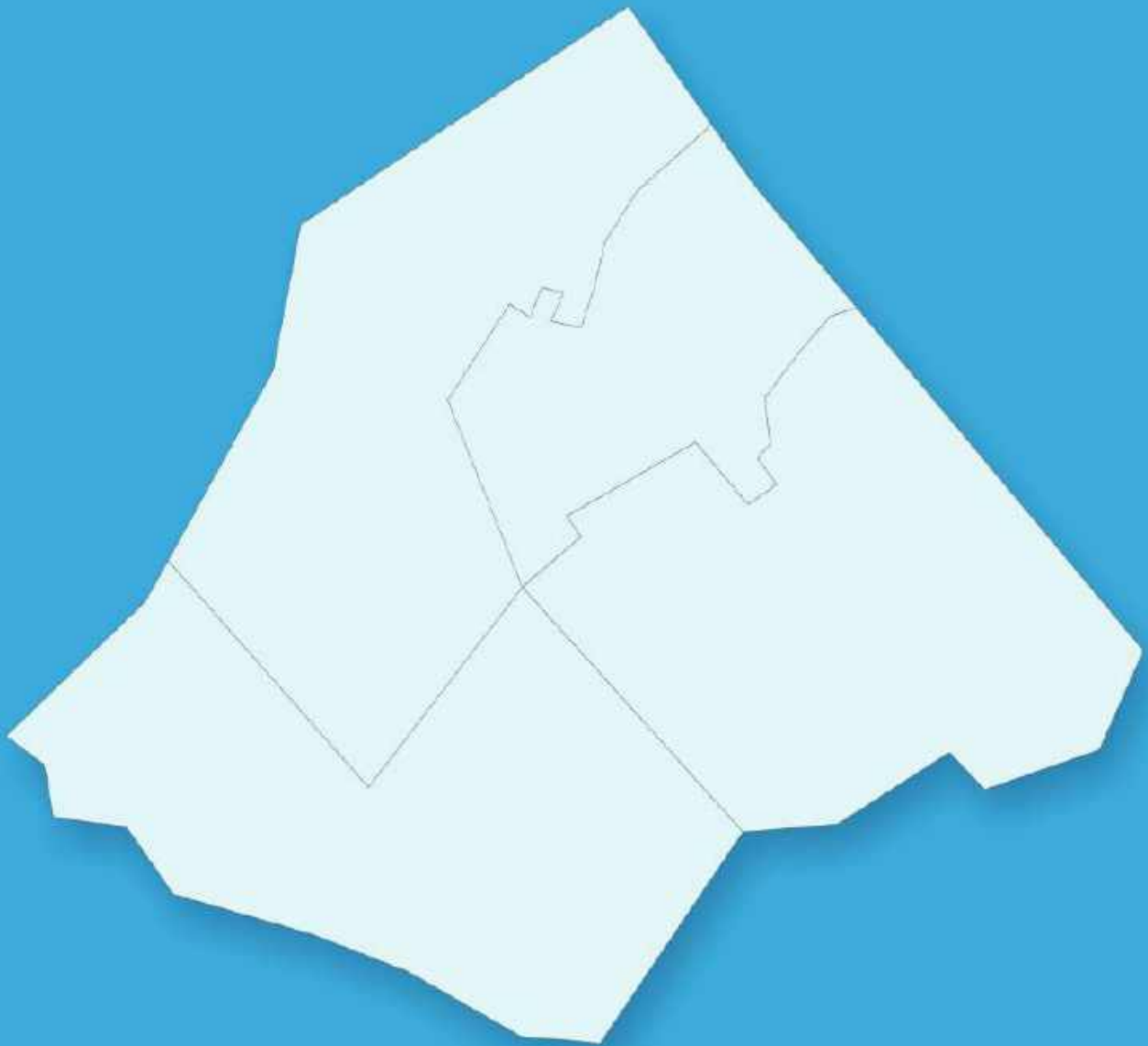


Key Electoral Data of Shalimar Bagh
Assembly Constituency (Vidhan Sabha)

Delhi

Assembly Factbook™

Shalimar Bagh Assembly Constituency



Shalimar Bagh Vidhan Sabha

Editor & Director

Dr. R.K. Thukral

Research Editor

Dr. Shafeeq Rahman

Compiled, Researched and Published by Datanet India Pvt. Ltd.

D-100, 1st Floor,

Okhla Industrial Area, Phase-I,
New Delhi- 110020.

Ph.: 91-11- 43580781-84

Email : support@indiastatpublications.com

Website : www.indiastatelections.com

Online Book Store :

www.indiastatpublications.com

Report No. : AFB/DL-14-0125

ISBN : 978-93-5293-455-3

First Edition : January, 2018

Eighth Updated Edition : January, 2025

Price : Rs. 11500/-

US\$ 310

© **Datanet India Pvt. Ltd.**

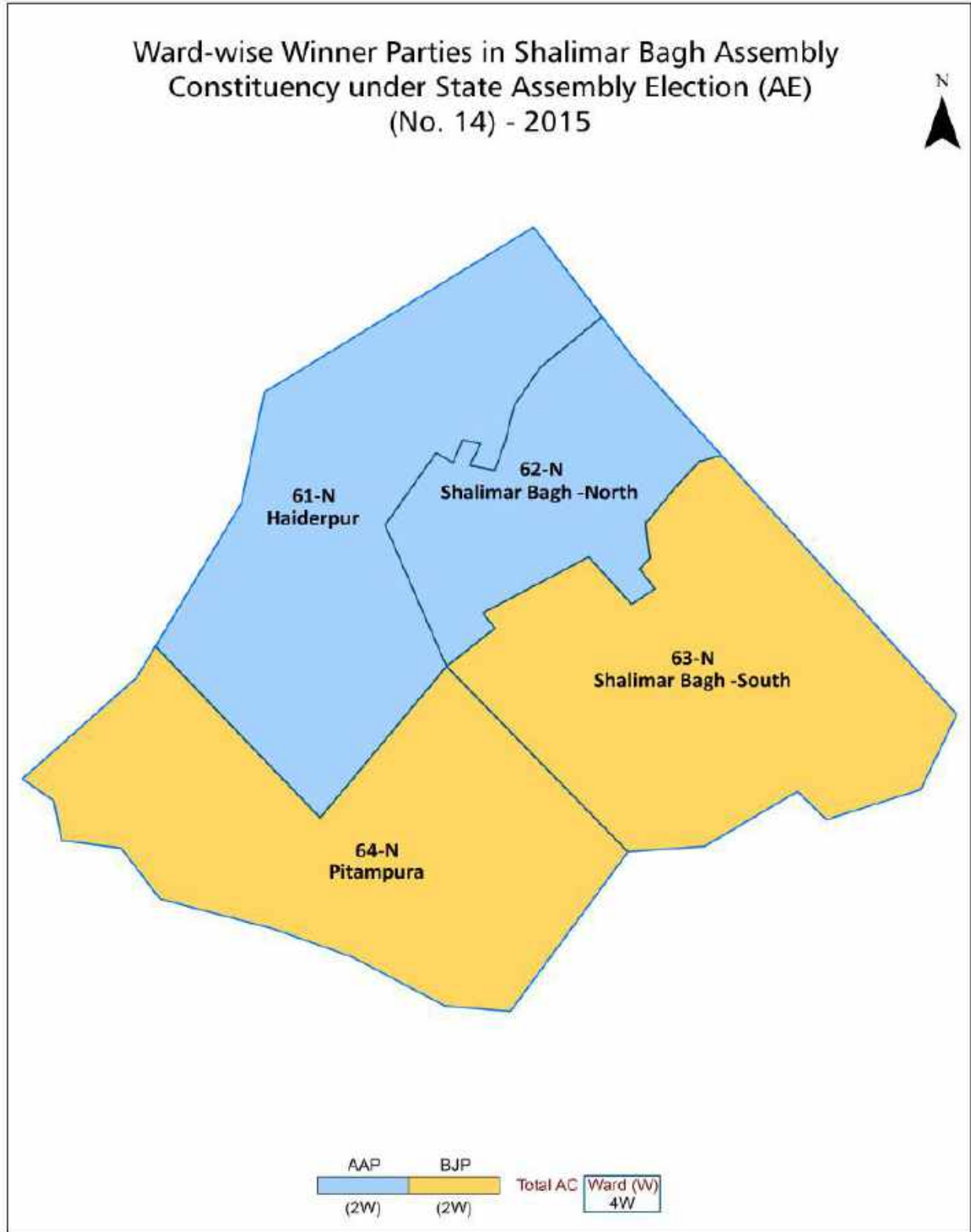
All rights reserved. No part of this book may be reproduced, stored in a retrieval system or transmitted in any form or by any means, mechanical photocopying, photographing, scanning, recording or otherwise without the prior written permission of the publisher. Please refer to Disclaimer at page no. 172 for the use of this publication.

Printed in India

Contents

No.	Particulars	Page No.
1	Introduction Assembly Constituency at a Glance Features of Assembly as per Delimitation Commission of India (2008)	1-2
2	Location and Political Maps Location Map Boundaries of Assembly Constituency in District Boundaries of Assembly Constituency under Parliamentary Constituency Ward-wise Winner Parties- 2025, 2024, 2020, 2019, 2015, 2014, 2013, 2009 and 2008	3-11
3	Administrative Setup & Demographics (2011) Ward Name Ward Number Population Population by Ward Sex Ratio Religious Population Social Population	12
4	Electoral Features Important Dates of Last Elections Held Electors by Gender Service Electors Voters Voters Turnout Polling Stations & Average Number of Electors per Polling Station Electors by Age Group Present Elected Representatives	13-18
5	Historical Summary Election Results Vote Share of Major Parties Winning Margin (Number & Percentage) Polarity Summary Result of Assembly Segment of Parliamentary Election 2024, 2019, 2014, 2009, 2004 and 1999 Summary Result of Assembly Elections 2025, 2020, 2015, 2013, 2008, 2003, 1998 and 1993	19-35
6	Polling Station Level Election Results Name and Number of Polling Station 2025, 2024, 2020, 2019, 2015, 2014, 2013, 2009 and 2008 Polling Station-wise Electoral, Voter & Voter Turnout 2025, 2024, 2020, 2019, 2015, 2014, 2013, 2009 and 2008 Polling Station wise Elections Results 2025, 2024, 2020, 2019, 2015, 2014, 2013, 2009 & 2008	36-154
7	MCD Ward Election Result MCD Election 2017 and 2012	155-165
8	Share of Assembly Constituency Share of Assembly Constituency in State and Parliamentary Constituency	166
9	Abbreviation & Sources	169-170
10	Disclaimer	172

Location & Political Map

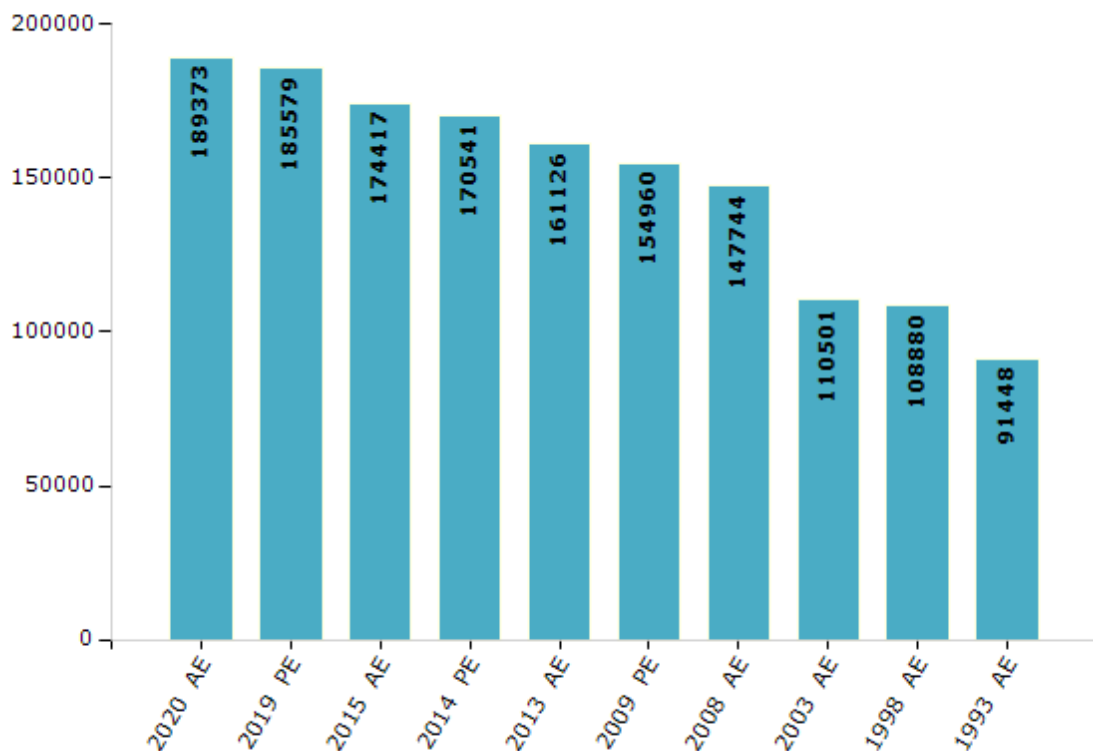


Electoral Features

Electors by Male & Female

Year	Male	Female	Others	Total	Year	Male	Female	Others	Total
2020 AE	101492	87873	8	189373	2003 AE	59011	51490	-	110501
2019 PE	99663	85908	8	185579	1999 PE	-	-	-	-
2015 AE	94157	80250	10	174417	1998 AE	57961	50919	-	108880
2014 PE	92036	78494	11	170541	1993 AE	50296	41152	-	91448
2013 AE	86960	74166	0	161126	1983 AE	-	-	-	-
2009 PE	84063	70897	0	154960	1977 AE	-	-	-	-
2008 AE	79606	68138	-	147744	1972 AE	-	-	-	-
2004 PE	-	-	-	-	1952 AE	-	-	-	-

Number of Electors

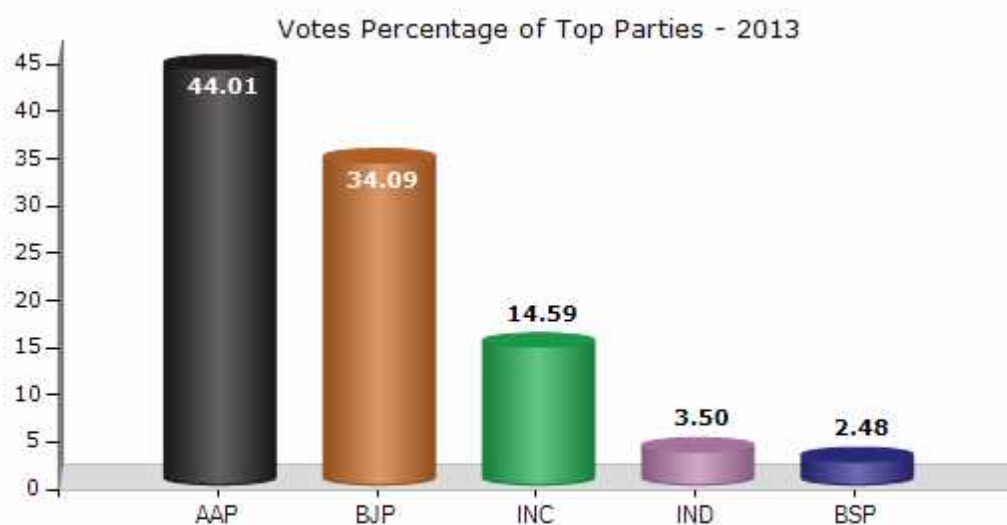


Note : AE : Assembly Election, PE : Assembly Segment of Parliamentary Election

Historical Summary Election Results

Summary Result of Assembly Election - 2013

Candidate Name	Party	Votes	Votes %
Bandana Kumari	AAP	47235	44.01
Ravinder Nath Bansal	BJP	36584	34.09
Naresh Kumar Gupta	INC	15659	14.59
G.L. Khanna	IND	3751	3.5
Raj Kumar	BSP	2664	2.48
Surender Pal Singh	RVNP	315	0.29
Bilakshan	BJDI	192	0.18
	NOTA	922	0.86



Polling Station Level Election Results

Number and Name of Polling Stations (PS) (2020)

Number of Polling Stations	Name of Polling Stations	Number of Polling Stations	Name of Polling Stations
1	North Delhi Municipal Corporation Primary School, Ed-Block, Pitam Pura	22	Sarvodaya Co-Ed Sr Sec. School, Zp-Block Pitampura
2	North Delhi Municipal Corporation Primary School, Ed-Block, Pitam Pura	23	Sarvodaya Co-Ed Sr Sec. School, Zp-Block Pitampura
3	North Delhi Municipal Corporation Primary School, Ed-Block, Pitam Pura	24	Sarvodaya Co-Ed Sr Sec. School, Zp-Block Pitampura
4	North Delhi Municipal Corporation Primary School, Ed-Block, Pitam Pura	25	North Delhi Municipal Corporation Primary Co-Ed Vidyalaya, Sp-Block, Pitam Pura
5	North Delhi Municipal Corporation Primary School, Ed-Block, Pitam Pura	26	North Delhi Municipal Corporation Primary Co-Ed Vidyalaya, Sp-Block, Pitam Pura
6	Maharaja Agersen Model Sr Sec School Block-Cd,Pitampura	27	North Delhi Municipal Corporation Primary Co-Ed Vidyalaya, Sp-Block, Pitam Pura
7	Maharaja Agersen Model Sr Sec School Block-Cd,Pitampura	28	Kendriya Vidyalaya Block-Tp,Pitampura
8	Darbari Lal Dav Model School, Block-Nd, Pitam Pura	29	Kendriya Vidyalaya Block-Tp,Pitampura
9	Darbari Lal Dav Model School, Block-Nd, Pitam Pura	30	Kendriya Vidyalaya Block-Tp,Pitampura
10	Darbari Lal Dav Model School, Block-Nd, Pitam Pura	31	Kendriya Vidyalaya Block-Tp,Pitampura
11	Darbari Lal Dav Model School, Block-Nd, Pitam Pura	32	Kendriya Vidyalaya Block-Tp,Pitampura
12	Darbari Lal Dav Model School, Block-Nd, Pitam Pura	33	North Delhi Municipal Corporation Primary Co-Ed Vidyalaya, Sp-Block, Pitam Pura
13	Sachdeva Public School, Fp- Block, Pitam Pura	34	Kendriya Vidyalaya Block-Tp,Pitampura
14	Sachdeva Public School, Fp- Block, Pitam Pura	35	North Delhi Municipal Corporation Primary Co-Ed Vidyalaya, Sp-Block, Pitam Pura
15	Sachdeva Public School, Fp- Block, Pitam Pura	36	North Delhi Municipal Corporation Primary Co-Ed Vidyalaya, Sp-Block, Pitam Pura
16	Sachdeva Public School, Fp- Block, Pitam Pura	37	Govt. Girls Sr. Sec. School Block-Su,Pitampura
17	Sachdeva Public School, Fp- Block, Pitam Pura	38	Govt. Girls Sr. Sec. School Block-Su,Pitampura
18	Sachdeva Public School, Fp- Block, Pitam Pura	39	Govt. Girls Sr. Sec. School Block-Su,Pitampura
19	Sachdeva Public School, Fp- Block, Pitam Pura	40	Govt. Girls Sr. Sec. School Block-Su,Pitampura
20	Sachdeva Public School, Fp- Block, Pitam Pura	41	M C Pry. School Block-Lu Pitampura
21	Sarvodaya Co-Ed Sr Sec. School, Zp-Block Pitampura	42	M C Pry. School Block-Lu Pitampura

Contd....

Polling Station Level Election Results

Polling Station-wise Votes Secured by Overall Top Five Parties in Shalimar Bagh Assembly in Assembly Election (AE) under Chandni Chowk Parliamentary Constituency in Delhi (2020)

Number of Polling Station	Winner - Bandana Kumari (AAP)	Runner-up - Rekha Gupta (BJP)	3rd - J S Nayol (INC)	4th - Mohit (BSP)	5th - Suresh (IND)	NOTA	Other	Total Votes Secured
36	165	244	5	1	0	2	1	418
37	282	472	18	1	0	5	0	778
38	314	352	18	1	0	2	1	688
39	251	394	14	1	0	4	2	666
40	425	379	17	2	0	4	3	830
41	335	577	15	1	1	6	0	935
42	257	255	11	0	1	1	1	526
43	432	362	12	1	0	2	2	811
44	367	495	12	2	0	3	5	884
45	394	408	18	1	0	3	7	831
46	109	271	17	2	0	3	1	403
47	358	214	14	0	1	1	3	591
48	330	451	21	0	0	2	7	811
49	356	582	15	1	0	9	0	963
50	201	423	15	1	0	9	1	650
51	244	513	7	2	0	3	2	771
52	274	144	6	1	0	4	4	433
53	195	80	6	0	0	0	2	283
54	289	396	20	1	0	1	3	710
55	337	611	17	2	0	6	7	980
56	377	497	14	4	0	5	3	900
57	403	380	18	4	1	6	4	816
58	657	158	17	4	14	9	7	866
59	308	321	15	3	2	1	4	654
60	263	282	15	1	1	6	4	572
61	403	234	17	5	3	4	4	670
62	316	190	12	4	1	2	3	528
63	338	292	8	2	1	5	4	650
64	169	202	3	0	0	4	1	379
65	505	155	18	17	5	2	3	705
66	372	211	12	24	1	7	1	628
67	500	162	7	42	4	2	8	725
68	402	145	6	49	1	4	15	622
69	529	194	9	39	2	1	12	786
70	504	167	14	38	8	5	11	747

Contd....

Polling Station Level Election Results

Winner, Runner-up and 3rd Party Position & Winning Margin According to Polling Stations in Shalimar Bagh Assembly in Assembly Election (AE) under Chandni Chowk Parliamentary Constituency in Delhi (2020)

Polling Station Number	Winner Party	Winner Votes (%)	Runner-up Party	Runner-up Votes (%)	Winning Margin Votes (%)	Third Party	Third Party Votes (%)	Other Votes (%)
71	AAP	381 (55.3)	BJP	280 (40.64)	101 (14.66)	INC	12 (1.74)	16 (2.32)
72	AAP	545 (57.49)	BJP	381 (40.19)	164 (17.3)	INC	6 (0.63)	16 (1.69)
73	BJP	316 (58.09)	AAP	211 (38.79)	105 (19.3)	INC	9 (1.65)	8 (1.47)
74	AAP	350 (48.68)	BJP	339 (47.15)	11 (1.53)	BSP	10 (1.39)	20 (2.78)
75	AAP	460 (62.42)	BJP	232 (31.48)	228 (30.94)	INC	23 (3.12)	22 (2.99)
76	AAP	381 (52.62)	BJP	303 (41.85)	78 (10.77)	INC	17 (2.35)	23 (3.18)
77	BJP	316 (51.72)	AAP	270 (44.19)	46 (7.53)	INC	20 (3.27)	5 (0.82)
78	AAP	187 (50.13)	BJP	175 (46.92)	12 (3.21)	INC	5 (1.34)	6 (1.61)
79	AAP	484 (56.61)	BJP	318 (37.19)	166 (19.42)	INC	20 (2.34)	33 (3.86)
80	AAP	651 (75)	BJP	181 (20.85)	470 (54.15)	INC	12 (1.38)	24 (2.76)
81	AAP	604 (65.72)	BJP	264 (28.73)	340 (36.99)	INC	22 (2.39)	29 (3.16)
82	BJP	340 (60.5)	AAP	198 (35.23)	142 (25.27)	INC	15 (2.67)	9 (1.6)
83	AAP	178 (66.17)	BJP	72 (26.77)	106 (39.4)	INC	8 (2.97)	11 (4.09)
84	AAP	598 (76.86)	BJP	120 (15.42)	478 (61.44)	BSP	31 (3.98)	29 (3.73)
85	AAP	607 (69.93)	BJP	217 (25)	390 (44.93)	INC	12 (1.38)	32 (3.69)
86	AAP	492 (73.21)	BJP	139 (20.68)	353 (52.53)	INC	19 (2.83)	22 (3.27)
87	AAP	400 (55.63)	BJP	261 (36.3)	139 (19.33)	INC	30 (4.17)	28 (3.89)
88	AAP	402 (49.81)	BJP	380 (47.09)	22 (2.72)	BSP	9 (1.12)	16 (1.98)
89	AAP	426 (49.25)	BJP	396 (45.78)	30 (3.47)	BSP	18 (2.08)	25 (2.89)
90	BJP	373 (48.19)	AAP	367 (47.42)	6 (0.77)	INC	21 (2.71)	13 (1.68)
91	BJP	229 (49.57)	AAP	223 (48.27)	6 (1.3)	INC	5 (1.08)	5 (1.08)
92	AAP	280 (62.5)	BJP	143 (31.92)	137 (30.58)	INC	9 (2.01)	16 (3.57)
93	AAP	437 (54.83)	BJP	331 (41.53)	106 (13.3)	INC	15 (1.88)	14 (1.76)
94	AAP	465 (56.43)	BJP	333 (40.41)	132 (16.02)	INC	9 (1.09)	17 (2.06)
95	AAP	321 (51.03)	BJP	285 (45.31)	36 (5.72)	INC	10 (1.59)	13 (2.07)
96	AAP	339 (58.05)	BJP	214 (36.64)	125 (21.41)	INC	10 (1.71)	21 (3.6)
97	AAP	277 (50.92)	BJP	255 (46.88)	22 (4.04)	INC	6 (1.1)	6 (1.1)
98	AAP	257 (55.75)	BJP	186 (40.35)	71 (15.4)	BSP	6 (1.3)	12 (2.6)
99	AAP	516 (64.99)	BJP	247 (31.11)	269 (33.88)	INC	12 (1.51)	19 (2.39)
100	AAP	404 (66.45)	BJP	193 (31.74)	211 (34.71)	INC	4 (0.66)	7 (1.15)
101	AAP	247 (57.85)	BJP	166 (38.88)	81 (18.97)	INC	6 (1.41)	8 (1.87)
102	AAP	687 (72.24)	BJP	232 (24.4)	455 (47.84)	INC	16 (1.68)	16 (1.68)
103	BJP	425 (63.15)	AAP	230 (34.18)	195 (28.97)	INC	9 (1.34)	9 (1.34)
104	BJP	318 (59.44)	AAP	200 (37.38)	118 (22.06)	INC	8 (1.5)	9 (1.68)
105	AAP	244 (50.1)	BJP	228 (46.82)	16 (3.28)	INC	6 (1.23)	9 (1.85)

Contd....

MCD Election Results

Number and Name of Ward (2017)

Number of Ward	Name of Ward	Number of Ward	Name of Ward
061N	Haiderpur		
062N	Shalimar Bagh -North		
063N	Shalimar Bagh -South		
064N	Pitampura		

Number and Name of Ward (2012)

Number of Ward	Name of Ward	Number of Ward	Name of Ward
53	Pitampura South		
54	Pitampura North (W)		
55	Shalimar Bagh North		
56	Shalimar Bagh South (W)		

MCD Election Results

Ward-wise Winner & Runner-up in Shalimar Bagh Assembly Constituency (MCD Election 2017)

MCD Ward Number	Winner Party	Winner Votes (%)	Runner-up Party	Runner-up Votes (%)	Winning Margin Votes (%)
061N	BJP	9897 (38.57)	AAP	6655 (25.94)	3242 (12.63)
062N	BJP	9975 (48.25)	AAP	6422 (31.06)	3553 (17.19)
063N	BJP	10349 (45.99)	AAP	6560 (29.15)	3789 (16.84)
064N	BJP	11778 (53.19)	AAP	6927 (31.28)	4851 (21.91)

MCD Election Results

Summary Result of Ward 061 N (Haiderpur) : MCD Election - 2017

Candidate Name	Party	Votes	Votes%
Ward 061 N : Haiderpur			
Sujeet Thakur	BJP	9897	38.57
Surender Singh	AAP	6655	25.94
Sidharth	INC	6058	23.61
Neha	BSP	1206	4.7
Jogender	JD(U)	637	2.48
Amitab Poddar	IND	257	1
Chander Mohan	IND	247	0.96
Hement Singh Negi	IND	244	0.95
Ravindar Kumar	IND	74	0.29
Ranjeet Verma	IND	73	0.28
Shri Dutt Sharma	IND	54	0.21
Satish Singal	IND	45	0.18
	NOTA	210	0.82

DISCLAIMER

The Terms of Use and Disclaimer of Datanet India Private Limited (hereinafter referred to as "Datanet") for use of this analysis report of **Shalimar Bagh Assembly Constituency (Shalimar Bagh Vidhan Sabha)** :-

1. **Assembly Factbook™** is a Registered Trade Mark owned by Datanet.
2. All the maps are sketched and graphical representation only and have not been drawn to the scale and also not to represent the actual geographical area or boundary of the unit.
3. The data for the aforesaid analysis is based on authentic sources and has been culled from the various publications of Census, CSO and NSSO for district and block level data, various central and state government departments, Central & State Elections Commissions and the concerned Returning Officers' releases, Electoral Rolls, Election results and allied publications, internal assessment, surveys, estimates and analysis. Therefore, certain adjustment of data at micro level may have been done to arrive closer to the macro data.
4. Data have been provided on an "As Is" and "As AVAILABLE" basis
5. The colours shown in the maps or diagram and charts of a particular party, alliance or AC are indicative and do not represent them.
6. This publication which includes maps, sheets, graphs and data would be the property under copyright of Datanet only. The user may use these for its internal study, analysis and research purposes. It's public display, re-selling or any commercial uses by the user are not allowed.
7. Datanet has taken due care and caution in compilation and processing of data and allied information, but does not guarantee the accuracy, adequacy or completeness of any information/analysis and will be not responsible for any errors or omissions or for the results obtained from the use of such information/analysis.
8. All the contents for the publication have been culled from various authentic sources and Datanet reasonably believes such sources to be reliable, but does not make any representations, express or implied as to the accuracy or fitness of use of such information. The information or contents of the information/analysis do not constitute advice and should not be relied upon in making (or refraining from making) any decision. Any reliance placed upon the information provided by Datanet is the sole responsibility and strictly at the user's risk.
9. In no event will Datanet be liable for any damages (including, without limitation, damages for loss of business projects, or loss of profits) arising in contract, tort or otherwise from the use of or inability to use any of its contents, or from any action taken (or refrained from being taken) as a result of using the analysis or any of its contents. Datanet its directors, owners, editors, officials, employees, distributor and agents or any associate will not be liable for any errors in the information contained or any consequences arising from the use of the contents of the provided information/analysis.
10. If any provision of these terms and conditions is held invalid or illegal or unenforceable for any reason by any court of competent jurisdiction, such provision shall be severed and the remainder of provisions of the terms and conditions shall continue in full force and effect as if the Term of Use had been executed with the invalid, illegal or unenforceable provision eliminated.
11. If there are any discrepancies in the information provided, please bring it to attention of Datanet for suitable rectification measures.

**Buy Online This Complete Book At
Datanet India eBooks Store**

www.indiastatpublications.com

or go directly at

[http://www.indiastatpublications.com/
Assembly_factbook/Delhi/Chandni_Chowk/Shalimar_Bagh](http://www.indiastatpublications.com/Assembly_factbook/Delhi/Chandni_Chowk/Shalimar_Bagh)



i **india**stat**elections**

ISBN : 978-03-5293-455-3



9 789352 934553