



Delhi

Assembly Factbook™

Tri Nagar Assembly Constituency

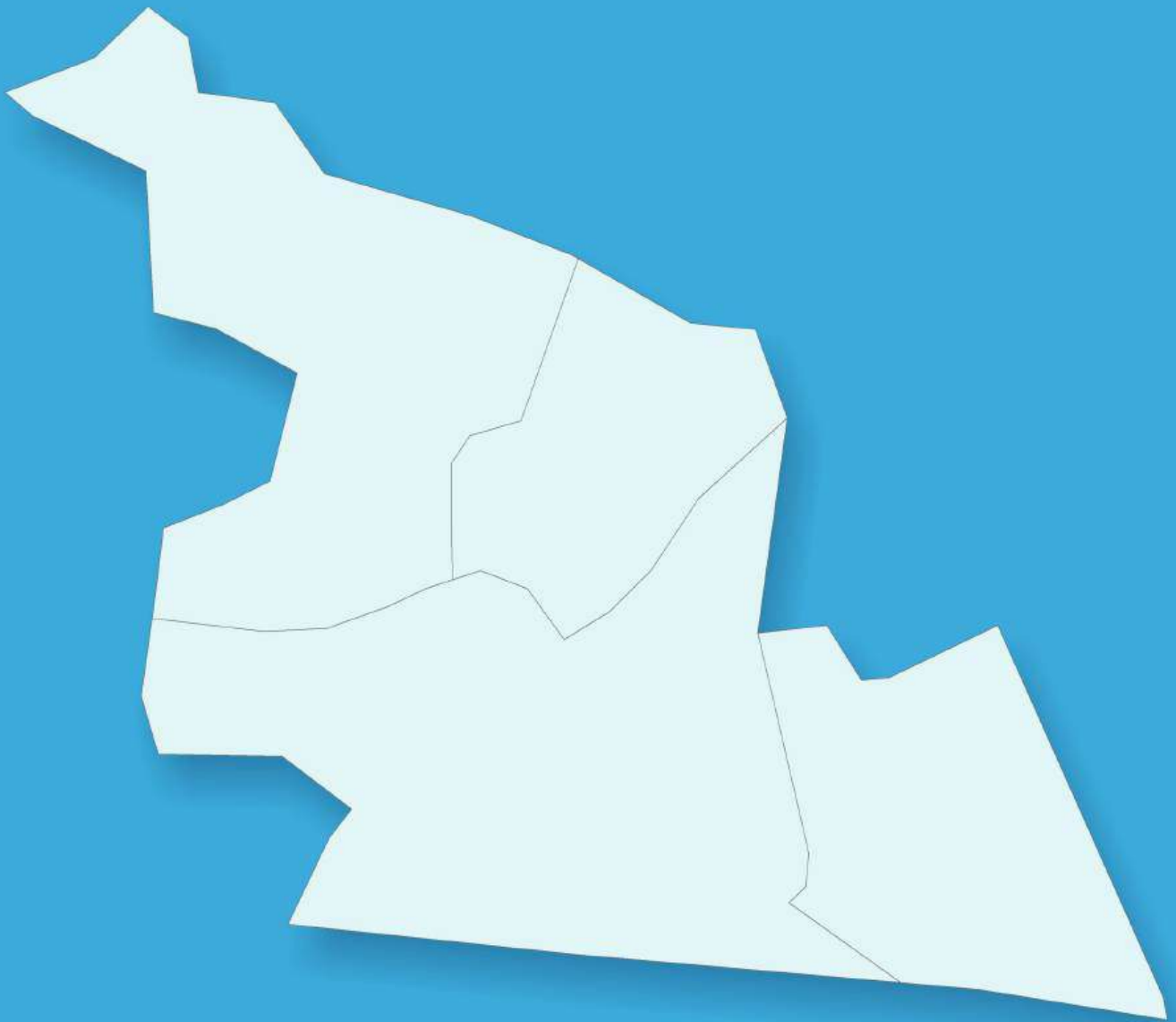


Key Electoral Data of Tri Nagar
Assembly Constituency (Vidhan Sabha)

Delhi

Assembly Factbook™

Tri Nagar Assembly Constituency



Tri Nagar Vidhan Sabha

Editor & Director

Dr. R.K. Thukral

Research Editor

Dr. Shafeeq Rahman

Compiled, Researched and Published by Datanet India Pvt. Ltd.

D-100, 1st Floor,

Okhla Industrial Area, Phase-I,
New Delhi- 110020.

Ph.: 91-11- 43580781-84

Email : support@indiastatpublications.com

Website : www.indiastatelections.com

Online Book Store :

www.indiastatpublications.com

Report No. : AFB/DL-16-0125

ISBN : 978-93-5293-459-1

First Edition : January, 2018

Eighth Updated Edition : January, 2025

Price : Rs. 11500/-

US\$ 310

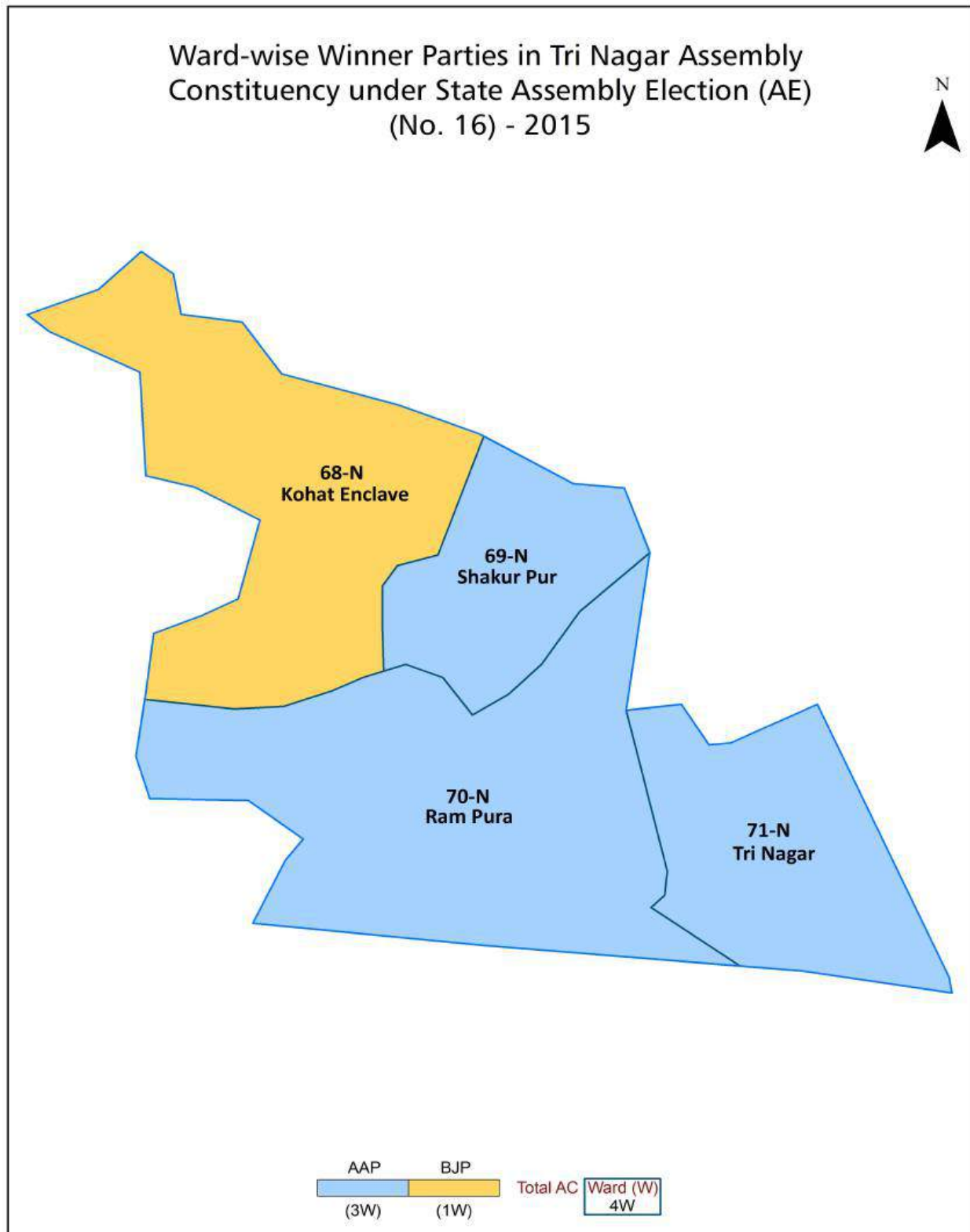
© Datanet India Pvt. Ltd.

All rights reserved. No part of this book may be reproduced, stored in a retrieval system or transmitted in any form or by any means, mechanical photocopying, photographing, scanning, recording or otherwise without the prior written permission of the publisher. Please refer to Disclaimer at page no. 168 for the use of this publication.

Printed in India

No.	Particulars	Page No.
1	Introduction Assembly Constituency at a Glance Features of Assembly as per Delimitation Commission of India (2008)	1-2
2	Location and Political Maps Location Map Boundaries of Assembly Constituency in District Boundaries of Assembly Constituency under Parliamentary Constituency Ward-wise Winner Parties- 2025, 2024, 2020, 2019, 2015, 2014, 2013, 2009 and 2008	3-11
3	Administrative Setup & Demographics (2011) Ward Name Ward Number Population Population by Ward Sex Ratio Religious Population Social Population	12
4	Electoral Features Important Dates of Last Elections Held Electors by Gender Service Electors Voters Voters Turnout Polling Stations & Average Number of Electors per Polling Station Electors by Age Group Present Elected Representatives	13-18
5	Historical Summary Election Results Vote Share of Major Parties Winning Margin (Number & Percentage Polarity Summary Result of Assembly Segment of Parliamentary Election 2024, 2019, 2014, 2009, 2004 and 1999 Summary Result of Assembly Elections 2025, 2020, 2015, 2013, 2008, 2003, 1998 and 1993	19-35
6	Polling Station Level Election Results Name and Number of Polling Station 2025, 2024, 2020, 2019, 2015, 2014, 2013, 2009 and 2008 Polling Station-wise Electoral, Voter & Voter Turnout 2025, 2024, 2020, 2019, 2015, 2014, 2013, 2009 and 2008 Polling Station wise Elections Results 2025, 2024, 2020, 2019, 2015, 2014, 2013, 2009 & 2008	36-150
7	MCD Ward Election Result MCD Election 2017 and 2012	151-161
8	Share of Assembly Constituency Share of Assembly Constituency in State and Parliamentary Constituency	162
9	Abbreviation & Sources	165-166
10	Disclaimer	168

Location & Political Map

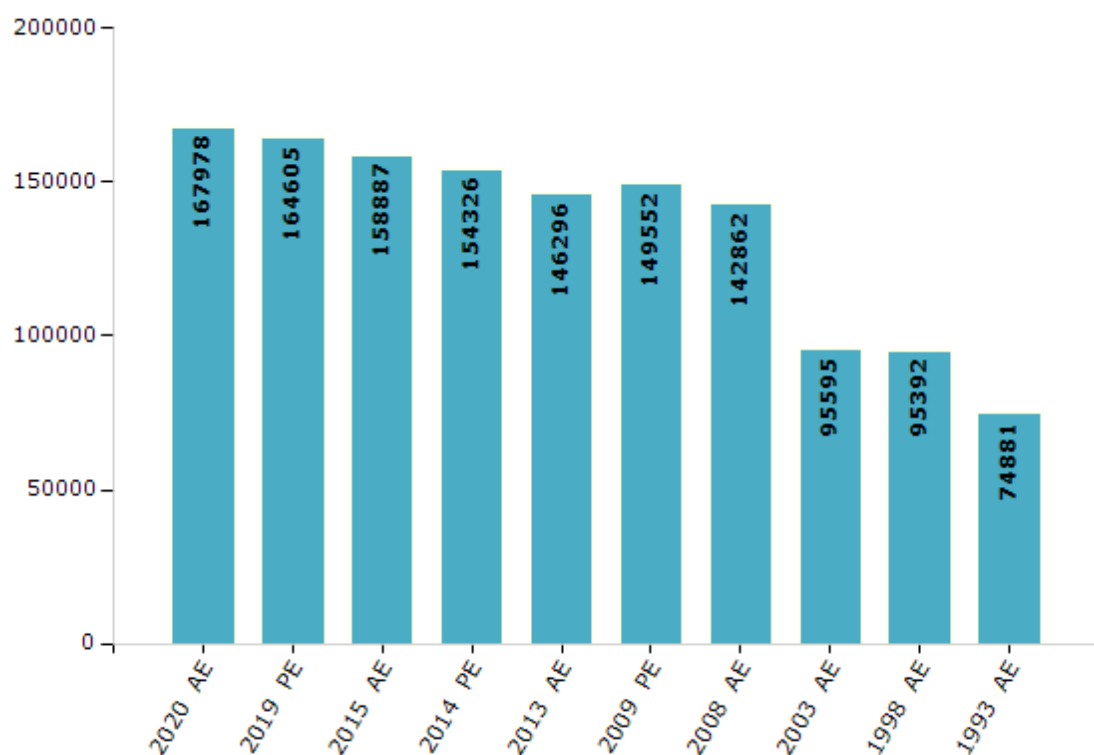


Electoral Features

Electors by Male & Female

Year	Male	Female	Others	Total	Year	Male	Female	Others	Total
2020 AE	90912	77062	4	167978	2003 AE	54097	41498	-	95595
2019 PE	89267	75336	2	164605	1999 PE	-	-	-	-
2015 AE	87319	71565	3	158887	1998 AE	54201	41191	-	95392
2014 PE	84888	69435	3	154326	1993 AE	41204	33677	-	74881
2013 AE	80593	65700	3	146296	1983 AE	-	-	-	-
2009 PE	84339	65213	0	149552	1977 AE	-	-	-	-
2008 AE	79868	62994	-	142862	1972 AE	-	-	-	-
2004 PE	-	-	-	-	1952 AE	-	-	-	-

Number of Electors



Note : AE : Assembly Election, PE : Assembly Segment of Parliamentary Election

Historical Summary Election Results

Summary Result of Assembly Election - 2013

Candidate Name	Party	Votes	Votes %
Nand Kishore Garg	BJP	36970	35.78
Jitender Singh Tomar	AAP	34161	33.06
Anil Bhardwaj	INC	24962	24.16
Ravi Raj Yadav	BSP	2451	2.37
Dharmendra Kumar Ray	IND	2313	2.24
Mohmad Zuber	SP	347	0.34
M. S. Subramanian	DMDK	298	0.29
Pawan	IND	257	0.25
Shiv Prakash Bansal	IND	253	0.24
K. Kannan	RLD	157	0.15
Narender Singhal	IND	122	0.12
Sukhdev Paswan	RVNP	100	0.1
Tek Chand	IND	96	0.09
Suleman Khan	JD(U)	91	0.09
Sunder Singh Khari	RKSP	74	0.07
Iliyash	IBSP	74	0.07
Sikander Ali	PECP	61	0.06
	NOTA	548	0.53

Polling Station Level Election Results

Number and Name of Polling Stations (PS) (2020)

Number of Polling Stations	Name of Polling Stations	Number of Polling Stations	Name of Polling Stations
1	Mcd Primary School (Co-Ed) Pitampura Village	22	Govt. Sarvodaya Vidyalaya No.1, Shakurpur, Delhi-110034
2	Mcd Primary School (Co-Ed) Pitampura Village	23	Govt.Boys Sr. Sec. School No.2 Shakurpur Delhi-110034
3	Mcd Primary School (Co-Ed) Pitampura Village	24	Govt.Boys Sr. Sec. School No.2 Shakurpur Delhi-110034
4	Mcd Primary School (Co-Ed) Pitampura Village	25	Govt.Boys Sr. Sec. School No.2 Shakurpur Delhi-110034
5	Mcd Primary School (Co-Ed) Pitampura Village	26	Govt.Boys Sr. Sec. School No.2 Shakurpur Delhi-110034
6	Mcd Primary School (Co-Ed) Pitampura Village	27	Govt.Boys Sr. Sec. School No.2 Shakurpur Delhi-110034
7	North Mcd Nigam Pratibha Vidhyalaya, Harsh Vihar, Delhi-110034	28	Rissing Star Academy Raj Nagar Pitampura
8	North Mcd Nigam Pratibha Vidhyalaya, Harsh Vihar, Delhi-110034	29	Rissing Star Academy Raj Nagar Pitampura
9	North Mcd Nigam Pratibha Vidhyalaya, Harsh Vihar, Delhi-110034	30	Rissing Star Academy Raj Nagar Pitampura
10	North Mcd Nigam Pratibha Vidhyalaya, Harsh Vihar, Delhi-110034	31	Govt. Sarvodaya Bal Vidhyala Anand Vas (Lok Vihar)
11	St. Columbo Sr. Sec. School Maharana Pratap Enclave Pitam Pura	32	Govt. Sarvodaya Bal Vidhyala Anand Vas (Lok Vihar)
12	St. Columbo Sr. Sec. School Maharana Pratap Enclave Pitam Pura	33	Govt. Sarvodaya Bal Vidhyala Anand Vas (Lok Vihar)
13	St. Columbo Sr. Sec. School Maharana Pratap Enclave Pitam Pura	34	North Mcd Nigam Pratibha Vidhyalaya, Harsh Vihar, Delhi-110034
14	St. Columbo Sr. Sec. School Maharana Pratap Enclave Pitam Pura	35	Laurel High School Near Aggarsain Bhawan Pitam Pura Village
15	Nigam Pratibha School Sri Nagar New Shakurpur, Keshav Puram Zone Delhi-110034	36	Laurel High School Near Aggarsain Bhawan Pitam Pura Village
16	Nigam Pratibha School Sri Nagar New Shakurpur, Keshav Puram Zone Delhi-110034	37	Govt. Girls Sr.Secondary School, Anandvas, Kohat Enclave, Delhi-110034
17	Nigam Pratibha School Sri Nagar New Shakurpur, Keshav Puram Zone Delhi-110034	38	Govt. Girls Sr.Secondary School, Anandvas, Kohat Enclave, Delhi-110034
18	Nigam Pratibha School Sri Nagar New Shakurpur, Keshav Puram Zone Delhi-110034	39	Govt. Girls Sr.Secondary School, Anandvas, Kohat Enclave, Delhi-110034
19	Govt. Sarvodaya Vidyalaya No.1, Shakurpur, Delhi-110034	40	Govt. Girls Sr.Secondary School, Anandvas, Kohat Enclave, Delhi-110034
20	Govt. Sarvodaya Vidyalaya No.1, Shakurpur, Delhi-110034	41	Govt. Sarvodaya Bal Vidhyala Anand Vas (Lok Vihar)
21	Govt. Sarvodaya Vidyalaya No.1, Shakurpur, Delhi-110034	42	Govt. Sarvodaya Bal Vidhyala Anand Vas (Lok Vihar)

Contd....

Polling Station Level Election Results

Polling Station-wise Votes Secured by Overall Top Five Parties in Tri Nagar Assembly in Assembly Election (AE) under Chandni Chowk Parliamentary Constituency in Delhi (2020)

Number of Polling Station	Winner - Preeti Tomar (AAP)	Runner-up - Tilak Ram Gupta (BJP)	3rd - Kamal Kant Sharma (INC)	4th - Aruna (BSP)	5th - Subhash (ASSP)	NOTA	Other	Total Votes Secured
36	238	321	17	1	0	6	0	583
37	317	442	18	1	0	3	2	783
38	280	381	27	1	0	2	0	691
39	287	346	15	4	0	1	0	653
40	163	438	13	0	0	5	1	620
41	326	571	32	0	0	7	1	937
42	375	436	38	1	1	3	2	856
43	362	277	22	5	1	0	5	672
44	342	491	34	1	0	7	1	876
45	323	531	11	0	1	4	0	870
46	443	323	26	5	2	4	5	808
47	308	303	18	0	1	3	1	634
48	338	299	13	7	1	1	4	663
49	281	203	7	2	0	0	0	493
50	276	330	11	1	1	0	2	621
51	277	211	13	2	0	2	0	505
52	581	112	33	4	1	2	7	740
53	397	120	27	2	3	3	4	556
54	534	150	29	1	2	3	3	722
55	614	169	36	6	1	5	4	835
56	281	283	18	0	3	2	1	588
57	466	262	13	1	0	0	5	747
58	350	251	22	2	4	5	2	636
59	592	258	20	11	0	4	3	888
60	390	302	26	0	11	1	5	735
61	589	320	41	2	0	4	3	959
62	534	132	22	2	0	4	6	700
63	405	99	16	0	1	3	4	528
64	358	139	35	2	0	0	0	534
65	472	294	23	1	0	0	2	792
66	405	214	27	3	0	1	3	653
67	471	338	22	3	0	4	3	841
68	533	169	57	5	1	2	5	772
69	420	174	20	1	2	5	0	622
70	591	200	49	25	0	5	5	875

Contd....

Polling Station Level Election Results

Winner, Runner-up and 3rd Party Position & Winning Margin According to Polling Stations in Tri Nagar Assembly in Assembly Election (AE) under Chandni Chowk Parliamentary Constituency in Delhi (2020)

Polling Station Number	Winner Party	Winner Votes (%)	Runner-up Party	Runner-up Votes (%)	Winning Margin Votes (%)	Third Party	Third Party Votes (%)	Other Votes (%)
71	AAP	545 (70.05)	BJP	192 (24.68)	353 (45.37)	INC	36 (4.63)	5 (0.64)
72	AAP	445 (70.3)	BJP	160 (25.28)	285 (45.02)	INC	18 (2.84)	10 (1.58)
73	AAP	627 (74.91)	BJP	177 (21.15)	450 (53.76)	INC	14 (1.67)	19 (2.27)
74	AAP	594 (71.31)	BJP	210 (25.21)	384 (46.1)	INC	19 (2.28)	10 (1.2)
75	AAP	440 (58.05)	BJP	267 (35.22)	173 (22.83)	INC	35 (4.62)	16 (2.11)
76	AAP	457 (56.56)	BJP	279 (34.53)	178 (22.03)	INC	57 (7.05)	15 (1.86)
77	AAP	475 (71.54)	BJP	135 (20.33)	340 (51.21)	INC	44 (6.63)	10 (1.51)
78	AAP	478 (64.86)	BJP	198 (26.87)	280 (37.99)	INC	47 (6.38)	14 (1.9)
79	AAP	654 (73.98)	BJP	176 (19.91)	478 (54.07)	INC	40 (4.52)	14 (1.58)
80	AAP	562 (66.12)	BJP	254 (29.88)	308 (36.24)	INC	20 (2.35)	14 (1.65)
81	AAP	624 (72.06)	BJP	217 (25.06)	407 (47)	INC	17 (1.96)	8 (0.92)
82	AAP	589 (78.85)	BJP	131 (17.54)	458 (61.31)	INC	16 (2.14)	11 (1.47)
83	AAP	623 (62.49)	BJP	340 (34.1)	283 (28.39)	INC	24 (2.41)	10 (1)
84	AAP	573 (63.95)	BJP	286 (31.92)	287 (32.03)	INC	22 (2.46)	15 (1.67)
85	AAP	589 (68.33)	BJP	233 (27.03)	356 (41.3)	INC	27 (3.13)	13 (1.51)
86	AAP	510 (62.42)	BJP	279 (34.15)	231 (28.27)	INC	19 (2.33)	9 (1.1)
87	AAP	613 (67.73)	BJP	230 (25.41)	383 (42.32)	INC	24 (2.65)	38 (4.2)
88	AAP	541 (65.58)	BJP	233 (28.24)	308 (37.34)	INC	36 (4.36)	15 (1.82)
89	AAP	569 (61.78)	BJP	298 (32.36)	271 (29.42)	INC	43 (4.67)	11 (1.19)
90	AAP	423 (70.85)	BJP	135 (22.61)	288 (48.24)	INC	32 (5.36)	7 (1.17)
91	AAP	427 (58.33)	BJP	254 (34.7)	173 (23.63)	INC	34 (4.64)	17 (2.32)
92	AAP	582 (72.84)	BJP	181 (22.65)	401 (50.19)	INC	23 (2.88)	13 (1.63)
93	AAP	570 (67.78)	BJP	230 (27.35)	340 (40.43)	INC	31 (3.69)	10 (1.19)
94	AAP	373 (50.82)	BJP	343 (46.73)	30 (4.09)	INC	14 (1.91)	4 (0.54)
95	AAP	551 (62.47)	BJP	283 (32.09)	268 (30.38)	INC	31 (3.51)	17 (1.93)
96	AAP	375 (57.34)	BJP	246 (37.61)	129 (19.73)	INC	18 (2.75)	15 (2.29)
97	AAP	336 (56.47)	BJP	235 (39.5)	101 (16.97)	INC	10 (1.68)	14 (2.35)
98	AAP	539 (64.78)	BJP	253 (30.41)	286 (34.37)	INC	24 (2.88)	16 (1.92)
99	AAP	256 (54.35)	BJP	191 (40.55)	65 (13.8)	INC	15 (3.18)	9 (1.91)
100	AAP	203 (49.51)	BJP	185 (45.12)	18 (4.39)	BSP	12 (2.93)	10 (2.44)
101	AAP	327 (58.5)	BJP	199 (35.6)	128 (22.9)	INC	25 (4.47)	8 (1.43)
102	AAP	350 (49.65)	BJP	332 (47.09)	18 (2.56)	INC	18 (2.55)	5 (0.71)
103	AAP	398 (55.05)	BJP	306 (42.32)	92 (12.73)	INC	16 (2.21)	3 (0.41)
104	AAP	336 (70.15)	BJP	106 (22.13)	230 (48.02)	INC	19 (3.97)	18 (3.76)
105	AAP	241 (50.95)	BJP	211 (44.61)	30 (6.34)	INC	13 (2.75)	8 (1.69)

Contd....

MCD Election Results

Number and Name of Ward (2017)

Number of Ward	Name of Ward	Number of Ward	Name of Ward
068N	Kohat Enclave		
069N	Shakur Pur		
070N	Ram Pura		
071N	Tri Nagar		

Number and Name of Ward (2012)

Number of Ward	Name of Ward	Number of Ward	Name of Ward
61	Tri Nagar		
62	Rampura (W)		
63	Kohat Enclave		
64	Shakurpur (SC)		

MCD Election Results

Ward-wise Winner & Runner-up in Tri Nagar Assembly Constituency (MCD Election 2017)

MCD Ward Number	Winner Party	Winner Votes (%)	Runner-up Party	Runner-up Votes (%)	Winning Margin Votes (%)
068N	BJP	10675 (49.45)	AAP	5328 (24.68)	5347 (24.77)
069N	AAP	8299 (35.71)	INC	6906 (29.71)	1393 (6)
070N	AAP	9466 (41.35)	BJP	8056 (35.19)	1410 (6.16)
071N	BJP	11714 (44.71)	AAP	8352 (31.88)	3362 (12.83)

MCD Election Results

Summary Result of Ward 068 N (Kohat Enclave) : MCD Election - 2017

Candidate Name	Party	Votes	Votes%
Ward 068 N : Kohat Enclave			
Meenakshi	BJP	10675	49.45
Meenu Malhotra	AAP	5328	24.68
Harmeet Kaur Walia	INC	2847	13.19
Arti Garg	IND	2511	11.63
	NOTA	227	1.05

DISCLAIMER

The Terms of Use and Disclaimer of Datanet India Private Limited (hereinafter referred to as "Datanet") for use of this analysis report of **Tri Nagar Assembly Constituency (Tri Nagar Vidhan Sabha)** :-

1. **Assembly Factbook™** is a Registered Trade Mark owned by Datanet.
2. All the maps are sketched and graphical representation only and have not been drawn to the scale and also not to represent the actual geographical area or boundary of the unit.
3. The data for the aforesaid analysis is based on authentic sources and has been culled from the various publications of Census, CSO and NSSO for district and block level data, various central and state government departments, Central & State Elections Commissions and the concerned Returning Officers' releases, Electoral Rolls, Election results and allied publications, internal assessment, surveys, estimates and analysis. Therefore, certain adjustment of data at micro level may have been done to arrive closer to the macro data.
4. Data have been provided on an "As Is" and "As AVAILABLE" basis
5. The colours shown in the maps or diagram and charts of a particular party, alliance or AC are indicative and do not represent them.
6. This publication which includes maps, sheets, graphs and data would be the property under copyright of Datanet only. The user may use these for its internal study, analysis and research purposes. It's public display, re-selling or any commercial uses by the user are not allowed.
7. Datanet has taken due care and caution in compilation and processing of data and allied information, but does not guarantee the accuracy, adequacy or completeness of any information/analysis and will be not responsible for any errors or omissions or for the results obtained from the use of such information/analysis.
8. All the contents for the publication have been culled from various authentic sources and Datanet reasonably believes such sources to be reliable, but does not make any representations, express or implied as to the accuracy or fitness of use of such information. The information or contents of the information/analysis do not constitute advice and should not be relied upon in making (or refraining from making) any decision. Any reliance placed upon the information provided by Datanet is the sole responsibility and strictly at the user's risk.
9. In no event will Datanet be liable for any damages (including, without limitation, damages for loss of business projects, or loss of profits) arising in contract, tort or otherwise from the use of or inability to use any of its contents, or from any action taken (or refrained from being taken) as a result of using the analysis or any of its contents. Datanet its directors, owners, editors, officials, employees, distributor and agents or any associate will not be liable for any errors in the information contained or any consequences arising from the use of the contents of the provided information/analysis.
10. If any provision of these terms and conditions is held invalid or illegal or unenforceable for any reason by any court of competent jurisdiction, such provision shall be severed and the remainder of provisions of the terms and conditions shall continue in full force and effect as if the Term of Use had been executed with the invalid, illegal or unenforceable provision eliminated.
11. If there are any discrepancies in the information provided, please bring it to attention of Datanet for suitable rectification measures.

Buy Online This Complete Book At
Indiastat Publication Book Store

www.indiastatpublications.com

or go directly at

[http://www.indiastatpublications.com/
Assembly_factbook/Delhi/Chandni_Chowk/Tri_Nagar](http://www.indiastatpublications.com/Assembly_factbook/Delhi/Chandni_Chowk/Tri_Nagar)



i indiastat**elections**

ISBN : 978-93-5293-459-1



9 789352 934591