



Delhi

# Assembly Factbook™

Wazirpur Assembly Constituency

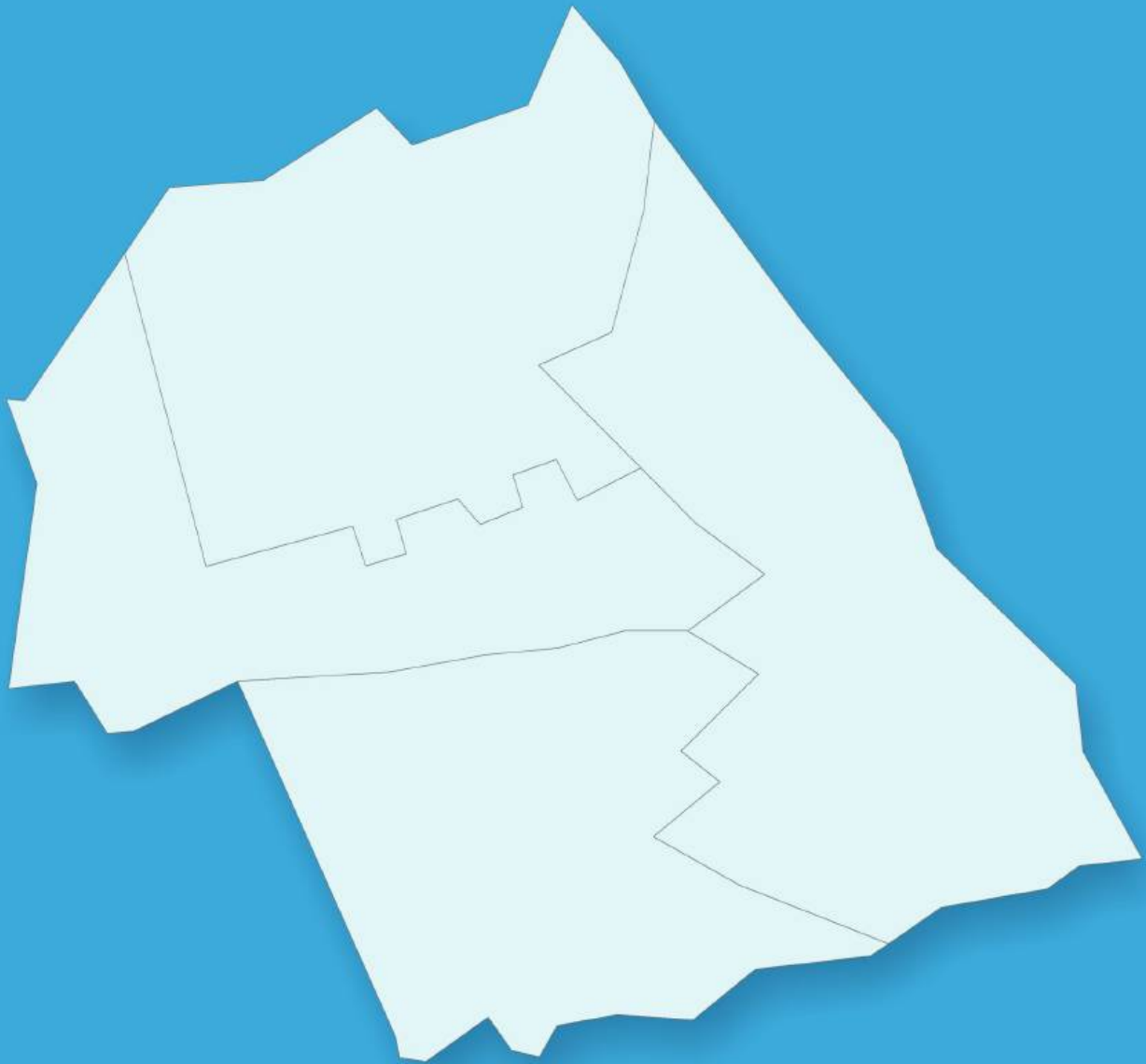


Key Electoral Data of Wazirpur  
Assembly Constituency (Vidhan Sabha)

Delhi

# Assembly Factbook™

Wazirpur Assembly Constituency



Wazirpur Vidhan Sabha

## **Editor & Director**

Dr. R.K. Thukral

## **Research Editor**

Dr. Shafeeq Rahman

## **Compiled, Researched and Published by Datanet India Pvt. Ltd.**

D-100, 1st Floor,

Okhla Industrial Area, Phase-I,  
New Delhi- 110020.

Ph.: 91-11- 43580781-84

Email : support@indiastatpublications.com

Website : www.indiastatelections.com

## **Online Book Store :**

www.indiastatpublications.com

**Report No. :** AFB/DL-17-0123

**ISBN :** 978-93-5293-465-2

**First Edition :** January, 2018

**Sixth Updated Edition :** January, 2023

**Price :** Rs. 11500/-

US\$ 310

© **Datanet India Pvt. Ltd.**

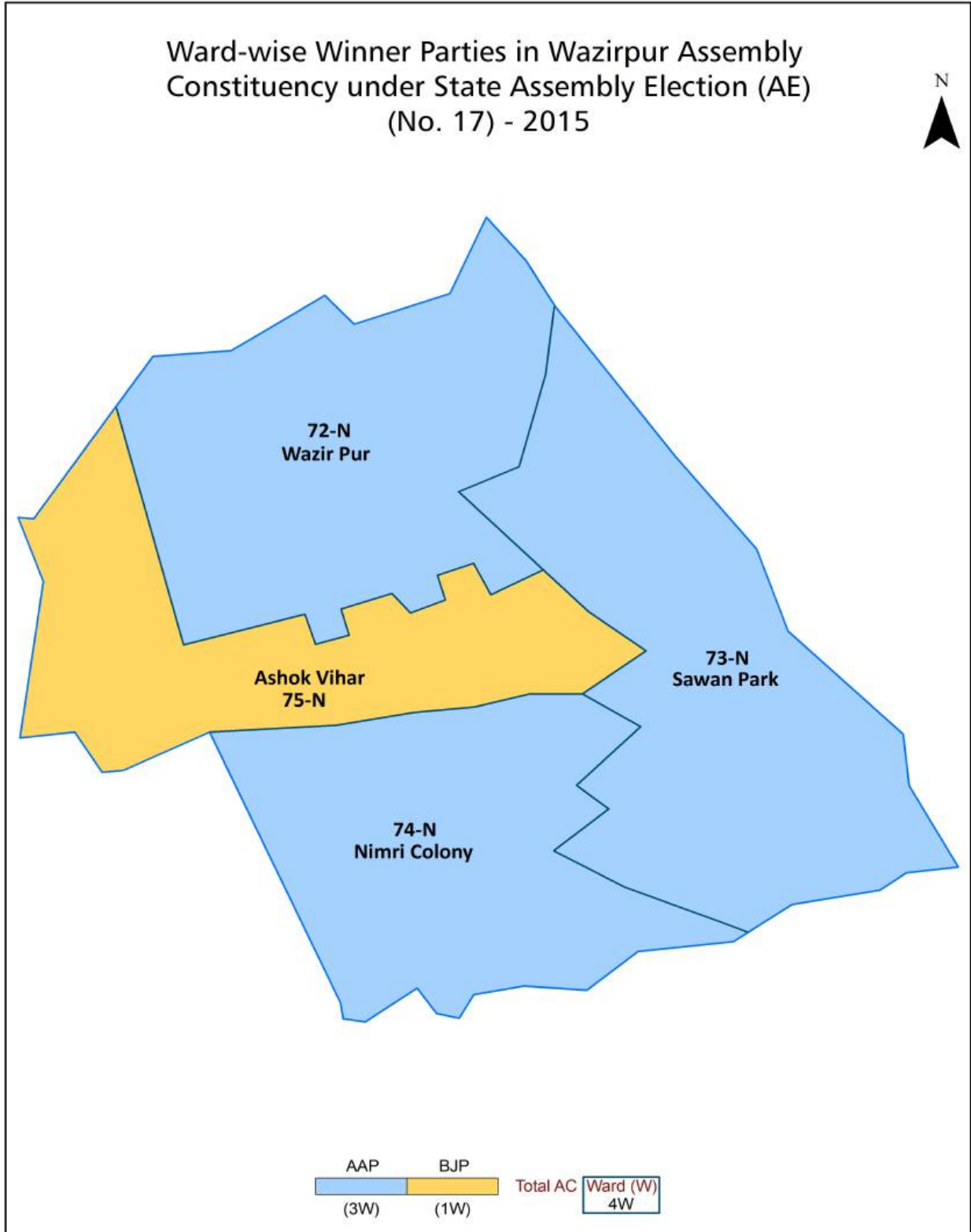
All rights reserved. No part of this book may be reproduced, stored in a retrieval system or transmitted in any form or by any means, mechanical photocopying, photographing, scanning, recording or otherwise without the prior written permission of the publisher. Please refer to Disclaimer at page no. 181 for the use of this publication.

Printed in India

## Contents

No.	Particulars	Page No.
<b>1</b>	<b>Introduction</b> Assembly Constituency at a Glance   Features of Assembly as per Delimitation Commission of India (2008)	<b>1-2</b>
<b>2</b>	<b>Location and Political Maps</b> Location Map   Boundaries of Assembly Constituency in District   Boundaries of Assembly Constituency under Parliamentary Constituency   Ward-wise Winner Parties- 2020, 2019, 2015, 2014, 2013, 2009 and 2008	<b>3-11</b>
<b>3</b>	<b>Administrative Setup &amp; Demographics (2011)</b> Ward Name   Ward Number   Population   Population by Ward   Sex Ratio   Religious Population   Social Population	<b>12</b>
<b>4</b>	<b>Electoral Features</b> Important Dates of Last Elections Held   Electors by Gender   Service Electors   Voters   Voters Turnout   Polling Stations & Average Number of Electors per Polling Station   Electors by Age Group   Present Elected Representatives	<b>13-18</b>
<b>5</b>	<b>Historical Summary Election Results</b> Vote Share of Major Parties   Winning Margin (Number & Percentage)   Polarity   Summary Result of Assembly Segment of Parliamentary Election 2019, 2014, 2009, 2004 and 1999   Summary Result of Assembly Elections 2020, 2015, 2013, 2008, 2003, 1998 and 1993	<b>19-35</b>
<b>6</b>	<b>Polling Station Level Election Results</b> Name and Number of Polling Station 2020, 2019, 2015, 2014, 2013, 2009 and 2008   Polling Station-wise Electoral, Voter & Voter Turnout 2020, 2019, 2015, 2014, 2013, 2009 and 2008   Polling Station wise Elections Results 2020, 2019, 2015, 2014, 2013, 2009 and 2008	<b>36-163</b>
<b>7</b>	<b>MCD Ward Election Result</b> MCD Election 2017 and 2012	<b>164-174</b>
<b>8</b>	<b>Share of Assembly Constituency</b> Share of Assembly Constituency in State and Parliamentary Constituency	<b>175</b>
<b>9</b>	<b>Abbreviation &amp; Sources</b>	<b>178-179</b>
<b>10</b>	<b>Disclaimer</b>	<b>181</b>

Location & Political Map

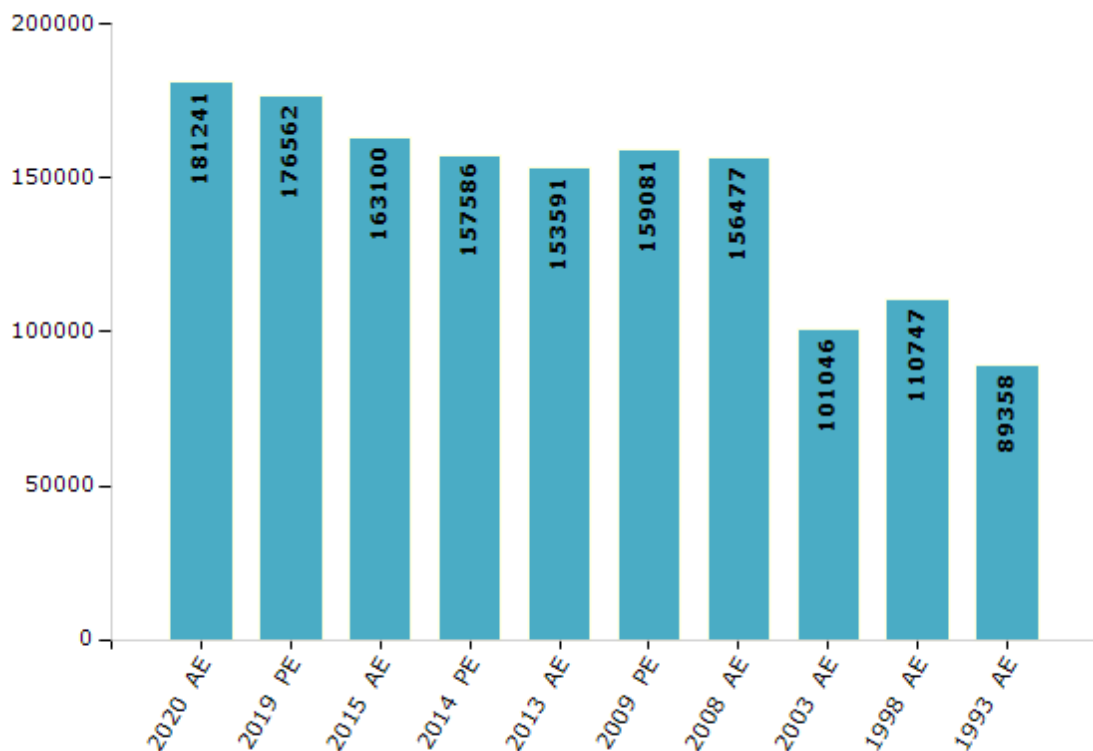


## Electoral Features

### Electors by Male & Female

Year	Male	Female	Others	Total	Year	Male	Female	Others	Total
2020 AE	100557	80669	15	181241	2003 AE	57825	43221	-	101046
2019 PE	98128	78397	37	176562	1999 PE	-	-	-	-
2015 AE	91181	71916	3	163100	1998 AE	64026	46721	-	110747
2014 PE	88078	69506	2	157586	1993 AE	49643	39715	-	89358
2013 AE	85981	67607	3	153591	1983 AE	-	-	-	-
2009 PE	90880	68201	0	159081	1977 AE	-	-	-	-
2008 AE	89377	67100	-	156477	1972 AE	-	-	-	-
2004 PE	-	-	-	-	1952 AE	-	-	-	-

Number of Electors

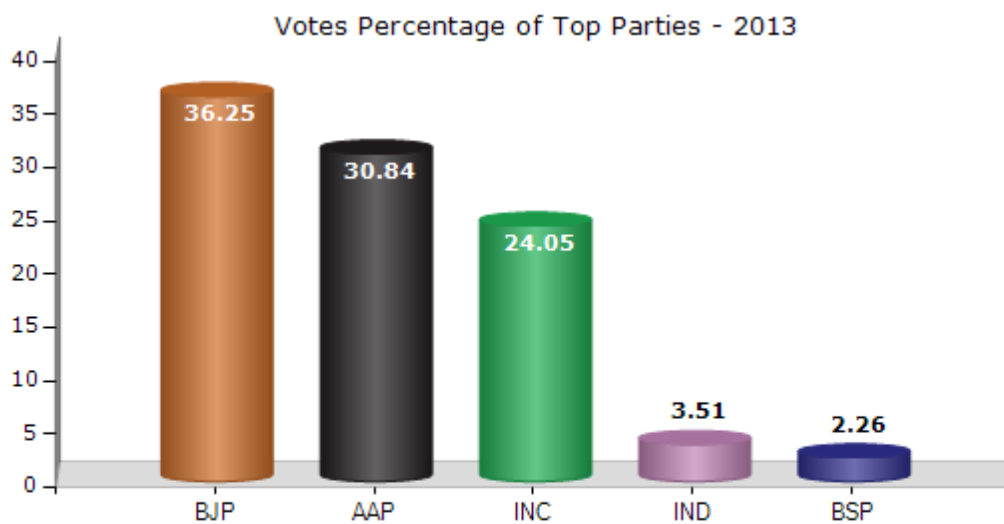


Note : AE : Assembly Election, PE : Assembly Segment of Parliamentary Election

## Historical Summary Election Results

### Summary Result of Assembly Election - 2013

Candidate Name	Party	Votes	Votes %
Dr Mahander Nagpal	BJP	37306	36.25
Praveen Kumar	AAP	31732	30.84
Hari Shanker Gupta	INC	24750	24.05
Gagan	IND	3609	3.51
Pramod Sachdeva	BSP	2323	2.26
Subhash C Saini	IND	1008	0.98
Ishvari	DMDK	362	0.35
Sunil Kumar	IND	314	0.31
H. D. Ansari	SP	228	0.22
Mannu Kumar @ Munna Yadav	CPI(ML)(L)	172	0.17
Bihari Lal	BJDI	162	0.16
Karey Singh	IND	150	0.15
Raj Kumari	RBHP	128	0.12
	NOTA	665	0.65



## Polling Station Level Election Results

### Number and Name of Polling Stations (PS) (2020)

Number of Polling Stations	Name of Polling Stations	Number of Polling Stations	Name of Polling Stations
1	Tool Room & Training Centre Wazirpur Ind Area	22	Flatted Factories For Leather Wazir Pur Indl Area
2	Tool Room & Training Centre Wazirpur Ind Area	23	Flatted Factories For Leather Wazir Pur Indl Area
3	Tool Room & Training Centre Wazirpur Ind Area	24	Flatted Factories For Leather Wazir Pur Indl Area
4	Tool Room & Training Centre Wazirpur Ind Area	25	Flatted Factories For Leather Wazir Pur Indl Area
5	Tool Room & Training Centre Wazirpur Ind Area	26	Flatted Factories For Leather Wazir Pur Indl Area
6	Tool Room & Training Centre Wazirpur Ind Area	27	M.C..Pry. School A- Block Wazir Pur, Indl Area
7	M C Primary School C-Block Csa Colony Wazir Pur Indl Area	28	M.C..Pry. School A- Block Wazir Pur, Indl Area
8	M C Primary School C-Block Csa Colony Wazir Pur Indl Area	29	M.C..Pry. School A- Block Wazir Pur, Indl Area
9	M C Primary School C-Block Csa Colony Wazir Pur Indl Area	30	M.C..Pry. School A- Block Wazir Pur, Indl Area
10	M C Primary School C-Block Csa Colony Wazir Pur Indl Area	31	Office Of The Junior Engineering Ward-68 North Delhi Mcd Sahid Sukhdev Nagar, Wazirpur Indl. Area
11	Allopathic Dispensary Chandershekhar Azad Cly, Wazirpur Industrial Area Near Machli Market	32	Office Of The Junior Engineering Ward-68 North Delhi Mcd Sahid Sukhdev Nagar, Wazirpur Indl. Area
12	Allopathic Dispensary Chandershekhar Azad Cly, Wazirpur Industrial Area Near Machli Market	33	Tool Room & Training Centre Wazirpur Ind Area
13	Allopathic Dispensary Chandershekhar Azad Cly, Wazirpur Industrial Area Near Machli Market	34	Tool Room & Training Centre Wazirpur Ind Area
14	Office Complex Of Standard Laboratory, Deptt. Of Weight & Measures, B-67/2 Wazir Pur, Indl Area	35	Tool Room & Training Centre Wazirpur Ind Area
15	Office Complex Of Standard Laboratory, Deptt. Of Weight & Measures, B-67/2 Wazir Pur, Indl Area	36	Tool Room & Training Centre Wazirpur Ind Area
16	Office Complex Of Standard Laboratory, Deptt. Of Weight & Measures, B-67/2 Wazir Pur, Indl Area	37	D S I D C Office Wazirpur Industrial Area
17	Office Complex Of Standard Laboratory, Deptt. Of Weight & Measures, B-67/2 Wazir Pur, Indl Area	38	D S I D C Office Wazirpur Industrial Area
18	Office Complex Of Standard Laboratory, Deptt. Of Weight & Measures, B-67/2 Wazir Pur, Indl Area	39	D S I D C Office Wazirpur Industrial Area
19	Office Complex Of Standard Laboratory, Deptt. Of Weight & Measures, B-67/2 Wazir Pur, Indl Area	40	D S I D C Office Wazirpur Industrial Area
20	Flatted Factories For Leather Wazir Pur Indl Area	41	Govt Boys Sr Sec School Ashok Vihar Phase-Ii
21	Flatted Factories For Leather Wazir Pur Indl Area	42	Govt Boys Sr Sec School Ashok Vihar Phase-Ii

Contd....



## Polling Station Level Election Results

### Polling Station-wise Votes Secured by Overall Top Five Parties in Wazirpur Assembly in Assembly Election (AE) under Chandni Chowk Parliamentary Constituency in Delhi (2020)

Number of Polling Station	Winner - Rajesh Gupta (AAP)	Runner-up - Dr. Mahender Nagpal (BJP)	3rd - Harikishan Jindal (INC)	4th - Mustqim Ahmed (BSP)	5th - Rajesh Gupta (IND)	NOTA	Other	Total Votes Secured
36	278	278	26	9	2	0	6	599
37	186	182	24	6	3	1	3	405
38	269	203	23	13	6	3	10	527
39	152	115	11	12	1	1	1	293
40	209	181	21	8	2	0	4	425
41	487	159	20	19	0	4	14	703
42	347	123	12	27	1	4	9	523
43	394	146	13	14	1	1	9	578
44	326	92	32	18	2	6	9	485
45	267	378	24	1	1	5	1	677
46	105	137	5	0	0	5	0	252
47	278	525	32	0	1	7	3	846
48	212	367	13	0	0	3	0	595
49	212	421	16	0	0	7	0	656
50	284	430	10	1	1	4	0	730
51	214	258	14	0	0	4	1	491
52	147	189	13	0	0	3	0	352
53	272	562	19	1	1	8	6	869
54	201	439	12	1	0	7	0	660
55	155	362	6	0	1	4	1	529
56	155	362	30	0	0	3	0	550
57	279	345	12	2	1	3	1	643
58	240	401	11	0	1	1	0	654
59	179	274	9	0	0	3	0	465
60	125	302	11	0	1	2	1	442
61	225	403	23	0	0	4	0	655
62	192	363	14	0	1	6	2	578
63	141	352	7	0	0	4	0	504
64	376	272	24	4	2	5	2	685
65	203	213	10	0	1	0	0	427
66	311	194	24	2	1	2	3	537
67	248	276	15	0	2	7	1	549
68	254	249	23	0	0	0	0	526
69	317	348	26	2	0	3	3	699
70	311	283	25	3	0	1	3	626

Contd....

## Polling Station Level Election Results

### Winner, Runner-up and 3rd Party Position & Winning Margin According to Polling Stations in Wazirpur Assembly in Assembly Election (AE) under Chandni Chowk Parliamentary Constituency in Delhi (2020)

Polling Station Number	Winner Party	Winner Votes (%)	Runner-up Party	Runner-up Votes (%)	Winning Margin Votes (%)	Third Party	Third Party Votes (%)	Other Votes (%)
71	AAP	303 (54.2)	BJP	230 (41.14)	73 (13.06)	INC	16 (2.86)	10 (1.79)
72	BJP	276 (50.83)	AAP	248 (45.67)	28 (5.16)	INC	16 (2.95)	3 (0.55)
73	AAP	333 (48.12)	BJP	306 (44.22)	27 (3.9)	INC	43 (6.21)	10 (1.45)
74	BJP	302 (49.67)	AAP	283 (46.55)	19 (3.12)	INC	17 (2.8)	6 (0.99)
75	AAP	344 (56.39)	BJP	250 (40.98)	94 (15.41)	INC	10 (1.64)	6 (0.98)
76	AAP	336 (47.86)	BJP	330 (47.01)	6 (0.85)	INC	23 (3.28)	13 (1.85)
77	BJP	213 (57.41)	AAP	147 (39.62)	66 (17.79)	INC	7 (1.89)	4 (1.08)
78	AAP	250 (56.31)	BJP	171 (38.51)	79 (17.8)	INC	11 (2.48)	12 (2.7)
79	BJP	288 (53.53)	AAP	238 (44.24)	50 (9.29)	INC	5 (0.93)	7 (1.3)
80	AAP	309 (51.41)	BJP	262 (43.59)	47 (7.82)	INC	22 (3.66)	8 (1.33)
81	BJP	245 (49.1)	AAP	230 (46.09)	15 (3.01)	INC	19 (3.81)	5 (1)
82	AAP	275 (50)	BJP	256 (46.55)	19 (3.45)	INC	12 (2.18)	7 (1.27)
83	NV	NV (NV)	NV	NV (NV)	NV (NV)	NV	NV (NV)	NV (NV)
84	BJP	340 (48.92)	AAP	337 (48.49)	3 (0.43)	INC	10 (1.44)	8 (1.15)
85	AAP	389 (53.73)	BJP	313 (43.23)	76 (10.5)	INC	12 (1.66)	10 (1.38)
86	AAP	478 (59.16)	BJP	305 (37.75)	173 (21.41)	INC	14 (1.73)	11 (1.36)
87	BJP	368 (56.97)	AAP	248 (38.39)	120 (18.58)	INC	22 (3.41)	8 (1.24)
88	BJP	387 (57.25)	AAP	258 (38.17)	129 (19.08)	INC	24 (3.55)	7 (1.04)
89	BJP	334 (59.33)	AAP	210 (37.3)	124 (22.03)	INC	13 (2.31)	6 (1.07)
90	BJP	312 (61.66)	AAP	178 (35.18)	134 (26.48)	INC	12 (2.37)	4 (0.79)
91	BJP	241 (74.38)	AAP	76 (23.46)	165 (50.92)	INC	4 (1.23)	3 (0.93)
92	BJP	396 (64.92)	AAP	192 (31.48)	204 (33.44)	INC	12 (1.97)	10 (1.64)
93	BJP	390 (64.46)	AAP	191 (31.57)	199 (32.89)	INC	14 (2.31)	10 (1.65)
94	BJP	335 (67.13)	AAP	149 (29.86)	186 (37.27)	INC	4 (0.8)	11 (2.2)
95	BJP	173 (65.53)	AAP	86 (32.58)	87 (32.95)	INC	5 (1.89)	0 (0)
96	BJP	233 (68.73)	AAP	90 (26.55)	143 (42.18)	INC	14 (4.13)	2 (0.59)
97	BJP	416 (58.35)	AAP	272 (38.15)	144 (20.2)	INC	20 (2.81)	5 (0.7)
98	BJP	317 (51.38)	AAP	275 (44.57)	42 (6.81)	INC	19 (3.08)	6 (0.97)
99	AAP	274 (67.16)	BJP	114 (27.94)	160 (39.22)	INC	11 (2.7)	9 (2.21)
100	AAP	366 (76.89)	BJP	97 (20.38)	269 (56.51)	INC	8 (1.68)	5 (1.05)
101	AAP	384 (63.05)	BJP	196 (32.18)	188 (30.87)	INC	20 (3.28)	9 (1.48)
102	AAP	338 (54.78)	BJP	258 (41.82)	80 (12.96)	INC	12 (1.94)	9 (1.46)
103	AAP	314 (49.22)	BJP	303 (47.49)	11 (1.73)	INC	12 (1.88)	9 (1.41)
104	BJP	349 (50.22)	AAP	332 (47.77)	17 (2.45)	INC	10 (1.44)	4 (0.58)
105	AAP	447 (67.52)	BJP	191 (28.85)	256 (38.67)	INC	18 (2.72)	6 (0.91)

Contd....

## MCD Election Results

### Number and Name of Ward (2017)

Number of Ward	Name of Ward	Number of Ward	Name of Ward
072N	Wazir Pur		
073N	Sawan Park		
074N	Nimri Colony		
075N	Ashok Vihar		

### Number and Name of Ward (2012)

Number of Ward	Name of Ward	Number of Ward	Name of Ward
65	Nimiri Colony (SCW)		
66	Sawan Park (W)		
67	Wazirpur		
68	Ashok Vihar (W)		

## MCD Election Results

### Ward-wise Winner & Runner-up in Wazirpur Assembly Constituency (MCD Election 2017)

MCD Ward Number	Winner Party	Winner Votes (%)	Runner-up Party	Runner-up Votes (%)	Winning Margin Votes (%)
072N	AAP	10545 (44.71)	BJP	8424 (35.72)	2121 (8.99)
073N	BJP	8881 (41.39)	AAP	5197 (24.22)	3684 (17.17)
074N	AAP	8426 (33.07)	BJP	6210 (24.37)	2216 (8.7)
075N	BJP	10450 (49.01)	AAP	6094 (28.58)	4356 (20.43)

## MCD Election Results

### Summary Result of Ward 072 N (Wazir Pur) : MCD Election - 2017

Candidate Name	Party	Votes	Votes%
<b>Ward 072 N : Wazir Pur</b>			
Vikas Goel	AAP	10545	44.71
Suresh Bhardwaj	BJP	8424	35.72
Sudhir Kumar Jain	INC	2119	8.99
Dalip Kumar	BSP	1782	7.56
Indarjeet Yadav	JD(U)	164	0.7
Ajay Kumar Singh	IND	143	0.61
Sunny Singh	IND	113	0.48
Kalyani Devi	IND	59	0.25
Brij Mohan Garg	IND	42	0.18
	NOTA	192	0.81

## DISCLAIMER

The Terms of Use and Disclaimer of Datanet India Private Limited (hereinafter referred to as "Datanet") for use of this analysis report of **Wazirpur Assembly Constituency (Wazirpur Vidhan Sabha)** :-

1. **Assembly Factbook™** is a Registered Trade Mark owned by Datanet.
2. All the maps are sketched and graphical representation only and have not been drawn to the scale and also not to represent the actual geographical area or boundary of the unit.
3. The data for the aforesaid analysis is based on authentic sources and has been culled from the various publications of Census, CSO and NSSO for district and block level data, various central and state government departments, Central & State Elections Commissions and the concerned Returning Officers' releases, Electoral Rolls, Election results and allied publications, internal assessment, surveys, estimates and analysis. Therefore, certain adjustment of data at micro level may have been done to arrive closer to the macro data.
4. Data have been provided on an "As Is" and "As AVAILABLE" basis
5. The colours shown in the maps or diagram and charts of a particular party, alliance or AC are indicative and do not represent them.
6. This publication which includes maps, sheets, graphs and data would be the property under copyright of Datanet only. The user may use these for its internal study, analysis and research purposes. It's public display, re-selling or any commercial uses by the user are not allowed.
7. Datanet has taken due care and caution in compilation and processing of data and allied information, but does not guarantee the accuracy, adequacy or completeness of any information/analysis and will be not responsible for any errors or omissions or for the results obtained from the use of such information/analysis.
8. All the contents for the publication have been culled from various authentic sources and Datanet reasonably believes such sources to be reliable, but does not make any representations, express or implied as to the accuracy or fitness of use of such information. The information or contents of the information/analysis do not constitute advice and should not be relied upon in making (or refraining from making) any decision. Any reliance placed upon the information provided by Datanet is the sole responsibility and strictly at the user's risk.
9. In no event will Datanet be liable for any damages (including, without limitation, damages for loss of business projects, or loss of profits) arising in contract, tort or otherwise from the use of or inability to use any of its contents, or from any action taken (or refrained from being taken) as a result of using the analysis or any of its contents. Datanet its directors, owners, editors, officials, employees, distributor and agents or any associate will not be liable for any errors in the information contained or any consequences arising from the use of the contents of the provided information/analysis.
10. If any provision of these terms and conditions is held invalid or illegal or unenforceable for any reason by any court of competent jurisdiction, such provision shall be severed and the remainder of provisions of the terms and conditions shall continue in full force and effect as if the Term of Use had been executed with the invalid, illegal or unenforceable provision eliminated.
11. If there are any discrepancies in the information provided, please bring it to attention of Datanet for suitable rectification measures.

**Buy Online This Complete Book At**  
**Datanet India eBooks Store**

[www.indiastatpublications.com](http://www.indiastatpublications.com)

or go directly at

[http://www.indiastatpublications.com/  
Assembly\\_factbook/Delhi/Chandni\\_Chowk/Wazirpur](http://www.indiastatpublications.com/Assembly_factbook/Delhi/Chandni_Chowk/Wazirpur)



**i** **india**stat**elections**

ISBN : 978-93-5293-465-2



9 789352 934652