



Delhi

Assembly Factbook™

Gandhi Nagar Assembly Constituency




Key Electoral Data of Gandhi Nagar
Assembly Constituency (Vidhan Sabha)

Delhi

Assembly Factbook™

Gandhi Nagar Assembly Constituency



Gandhi Nagar Vidhan Sabha

Editor & Director

Dr. R.K. Thukral

Research Editor

Dr. Shafeeq Rahman

Compiled, Researched and Published by Datanet India Pvt. Ltd.

D-100, 1st Floor,

Okhla Industrial Area, Phase-I,
New Delhi- 110020.

Ph.: 91-11- 43580781-84

Email : support@indiastatpublications.com

Website : www.indiastatelections.com

Online Book Store :

www.indiastatpublications.com

Report No. : AFB/DL-61-0125

ISBN : 978-93-5293-411-9

First Edition : January, 2018

Eighth Updated Edition : January, 2025

Price : Rs. 11500/-

US\$ 310

© Datanet India Pvt. Ltd.

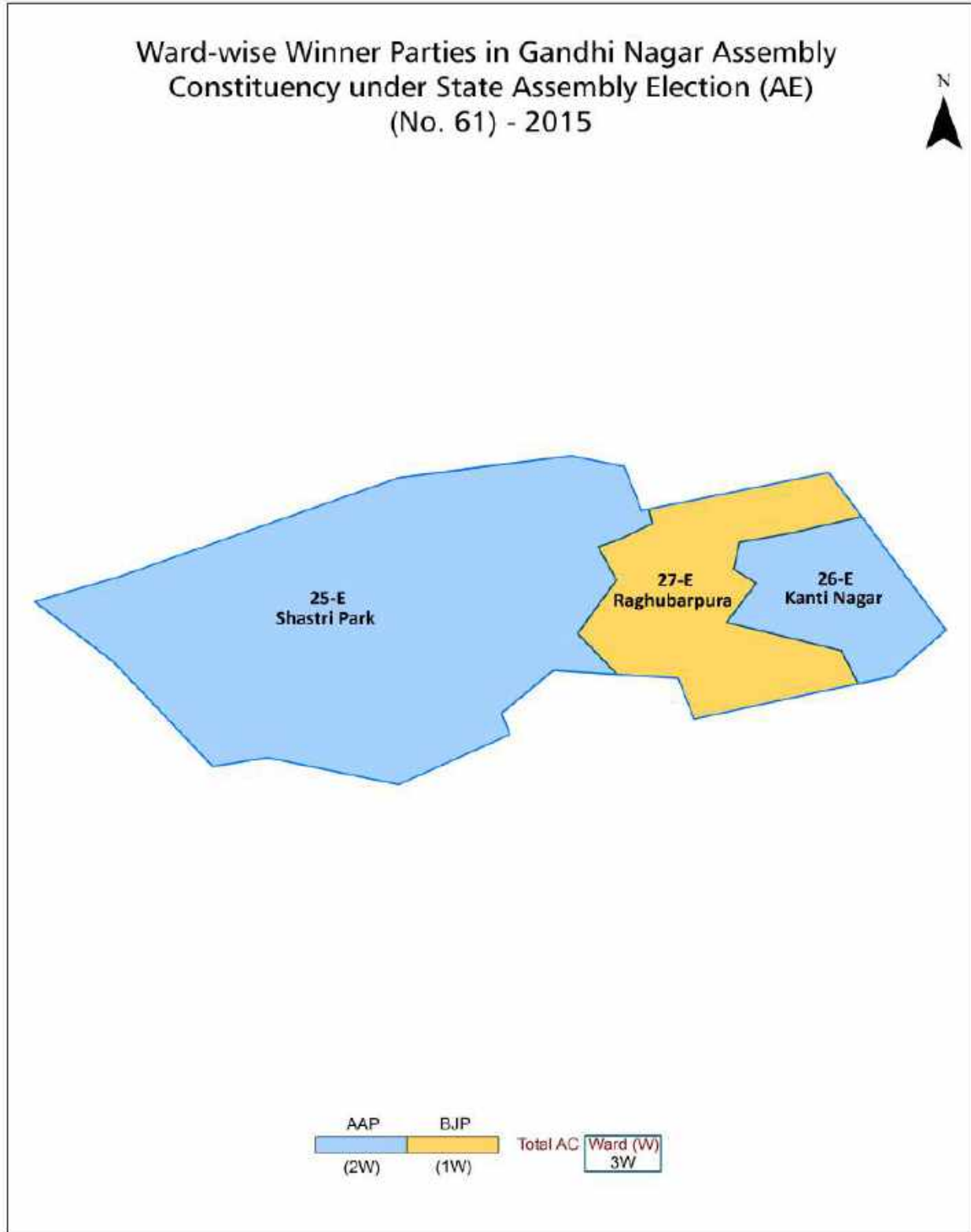
All rights reserved. No part of this book may be reproduced, stored in a retrieval system or transmitted in any form or by any means, mechanical photocopying, photographing, scanning, recording or otherwise without the prior written permission of the publisher. Please refer to Disclaimer at page no. 178 for the use of this publication.

Printed in India

Contents

No.	Particulars	Page No.
1	Introduction Assembly Constituency at a Glance Features of Assembly as per Delimitation Commission of India (2008)	1-2
2	Location and Political Maps Location Map Boundaries of Assembly Constituency in District Boundaries of Assembly Constituency under Parliamentary Constituency Ward-wise Winner Parties- 2025, 2024, 2020, 2019, 2015, 2014, 2013, 2009 and 2008	3-11
3	Administrative Setup & Demographics (2011) Ward Name Ward Number Population Population by Ward Sex Ratio Religious Population Social Population	12
4	Electoral Features Important Dates of Last Elections Held Electors by Gender Service Electors Voters Voters Turnout Polling Stations & Average Number of Electors per Polling Station Electors by Age Group Present Elected Representatives	13-18
5	Historical Summary Election Results Vote Share of Major Parties Winning Margin (Number & Percentage) Polarity Summary Result of Assembly Segment of Parliamentary Election 2024, 2019, 2014, 2009, 2004 and 1999 Summary Result of Assembly Elections 2025, 2020, 2015, 2013, 2008, 2003, 1998, 1993, 1983, 1977 and 1972	19-37
6	Polling Station Level Election Results Name and Number of Polling Station 2025, 2024, 2020, 2019, 2015, 2014, 2013, 2009 and 2008 Polling Station-wise Electoral, Voter & Voter Turnout 2025, 2024, 2020, 2019, 2015, 2014, 2013, 2009 and 2008 Polling Station wise Elections Results 2025, 2024, 2020, 2019, 2015, 2014, 2013, 2009 & 2008	38-161
7	MCD Ward Election Result MCD Election 2017 and 2012	162-171
8	Share of Assembly Constituency Share of Assembly Constituency in State and Parliamentary Constituency	172
9	Abbreviation & Sources	175-176
10	Disclaimer	178

Location & Political Map

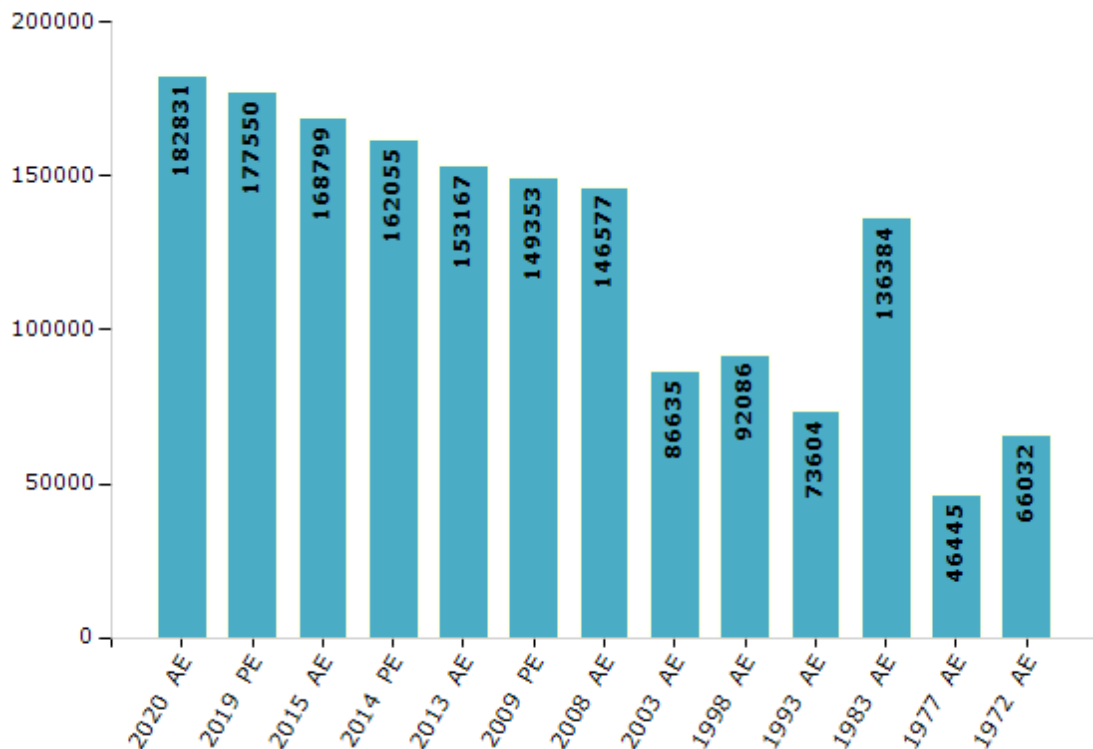


Electoral Features

Electors by Male & Female

Year	Male	Female	Others	Total	Year	Male	Female	Others	Total
2020 AE	102036	80792	3	182831	2003 AE	49114	37521	-	86635
2019 PE	99398	78151	1	177550	1999 PE	-	-	-	-
2015 AE	95809	72988	2	168799	1998 AE	52067	40019	-	92086
2014 PE	91932	70109	14	162055	1993 AE	40482	33122	-	73604
2013 AE	86285	66869	13	153167	1983 AE	75011	61373	-	136384
2009 PE	83903	65450	0	149353	1977 AE	26165	20280	-	46445
2008 AE	82404	64173	-	146577	1972 AE	37563	28469	-	66032
2004 PE	-	-	-	-	1952 AE	-	-	-	-

Number of Electors

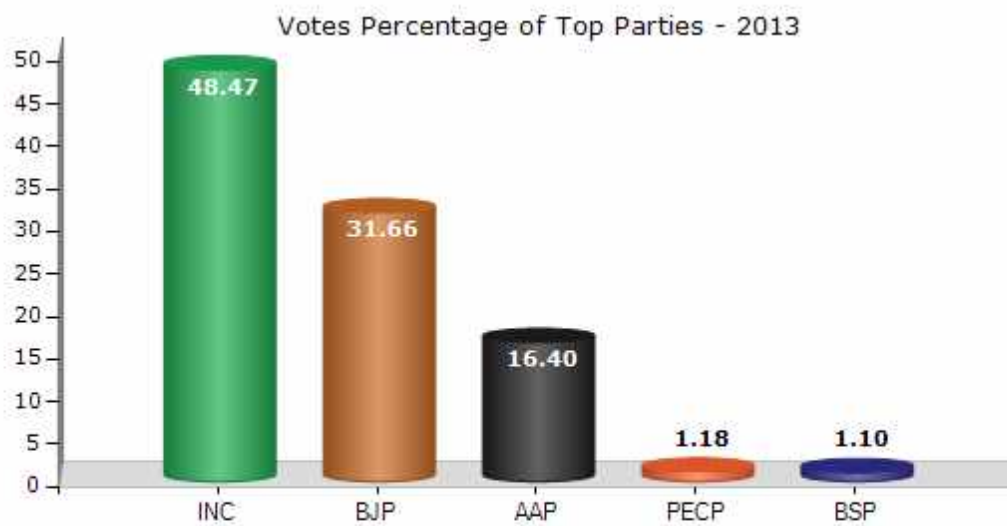


Note : AE : Assembly Election, PE : Assembly Segment of Parliamentary Election

Historical Summary Election Results

Summary Result of Assembly Election - 2013

Candidate Name	Party	Votes	Votes %
Arvinder Singh Lovely	INC	48897	48.47
Ramesh Chand Jain	BJP	31936	31.66
Anil Kumar Bajpai	AAP	16546	16.4
Nafis Ahmed	PECP	1193	1.18
Om Pal Singh	BSP	1105	1.1
Bhaskar Gupta	IND	130	0.13
Anand Mohan Singh	PHRC	105	0.1
Diwakar	SP	103	0.1
Neeraj Sharma	IND	76	0.08
Vijay Singh	SHS	70	0.07
Rajesh Kumar	IND	64	0.06
Jai Kishan	IND	63	0.06
Pardeep Kumar Dubey	IND	58	0.06
	NOTA	531	0.53



Polling Station Level Election Results

Number and Name of Polling Stations (PS) (2020)

Number of Polling Stations	Name of Polling Stations	Number of Polling Stations	Name of Polling Stations
1	Purvi Delhi Nagar Nigam Prathmik Bal/ Balika Vidyalaya Shastri Park Delhi-53	22	Sarvodaya Kanya Vidhyala Buland Masjid Shastri Park Delhi-53
2	Purvi Delhi Nagar Nigam Prathmik Bal/ Balika Vidyalaya Shastri Park Delhi-53	23	Govt. Sarvodaya Bal Vidyalaya, Kailash Nagar,Delhi
3	Sarvodaya Kanya Vidhyala Buland Masjid Shastri Park Delhi-53	24	Poorvi Delhi Nagar Nigam Sah Shiksha Prathmik Vidyalaya Saraswati Bhandar Delhi -31
4	Sarvodaya Kanya Vidhyala Buland Masjid Shastri Park Delhi-53	25	Poorvi Delhi Nagar Nigam Sah Shiksha Prathmik Vidyalaya Saraswati Bhandar Delhi -31
5	Sarvodaya Kanya Vidhyala Buland Masjid Shastri Park Delhi-53	26	Edmc,Primary School Chand Mohalla Gandhi Nagar
6	Sarvodaya Kanya Vidhyala Buland Masjid Shastri Park Delhi-53	27	Edmc,Primary School Chand Mohalla Gandhi Nagar
7	Sarvodaya Kanya Vidhyala Buland Masjid Shastri Park Delhi-53	28	Sibal Public School Ix/1635,Gandhi Nagar Main Road Delhi
8	Sarvodaya Kanya Vidhyala Buland Masjid Shastri Park Delhi-53	29	Sibal Public School Ix/1635,Gandhi Nagar Main Road Delhi
9	Sarvodaya Kanya Vidhyala Buland Masjid Shastri Park Delhi-53	30	Sibal Public School Ix/1635,Gandhi Nagar Main Road Delhi
10	Sarvodaya Kanya Vidhyala Buland Masjid Shastri Park Delhi-53	31	Govt. Sarvodaya Bal Vidyalaya, Kailash Nagar,Delhi
11	Sarvodaya Kanya Vidhyala Buland Masjid Shastri Park Delhi-53	32	Jain Kanya Pathshala, Gali No-2,Kailash Nagar ,Delhi
12	Sarvodaya Kanya Vidhyala Buland Masjid Shastri Park Delhi-53	33	Jain Kanya Pathshala, Gali No-2,Kailash Nagar ,Delhi
13	Sarvodaya Kanya Vidhyala Buland Masjid Shastri Park Delhi-53	34	Jain Kanya Pathshala, Gali No-2,Kailash Nagar ,Delhi
14	Badmintton Hall Metro Vihar Shastri Park Delhi-53	35	Jain Kanya Pathshala, Gali No-2,Kailash Nagar ,Delhi
15	Purvi Delhi Nagar Nigam Prathmik Bal/ Balika Vidyalaya Shastri Park Delhi-53	36	Govt. Sarvodaya Bal Vidyalaya, Kailash Nagar,Delhi
16	Purvi Delhi Nagar Nigam Prathmik Bal/ Balika Vidyalaya Shastri Park Delhi-53	37	Govt. Sarvodaya Bal Vidyalaya, Kailash Nagar,Delhi
17	Purvi Delhi Nagar Nigam Prathmik Bal/ Balika Vidyalaya Shastri Park Delhi-53	38	Govt. Sarvodaya Bal Vidyalaya, Kailash Nagar,Delhi
18	Purvi Delhi Nagar Nigam Prathmik Bal/ Balika Vidyalaya Shastri Park Delhi-53	39	Nagar Nigam Prathmik Vidyalaya, Gali No-12,Kailash Nagar, Delhi
19	M.C.D Community Hall, Shastri Park ,Delhi	40	Nagar Nigam Prathmik Vidyalaya, Gali No-12,Kailash Nagar, Delhi
20	M.C.D Community Hall, Shastri Park ,Delhi	41	Nagar Nigam Prathmik Vidyalaya, Gali No-12,Kailash Nagar, Delhi
21	M.C.D Community Hall, Shastri Park ,Delhi	42	Nagar Nigam Prathmik Vidyalaya, Gali No-12,Kailash Nagar, Delhi

Contd....

Polling Station Level Election Results

Polling Station-wise Votes Secured by Overall Top Five Parties in Gandhi Nagar Assembly in Assembly Election (AE) under East Delhi Parliamentary Constituency in Delhi (2020)

Number of Polling Station	Winner - Anil Kumar Bajpai (BJP)	Runner-up - Naveen Chaudhary (AAP)	3rd - Arvinder Singh Lovely (INC)	4th - Tikraj Singh (BSP)	5th - Mukesh Kumar (IND)	NOTA	Other	Total Votes Secured
36	360	86	131	0	0	3	0	580
37	393	126	126	1	0	1	0	647
38	325	131	125	4	1	4	0	590
39	176	276	270	2	2	1	2	729
40	188	199	164	2	0	1	1	555
41	229	292	184	4	0	1	2	712
42	167	311	272	3	4	5	3	765
43	91	282	273	6	2	0	0	654
44	255	190	192	3	0	4	5	649
45	527	140	115	1	0	2	0	785
46	307	131	77	0	0	2	1	518
47	184	85	49	0	0	2	0	320
48	343	231	104	1	0	3	1	683
49	361	301	210	1	0	0	3	876
50	311	219	186	2	4	3	1	726
51	292	240	173	2	0	2	2	711
52	210	110	69	0	0	2	0	391
53	349	184	163	1	0	1	0	698
54	409	166	162	2	0	3	1	743
55	255	75	96	0	0	2	0	428
56	250	93	64	2	2	0	0	411
57	251	110	101	5	1	1	0	469
58	388	228	211	1	0	5	1	834
59	173	119	42	2	0	3	0	339
60	218	180	249	1	2	1	4	655
61	234	253	209	2	1	2	3	704
62	250	156	110	3	1	2	0	522
63	264	308	244	2	2	2	0	822
64	167	140	134	0	0	1	0	442
65	168	121	127	0	1	1	1	419
66	217	99	88	0	0	0	1	405
67	180	192	157	1	0	0	0	530
68	271	221	278	1	1	0	0	772
69	278	319	246	5	2	2	0	852
70	206	127	73	2	0	1	2	411

Contd....

Polling Station Level Election Results

Winner, Runner-up and 3rd Party Position & Winning Margin According to Polling Stations in Gandhi Nagar Assembly in Assembly Election (AE) under East Delhi Parliamentary Constituency in Delhi (2020)

Polling Station Number	Winner Party	Winner Votes (%)	Runner-up Party	Runner-up Votes (%)	Winning Margin Votes (%)	Third Party	Third Party Votes (%)	Other Votes (%)
71	BJP	223 (56.03)	AAP	98 (24.62)	125 (31.41)	INC	75 (18.84)	2 (0.5)
72	BJP	369 (50.62)	AAP	226 (31)	143 (19.62)	INC	126 (17.28)	8 (1.1)
73	BJP	364 (62.54)	AAP	121 (20.79)	243 (41.75)	INC	96 (16.49)	1 (0.17)
74	BJP	519 (57.67)	AAP	190 (21.11)	329 (36.56)	INC	185 (20.56)	6 (0.67)
75	BJP	305 (62.89)	AAP	112 (23.09)	193 (39.8)	INC	66 (13.61)	2 (0.41)
76	BJP	251 (55.16)	AAP	117 (25.71)	134 (29.45)	INC	84 (18.46)	3 (0.66)
77	BJP	423 (60.6)	AAP	167 (23.93)	256 (36.67)	INC	103 (14.76)	5 (0.72)
78	BJP	373 (52.98)	AAP	184 (26.14)	189 (26.84)	INC	140 (19.89)	7 (0.99)
79	BJP	380 (56.89)	AAP	152 (22.75)	228 (34.14)	INC	134 (20.06)	2 (0.3)
80	BJP	572 (62.38)	AAP	180 (19.63)	392 (42.75)	INC	159 (17.34)	6 (0.65)
81	BJP	364 (59)	AAP	153 (24.8)	211 (34.2)	INC	94 (15.24)	6 (0.97)
82	BJP	461 (58.21)	AAP	191 (24.12)	270 (34.09)	INC	135 (17.05)	5 (0.63)
83	BJP	470 (60.57)	AAP	186 (23.97)	284 (36.6)	INC	115 (14.82)	5 (0.64)
84	BJP	437 (56.53)	INC	185 (23.93)	252 (32.6)	AAP	147 (19.02)	4 (0.52)
85	BJP	324 (57.45)	INC	127 (22.52)	197 (34.93)	AAP	107 (18.97)	6 (1.06)
86	BJP	287 (65.68)	AAP	102 (23.34)	185 (42.34)	INC	44 (10.07)	4 (0.92)
87	BJP	302 (56.34)	AAP	141 (26.31)	161 (30.03)	INC	87 (16.23)	6 (1.12)
88	BJP	447 (58.28)	AAP	192 (25.03)	255 (33.25)	INC	119 (15.51)	9 (1.17)
89	BJP	385 (47.65)	AAP	302 (37.38)	83 (10.27)	INC	119 (14.73)	2 (0.25)
90	AAP	279 (62.28)	INC	108 (24.11)	171 (38.17)	BJP	59 (13.17)	2 (0.45)
91	AAP	311 (59.13)	INC	129 (24.52)	182 (34.61)	BJP	79 (15.02)	7 (1.33)
92	AAP	519 (58.71)	INC	242 (27.38)	277 (31.33)	BJP	115 (13.01)	8 (0.9)
93	AAP	213 (39.23)	BJP	202 (37.2)	11 (2.03)	INC	124 (22.84)	4 (0.74)
94	BJP	492 (50.77)	AAP	291 (30.03)	201 (20.74)	INC	181 (18.68)	5 (0.52)
95	BJP	278 (55.38)	AAP	136 (27.09)	142 (28.29)	INC	85 (16.93)	3 (0.6)
96	BJP	227 (51.01)	AAP	179 (40.22)	48 (10.79)	INC	38 (8.54)	1 (0.22)
97	BJP	249 (51.45)	INC	119 (24.59)	130 (26.86)	AAP	112 (23.14)	4 (0.83)
98	BJP	220 (49.55)	AAP	151 (34.01)	69 (15.54)	INC	72 (16.22)	1 (0.23)
99	BJP	354 (59.9)	AAP	163 (27.58)	191 (32.32)	INC	72 (12.18)	2 (0.34)
100	BJP	297 (57.78)	AAP	125 (24.32)	172 (33.46)	INC	89 (17.32)	3 (0.58)
101	BJP	448 (56.93)	AAP	176 (22.36)	272 (34.57)	INC	161 (20.46)	2 (0.25)
102	BJP	504 (59.36)	AAP	213 (25.09)	291 (34.27)	INC	128 (15.08)	4 (0.47)
103	BJP	292 (57.48)	AAP	154 (30.31)	138 (27.17)	INC	58 (11.42)	4 (0.79)
104	BJP	344 (44.05)	AAP	259 (33.16)	85 (10.89)	INC	176 (22.54)	2 (0.26)
105	BJP	533 (56.34)	AAP	224 (23.68)	309 (32.66)	INC	182 (19.24)	7 (0.74)

Contd....

MCD Election Results

Number and Name of Ward (2017)

Number of Ward	Name of Ward	Number of Ward	Name of Ward
025E	Shastri Park		
026E	Kanti Nagar		
027E	Raghubarpura		

Number and Name of Ward (2012)

Number of Ward	Name of Ward	Number of Ward	Name of Ward
233	Dharam Pura (SCW)		
234	Gandhi Nagar (W)		
235	Azad Nagar		
236	Raghubar Pura (W)		

MCD Election Results

Ward-wise Winner & Runner-up in Gandhi Nagar Assembly Constituency (MCD Election 2017)

MCD Ward Number	Winner Party	Winner Votes (%)	Runner-up Party	Runner-up Votes (%)	Winning Margin Votes (%)
025E	BJP	12701 (41.59)	INC	10804 (35.38)	1897 (6.21)
026E	BJP	15491 (55.02)	INC	6376 (22.65)	9115 (32.37)
027E	BJP	15383 (49.06)	INC	8935 (28.5)	6448 (20.56)

MCD Election Results

Summary Result of Ward 025 E (Shastri Park) : MCD Election - 2017

Candidate Name	Party	Votes	Votes%
Ward 025 E : Shastri Park			
Romesh Chandra Gupta	BJP	12701	41.59
Surender Prakash Sharma	INC	10804	35.38
Riajuddin	AAP	3256	10.66
Abdul Hannan	AIMIM	2871	9.4
Mohd Nawab	JD(U)	302	0.99
Vishal	BSP	160	0.52
Rohtash Kumar Mathur	SP	111	0.36
Sonam Verma	IND	101	0.33
Sanjeev Kumar Jain	IND	57	0.19
Vinod Jain	IND	49	0.16
	NOTA	123	0.4

DISCLAIMER

The Terms of Use and Disclaimer of Datanet India Private Limited (hereinafter referred to as "Datanet") for use of this analysis report of **Gandhi Nagar Assembly Constituency (Gandhi Nagar Vidhan Sabha)** :-

1. **Assembly Factbook™** is a Registered Trade Mark owned by Datanet.
2. All the maps are sketched and graphical representation only and have not been drawn to the scale and also not to represent the actual geographical area or boundary of the unit.
3. The data for the aforesaid analysis is based on authentic sources and has been culled from the various publications of Census, CSO and NSSO for district and block level data, various central and state government departments, Central & State Elections Commissions and the concerned Returning Officers' releases, Electoral Rolls, Election results and allied publications, internal assessment, surveys, estimates and analysis. Therefore, certain adjustment of data at micro level may have been done to arrive closer to the macro data.
4. Data have been provided on an "As Is" and "As AVAILABLE" basis
5. The colours shown in the maps or diagram and charts of a particular party, alliance or AC are indicative and do not represent them.
6. This publication which includes maps, sheets, graphs and data would be the property under copyright of Datanet only. The user may use these for its internal study, analysis and research purposes. It's public display, re-selling or any commercial uses by the user are not allowed.
7. Datanet has taken due care and caution in compilation and processing of data and allied information, but does not guarantee the accuracy, adequacy or completeness of any information/analysis and will be not responsible for any errors or omissions or for the results obtained from the use of such information/analysis.
8. All the contents for the publication have been culled from various authentic sources and Datanet reasonably believes such sources to be reliable, but does not make any representations, express or implied as to the accuracy or fitness of use of such information. The information or contents of the information/analysis do not constitute advice and should not be relied upon in making (or refraining from making) any decision. Any reliance placed upon the information provided by Datanet is the sole responsibility and strictly at the user's risk.
9. In no event will Datanet be liable for any damages (including, without limitation, damages for loss of business projects, or loss of profits) arising in contract, tort or otherwise from the use of or inability to use any of its contents, or from any action taken (or refrained from being taken) as a result of using the analysis or any of its contents. Datanet its directors, owners, editors, officials, employees, distributor and agents or any associate will not be liable for any errors in the information contained or any consequences arising from the use of the contents of the provided information/analysis.
10. If any provision of these terms and conditions is held invalid or illegal or unenforceable for any reason by any court of competent jurisdiction, such provision shall be severed and the remainder of provisions of the terms and conditions shall continue in full force and effect as if the Term of Use had been executed with the invalid, illegal or unenforceable provision eliminated.
11. If there are any discrepancies in the information provided, please bring it to attention of Datanet for suitable rectification measures.

**Buy Online This Complete Book At
Datanet India eBooks Store**

www.indiastatpublications.com

or go directly at

[http://www.indiastatpublications.com/
Assembly_factbook/Delhi/East_Delhi/Gandhi_Nagar](http://www.indiastatpublications.com/Assembly_factbook/Delhi/East_Delhi/Gandhi_Nagar)



i **india**stat**elections**

ISBN : 978-93-5293-411-9



9 789352 934119