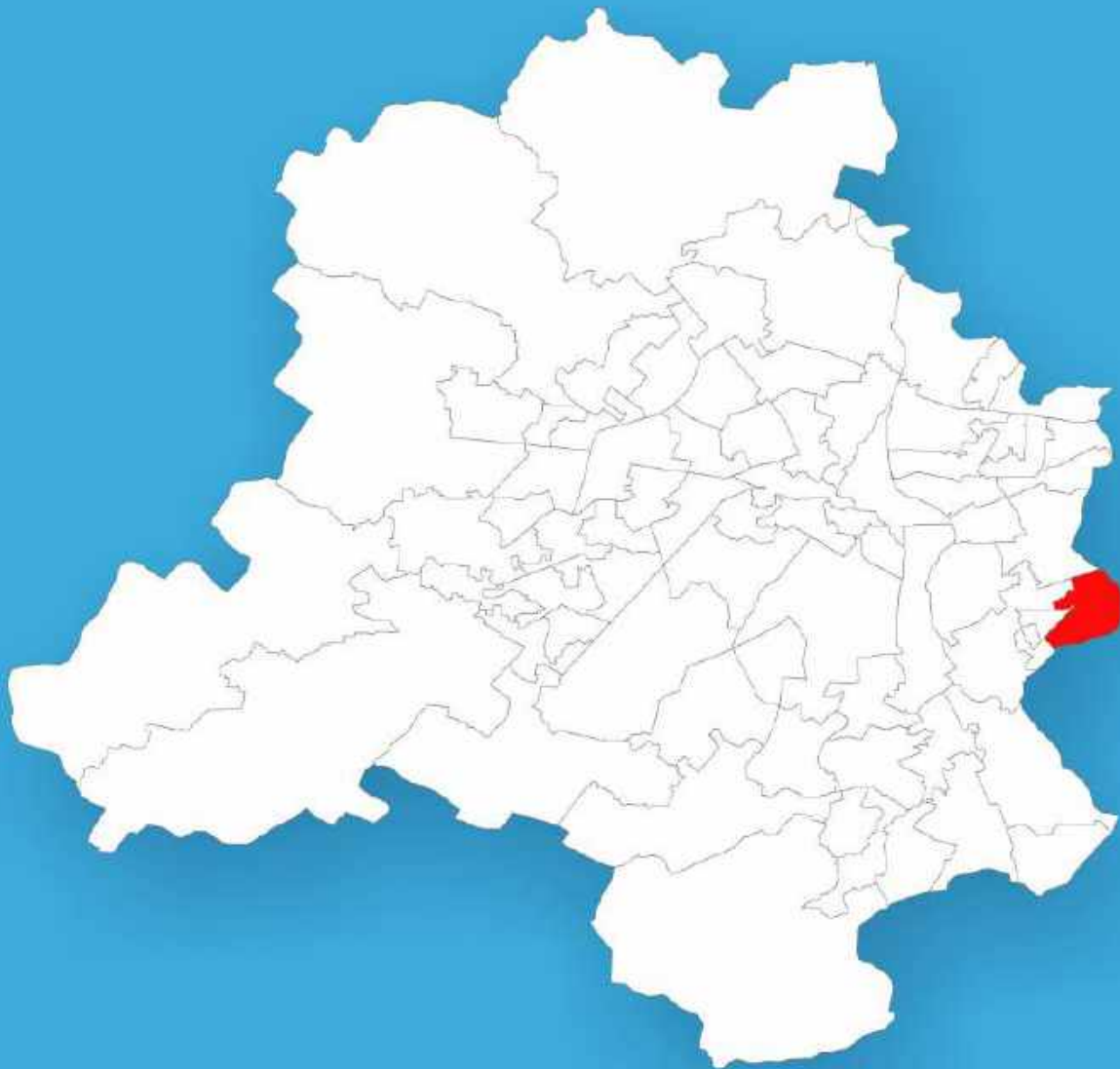




Delhi

Assembly Factbook™

Kondli Assembly Constituency

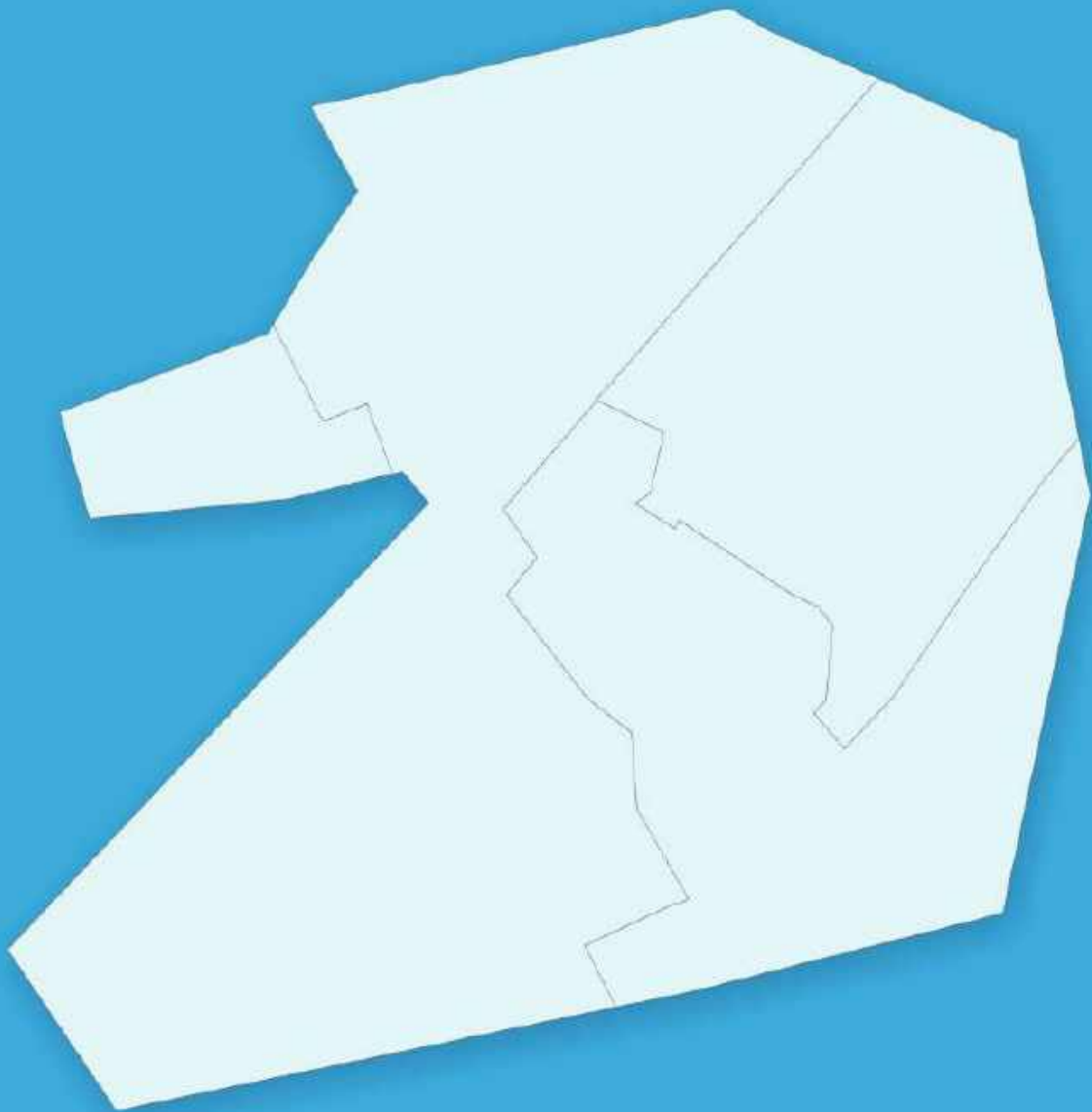


Key Electoral Data of Kondli
Assembly Constituency (Vidhan Sabha)

Delhi

Assembly Factbook™

Kondli Assembly Constituency



Kondli Vidhan Sabha

Editor & Director

Dr. R.K. Thukral

Research Editor

Dr. Shafeeq Rahman

Compiled, Researched and Published by Datanet India Pvt. Ltd.

D-100, 1st Floor,

Okhla Industrial Area, Phase-I,
New Delhi- 110020.

Ph.: 91-11- 43580781-84

Email : support@indiastatpublications.com

Website : www.indiastatelections.com

Online Book Store :

www.indiastatpublications.com

Report No. : AFB/DL-56-0125

ISBN : 978-93-5293-423-2

First Edition : January, 2018

Eighth Updated Edition : January, 2025

Price : Rs. 11500/-

US\$ 310

© **Datanet India Pvt. Ltd.**

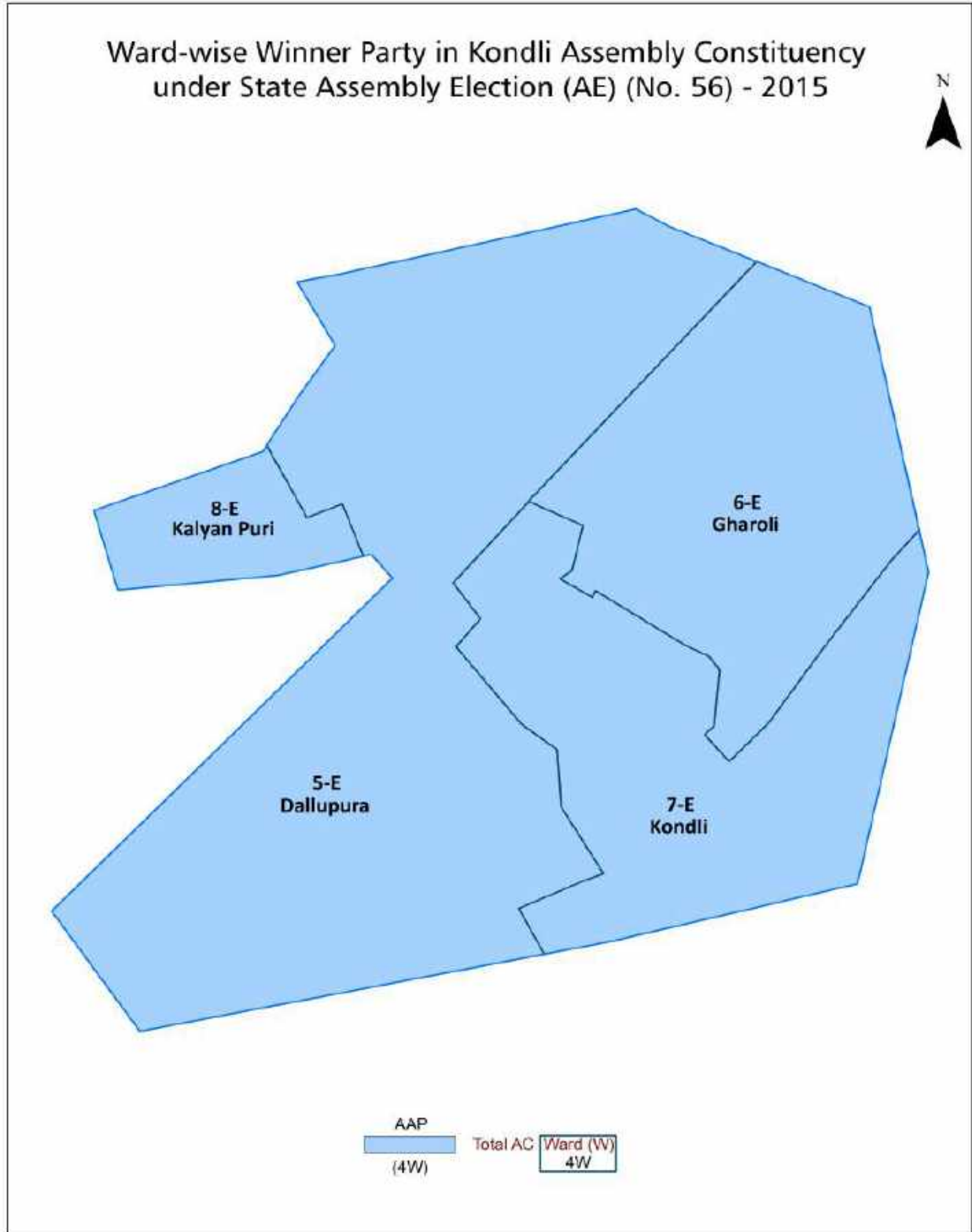
All rights reserved. No part of this book may be reproduced, stored in a retrieval system or transmitted in any form or by any means, mechanical photocopying, photographing, scanning, recording or otherwise without the prior written permission of the publisher. Please refer to Disclaimer at page no. 167 for the use of this publication.

Printed in India

Contents

No.	Particulars	Page No.
1	Introduction Assembly Constituency at a Glance Features of Assembly as per Delimitation Commission of India (2008)	1-2
2	Location and Political Maps Location Map Boundaries of Assembly Constituency in District Boundaries of Assembly Constituency under Parliamentary Constituency Ward-wise Winner Parties- 2025, 2024, 2020, 2019, 2015, 2014, 2013, 2009 and 2008	3-11
3	Administrative Setup & Demographics (2011) Ward Name Ward Number Population Population by Ward Sex Ratio Religious Population Social Population	12
4	Electoral Features Important Dates of Last Elections Held Electors by Gender Service Electors Voters Voters Turnout Polling Stations & Average Number of Electors per Polling Station Electors by Age Group Present Elected Representatives	13-18
5	Historical Summary Election Results Vote Share of Major Parties Winning Margin (Number & Percentage Polarity Summary Result of Assembly Segment of Parliamentary Election 2024, 2019, 2014 and 2009 Summary Result of Assembly Elections 2025, 2020, 2015, 2013 and 2008	19-29
6	Polling Station Level Election Results Name and Number of Polling Station 2025, 2024, 2020, 2019, 2015, 2014, 2013, 2009 and 2008 Polling Station-wise Electoral, Voter & Voter Turnout 2025, 2024, 2020, 2019, 2015, 2014, 2013, 2009 and 2008 Polling Station wise Elections Results 2025, 2024, 2020, 2019, 2015, 2014, 2013, 2009 & 2008	30-149
7	MCD Ward Election Result MCD Election 2017 and 2012	150-160
8	Share of Assembly Constituency Share of Assembly Constituency in State and Parliamentary Constituency	161
9	Abbreviation & Sources	164-165
10	Disclaimer	167

Location & Political Map

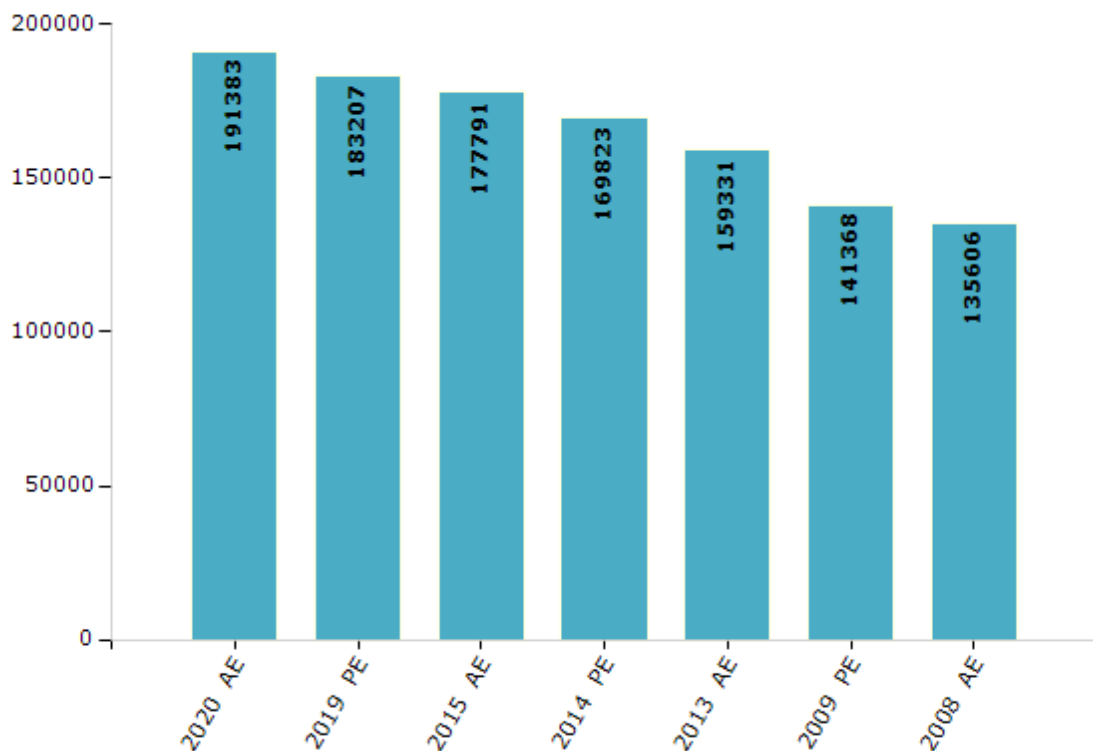


Electoral Features

Electors by Male & Female

Year	Male	Female	Others	Total	Year	Male	Female	Others	Total
2020 AE	104020	87351	12	191383	2003 AE	-	-	-	-
2019 PE	100150	83048	9	183207	1999 PE	-	-	-	-
2015 AE	98903	78866	22	177791	1998 AE	-	-	-	-
2014 PE	94219	75585	19	169823	1993 AE	-	-	-	-
2013 AE	88303	71016	12	159331	1983 AE	-	-	-	-
2009 PE	79215	62153	0	141368	1977 AE	-	-	-	-
2008 AE	75850	59756	-	135606	1972 AE	-	-	-	-
2004 PE	-	-	-	-	1952 AE	-	-	-	-

Number of Electors

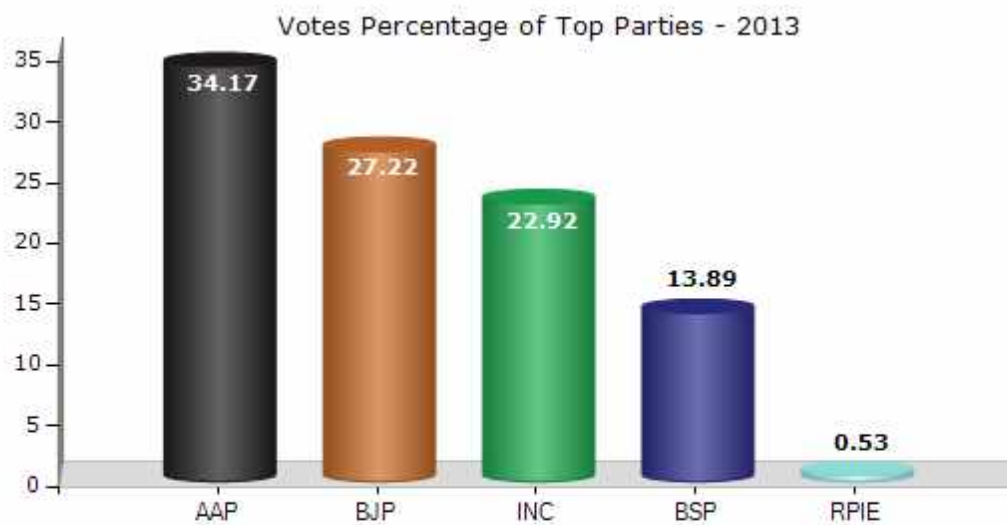


Note : AE : Assembly Election, PE : Assembly Segment of Parliamentary Election

Historical Summary Election Results

Summary Result of Assembly Election - 2013

Candidate Name	Party	Votes	Votes %
Manoj Kumar	AAP	36863	34.17
Dushyant Kumar Gautam	BJP	29373	27.22
Amrish Singh Gautam	INC	24730	22.92
Chaman Kumar	BSP	14988	13.89
Gurbachan Singh	RPIE	574	0.53
Rekha	PBI	232	0.22
Ramrup	CPI(ML)(L)	203	0.19
Jitendra Kapil	IND	153	0.14
Dharmendra Dhoriwal	AICP	131	0.12
	NOTA	647	0.6



Polling Station Level Election Results

Number and Name of Polling Stations (PS) (2020 AE)

Number of Polling Stations	Name of Polling Stations	Number of Polling Stations	Name of Polling Stations
1	M.C.D Primary School D.D.A Flats Gazipur Dairy Farm	22	M.C.D Primary School Block-5 Khichripur
2	M.C.D Primary School D.D.A Flats Gazipur Dairy Farm	23	M.C.D Primary School Block-5 Khichripur
3	M.C.D Primary School D.D.A Flats Gazipur Dairy Farm	24	M.C.D Primary School Block-12,Kalyanpuri
4	M.C.D Primary School D.D.A Flats Gazipur Dairy Farm	25	M.C.D Primary School Block-12,Kalyanpuri
5	M.C.D Primary School D.D.A Flats Gazipur Dairy Farm	26	M.C.D Primary School Block-12,Kalyanpuri
6	M.C.D Primary School D.D.A Flats Gazipur Dairy Farm	27	M.C.D Primary School Block-12,Kalyanpuri
7	M.C.D Primary School Block-3 Khichripur	28	M.C.D Primary School Block-12,Kalyanpuri
8	M.C.D Primary School Block-3 Khichripur	29	M.C.D Primary School Block-12,Kalyanpuri
9	M.C.D Primary School Block-3 Khichripur	30	M.C.D Primary School Block-19 Kalyanpuri
10	M.C.D Primary School Block-3 Khichripur	31	Community Centre, Block-11-12, Kalyan Puri(Dusib)
11	M.C.D Primary School Block-3 Khichripur	32	Community Centre, Block-11-12, Kalyan Puri(Dusib)
12	M.C.D Primary School Block-3 Khichripur	33	Community Centre, Block-11-12, Kalyan Puri(Dusib)
13	M.C.D Primary School Block-3 Khichripur	34	Community Centre, Block-13-14, Kalyan Puri(Dusib)
14	M.C.D Primary School Block-5 Khichripur	35	Community Centre, Block-13-14, Kalyan Puri(Dusib)
15	M.C.D Primary School Block-5 Khichripur	36	Community Centre, Block-13-14, Kalyan Puri(Dusib)
16	M.C.D Primary School Block-5 Khichripur	37	Community Centre, Block-13-14, Kalyan Puri(Dusib)
17	M.C.D Primary School Block-5 Khichripur	38	Community Centre, Block-13-14, Kalyan Puri(Dusib)
18	M.C.D Primary School Block-5 Khichripur	39	M.C.D Primary School, Block-16 Kalyanpuri
19	M.C.D Primary School Block-5 Khichripur	40	M.C.D Primary School, Block-16 Kalyanpuri
20	M.C.D Primary School Block-3 Khichripur	41	M.C.D Primary School, Block-16 Kalyanpuri
21	M.C.D Primary School Block-3 Khichripur	42	M.C.D Primary School, Block-16 Kalyanpuri

Contd....

Polling Station Level Election Results

Polling Station-wise Votes Secured by Overall Top Five Parties in Kondli Assembly in Assembly Election (AE) under East Delhi Parliamentary Constituency in Delhi (2020)

Number of Polling Station	Winner - Kuldeep Kumar (AAP)	Runner-up - Raj Kumar (BJP)	3rd - Amrish Singh Gautam (INC)	4th - Karmvir (BSP)	5th - Akshay Kumar (IND)	NOTA	Other	Total Votes Secured
36	513	168	286	12	2	5	11	997
37	697	259	44	5	2	2	3	1012
38	666	311	47	7	1	5	3	1040
39	329	158	8	23	2	2	1	523
40	398	218	12	12	1	2	1	644
41	607	273	16	22	0	2	4	924
42	731	207	59	8	4	2	1	1012
43	496	98	23	7	1	4	2	631
44	555	322	42	6	1	5	3	934
45	624	304	28	8	4	3	6	977
46	409	295	16	2	1	4	4	731
47	338	265	8	6	1	2	1	621
48	676	219	48	13	4	6	4	970
49	734	209	7	9	1	6	5	971
50	583	214	64	7	1	4	5	878
51	605	242	28	3	1	2	4	885
52	555	130	24	2	0	7	1	719
53	274	290	31	1	3	3	2	604
54	256	197	14	5	1	2	0	475
55	161	284	8	3	1	0	1	458
56	224	337	11	8	3	4	0	587
57	224	331	16	5	2	2	1	581
58	163	337	13	8	3	3	2	529
59	249	390	18	6	2	3	1	669
60	248	483	4	9	1	1	2	748
61	203	401	14	5	0	1	4	628
62	166	141	7	5	1	0	0	320
63	335	291	31	12	6	2	2	679
64	519	211	20	63	22	2	3	840
65	458	91	15	18	17	3	4	606
66	618	150	38	102	6	2	1	917
67	467	82	15	56	4	4	1	629
68	700	155	23	73	49	7	8	1015
69	655	100	34	48	10	5	3	855
70	401	88	14	57	5	2	1	568

Contd....

Polling Station Level Election Results

Winner, Runner-up and 3rd Party Position & Winning Margin According to Polling Stations in Kondli Assembly in Assembly Election (AE) under East Delhi Parliamentary Constituency in Delhi (2020)

Polling Station Number	Winner Party	Winner Votes (%)	Runner-up Party	Runner-up Votes (%)	Winning Margin Votes (%)	Third Party	Third Party Votes (%)	Other Votes (%)
71	AAP	374 (71.37)	BJP	72 (13.74)	302 (57.63)	BSP	61 (11.64)	17 (3.24)
72	AAP	253 (59.81)	BJP	112 (26.48)	141 (33.33)	INC	31 (7.33)	27 (6.38)
73	AAP	537 (65.73)	BJP	131 (16.03)	406 (49.7)	BSP	86 (10.53)	63 (7.71)
74	AAP	580 (60.48)	BJP	208 (21.69)	372 (38.79)	INC	98 (10.22)	73 (7.61)
75	AAP	451 (62.73)	BJP	147 (20.45)	304 (42.28)	INC	63 (8.76)	58 (8.07)
76	AAP	466 (48.39)	BJP	412 (42.78)	54 (5.61)	INC	56 (5.82)	29 (3.01)
77	AAP	382 (48.85)	BJP	321 (41.05)	61 (7.8)	BSP	56 (7.16)	23 (2.94)
78	AAP	478 (68.68)	BJP	118 (16.95)	360 (51.73)	BSP	77 (11.06)	23 (3.3)
79	AAP	505 (69.56)	BJP	107 (14.74)	398 (54.82)	BSP	65 (8.95)	49 (6.75)
80	AAP	407 (64.81)	BJP	150 (23.89)	257 (40.92)	BSP	49 (7.8)	22 (3.5)
81	AAP	403 (65.85)	BJP	131 (21.41)	272 (44.44)	BSP	34 (5.56)	44 (7.19)
82	AAP	459 (53.31)	BJP	337 (39.14)	122 (14.17)	BSP	38 (4.41)	27 (3.14)
83	AAP	332 (59.71)	BJP	151 (27.16)	181 (32.55)	BSP	50 (8.99)	23 (4.14)
84	AAP	295 (47.66)	BJP	275 (44.43)	20 (3.23)	BSP	33 (5.33)	16 (2.58)
85	BJP	489 (57.6)	AAP	313 (36.87)	176 (20.73)	BSP	19 (2.24)	28 (3.3)
86	AAP	470 (76.3)	BJP	84 (13.64)	386 (62.66)	BSP	44 (7.14)	18 (2.92)
87	AAP	255 (64.23)	BSP	72 (18.14)	183 (46.09)	BJP	57 (14.36)	13 (3.27)
88	AAP	571 (68.22)	BJP	150 (17.92)	421 (50.3)	BSP	68 (8.12)	48 (5.73)
89	AAP	1004 (93.05)	BJP	36 (3.34)	968 (89.71)	INC	17 (1.58)	22 (2.04)
90	AAP	767 (80.91)	BJP	98 (10.34)	669 (70.57)	BSP	50 (5.27)	33 (3.48)
91	AAP	819 (90.4)	INC	37 (4.08)	782 (86.32)	BJP	28 (3.09)	22 (2.43)
92	AAP	865 (94.74)	INC	19 (2.08)	846 (92.66)	BJP	18 (1.97)	11 (1.2)
93	AAP	475 (66.34)	BSP	157 (21.93)	318 (44.41)	BJP	63 (8.8)	21 (2.93)
94	AAP	626 (79.44)	BJP	83 (10.53)	543 (68.91)	BSP	59 (7.49)	20 (2.54)
95	AAP	351 (48.15)	BJP	334 (45.82)	17 (2.33)	INC	23 (3.16)	21 (2.88)
96	AAP	416 (61.81)	BJP	195 (28.97)	221 (32.84)	INC	31 (4.61)	31 (4.61)
97	BJP	546 (61.9)	AAP	273 (30.95)	273 (30.95)	INC	36 (4.08)	27 (3.06)
98	AAP	272 (46.58)	BJP	270 (46.23)	2 (0.35)	INC	24 (4.11)	18 (3.08)
99	BJP	219 (51.17)	AAP	185 (43.22)	34 (7.95)	INC	16 (3.74)	8 (1.87)
100	AAP	521 (55.66)	BJP	354 (37.82)	167 (17.84)	BSP	28 (2.99)	33 (3.53)
101	AAP	273 (45.73)	BJP	271 (45.39)	2 (0.34)	INC	28 (4.69)	25 (4.19)
102	BJP	288 (49.57)	AAP	260 (44.75)	28 (4.82)	INC	18 (3.1)	15 (2.58)
103	BJP	291 (50.26)	AAP	266 (45.94)	25 (4.32)	INC	10 (1.73)	12 (2.07)
104	BJP	508 (51)	AAP	452 (45.38)	56 (5.62)	INC	23 (2.31)	13 (1.31)
105	AAP	327 (52.24)	BJP	278 (44.41)	49 (7.83)	INC	15 (2.4)	6 (0.96)

Contd....

MCD Election Results

Number and Name of Ward (2017)

Number of Ward	Name of Ward	Number of Ward	Name of Ward
005E	Dallupura		
006E	Gharoli		
007E	Kondli		
008E	Kalyan Puri		

Number and Name of Ward (2012)

Number of Ward	Name of Ward	Number of Ward	Name of Ward
213	Kalyan Puri (SC)		
214	Khichri Pur		
215	Kondli (W)		
216	Gharoli		

MCD Election Results

Ward-wise Winner & Runner-up in Kondli Assembly Constituency (MCD Election 2017)

MCD Ward Number	Winner Party	Winner Votes (%)	Runner-up Party	Runner-up Votes (%)	Winning Margin Votes (%)
005E	BJP	10023 (43.15)	INC	7916 (34.08)	2107 (9.07)
006E	BSP	9787 (33.26)	INC	8278 (28.13)	1509 (5.13)
007E	BJP	8737 (32.94)	BSP	5870 (22.13)	2867 (10.81)
008E	AAP	8260 (33.72)	BJP	7386 (30.15)	874 (3.57)

MCD Election Results

Summary Result of Ward 005 E (Dallupura) : MCD Election - 2017

Candidate Name	Party	Votes	Votes%
Ward 005 E : Dallupura			
Rajeev Kumar	BJP	10023	43.15
Anand Kumar	INC	7916	34.08
Parmal Singh	AAP	4361	18.77
Sandeep Kumar	IND	317	1.36
Mohd Naseer	BSP	165	0.71
Rahul	IND	125	0.54
Ram Pravesh Yadav	IND	51	0.22
Sunder Pal	IND	28	0.12
	NOTA	244	1.05

DISCLAIMER

The Terms of Use and Disclaimer of Datanet India Private Limited (hereinafter referred to as "Datanet") for use of this analysis report of **Kondli Assembly Constituency (Kondli Vidhan Sabha)** :-

1. **Assembly Factbook™** is a Registered Trade Mark owned by Datanet.
2. All the maps are sketched and graphical representation only and have not been drawn to the scale and also not to represent the actual geographical area or boundary of the unit.
3. The data for the aforesaid analysis is based on authentic sources and has been culled from the various publications of Census, CSO and NSSO for district and block level data, various central and state government departments, Central & State Elections Commissions and the concerned Returning Officers' releases, Electoral Rolls, Election results and allied publications, internal assessment, surveys, estimates and analysis. Therefore, certain adjustment of data at micro level may have been done to arrive closer to the macro data.
4. Data have been provided on an "As Is" and "As AVAILABLE" basis
5. The colours shown in the maps or diagram and charts of a particular party, alliance or AC are indicative and do not represent them.
6. This publication which includes maps, sheets, graphs and data would be the property under copyright of Datanet only. The user may use these for its internal study, analysis and research purposes. It's public display, re-selling or any commercial uses by the user are not allowed.
7. Datanet has taken due care and caution in compilation and processing of data and allied information, but does not guarantee the accuracy, adequacy or completeness of any information/analysis and will be not responsible for any errors or omissions or for the results obtained from the use of such information/analysis.
8. All the contents for the publication have been culled from various authentic sources and Datanet reasonably believes such sources to be reliable, but does not make any representations, express or implied as to the accuracy or fitness of use of such information. The information or contents of the information/analysis do not constitute advice and should not be relied upon in making (or refraining from making) any decision. Any reliance placed upon the information provided by Datanet is the sole responsibility and strictly at the user's risk.
9. In no event will Datanet be liable for any damages (including, without limitation, damages for loss of business projects, or loss of profits) arising in contract, tort or otherwise from the use of or inability to use any of its contents, or from any action taken (or refrained from being taken) as a result of using the analysis or any of its contents. Datanet its directors, owners, editors, officials, employees, distributor and agents or any associate will not be liable for any errors in the information contained or any consequences arising from the use of the contents of the provided information/analysis.
10. If any provision of these terms and conditions is held invalid or illegal or unenforceable for any reason by any court of competent jurisdiction, such provision shall be severed and the remainder of provisions of the terms and conditions shall continue in full force and effect as if the Term of Use had been executed with the invalid, illegal or unenforceable provision eliminated.
11. If there are any discrepancies in the information provided, please bring it to attention of Datanet for suitable rectification measures.

Buy Online This Complete Book At
Datanet India eBooks Store

www.indiastatpublications.com

or go directly at

[http://www.indiastatpublications.com/
Assembly_factbook/Delhi/East_Delhi/ Kondli](http://www.indiastatpublications.com/Assembly_factbook/Delhi/East_Delhi/Kondli)



i **india**stat**elections**

ISBN : 978-93-5293-423-2



9 789352 934232