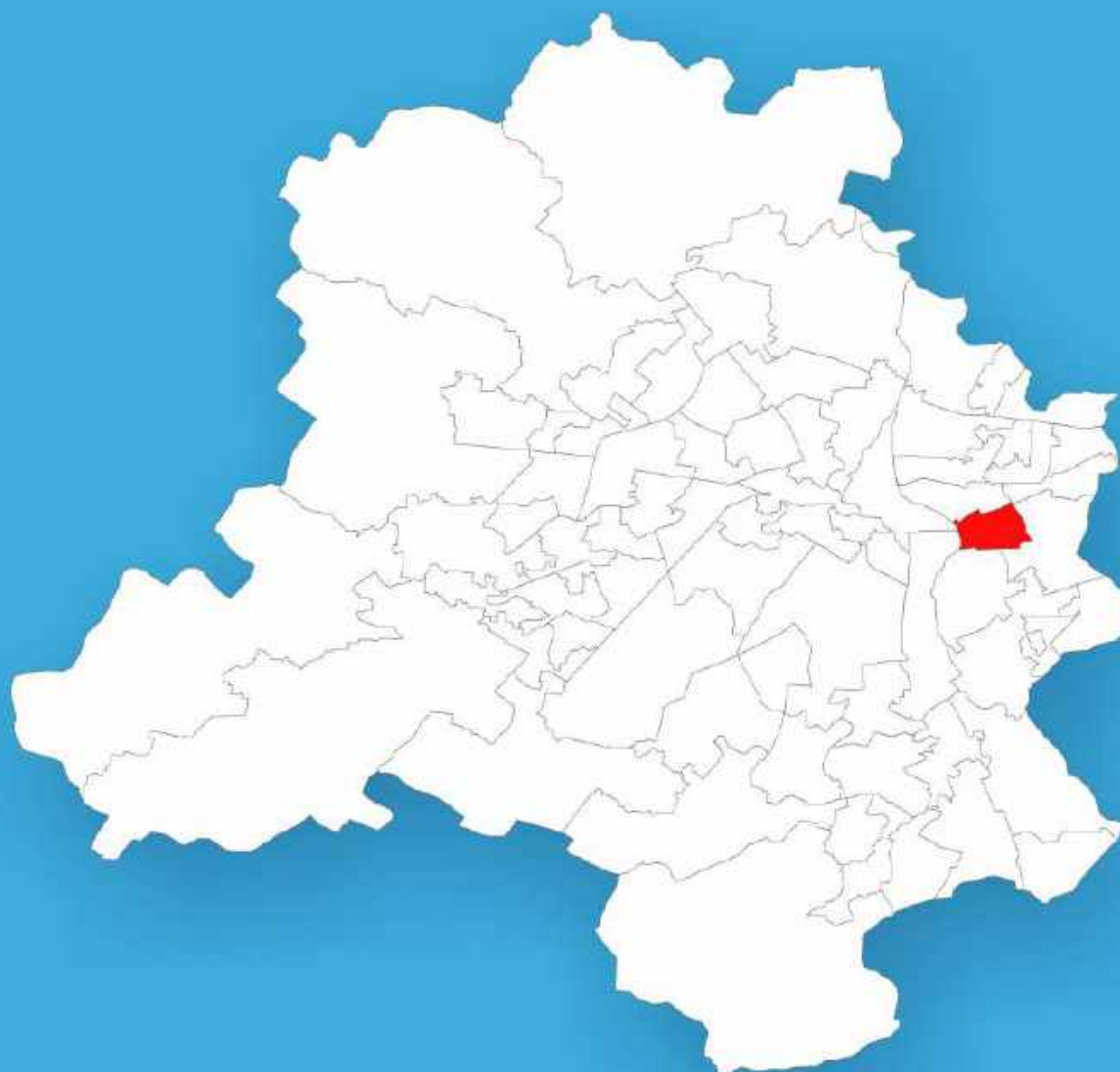




Delhi

Assembly Factbook™

Krishna Nagar Assembly Constituency

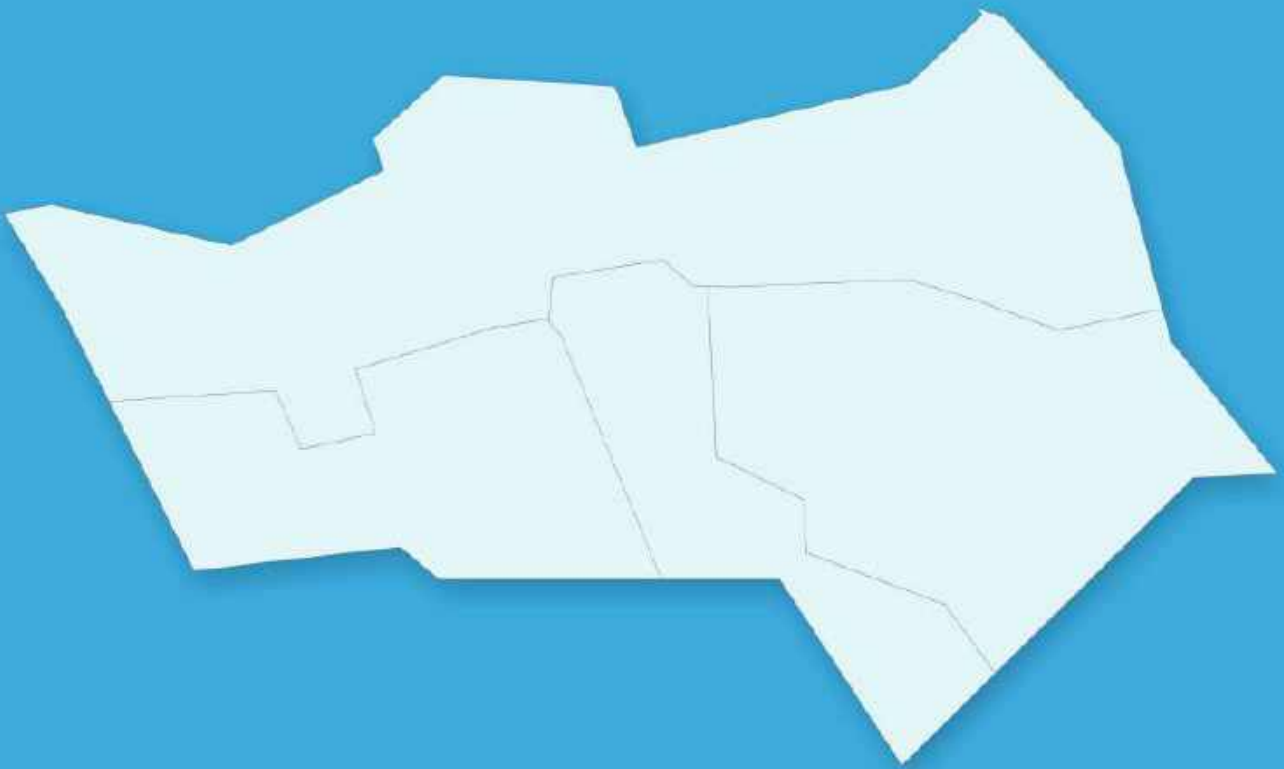


Key Electoral Data of Krishna Nagar
Assembly Constituency (Vidhan Sabha)

Delhi

Assembly Factbook™

Krishna Nagar Assembly Constituency



Krishna Nagar Vidhan Sabha

Editor & Director

Dr. R.K. Thukral

Research Editor

Dr. Shafeeq Rahman

Compiled, Researched and Published by Datanet India Pvt. Ltd.

D-100, 1st Floor,

Okhla Industrial Area, Phase-I,
New Delhi- 110020.

Ph.: 91-11- 43580781-84

Email : support@indiastatpublications.com

Website : www.indiastatelections.com

Online Book Store :

www.indiastatpublications.com

Report No. : AFB/DL-60-0125

ISBN : 978-93-5293-424-9

First Edition : January, 2018

Eighth Updated Edition : January, 2025

Price : Rs. 11500/-

US\$ 310

© **Datanet India Pvt. Ltd.**

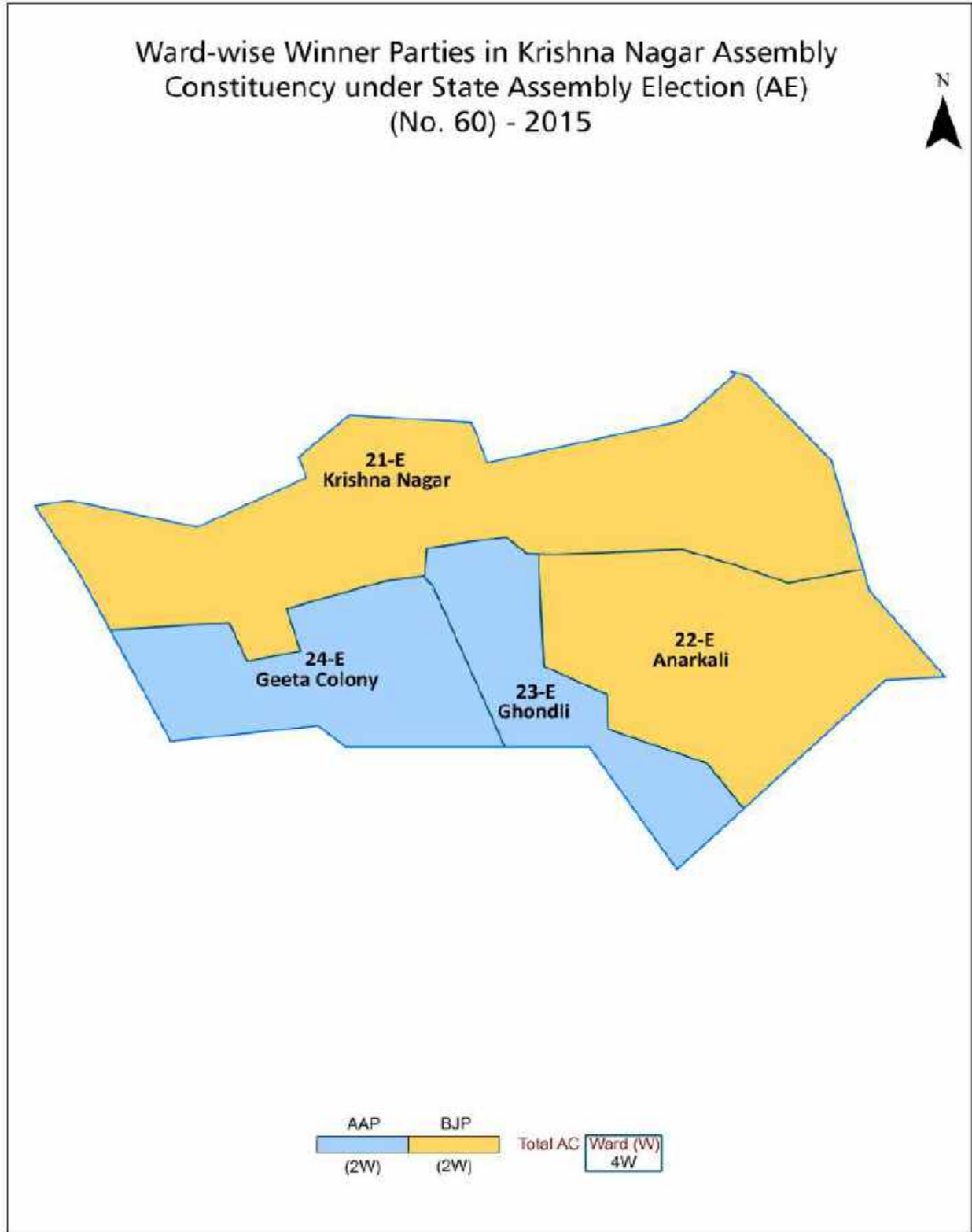
All rights reserved. No part of this book may be reproduced, stored in a retrieval system or transmitted in any form or by any means, mechanical photocopying, photographing, scanning, recording or otherwise without the prior written permission of the publisher. Please refer to Disclaimer at page no. 192 for the use of this publication.

Printed in India

Contents

No.	Particulars	Page No.
1	Introduction Assembly Constituency at a Glance Features of Assembly as per Delimitation Commission of India (2008)	1-2
2	Location and Political Maps Location Map Boundaries of Assembly Constituency in District Boundaries of Assembly Constituency under Parliamentary Constituency Ward-wise Winner Parties- 2025, 2024, 2020, 2019, 2015, 2014, 2013, 2009 and 2008	3-11
3	Administrative Setup & Demographics (2011) Ward Name Ward Number Population Population by Ward Sex Ratio Religious Population Social Population	12
4	Electoral Features Important Dates of Last Elections Held Electors by Gender Service Electors Voters Voters Turnout Polling Stations & Average Number of Electors per Polling Station Electors by Age Group Present Elected Representatives	13-18
5	Historical Summary Election Results Vote Share of Major Parties Winning Margin (Number & Percentage Polarity Summary Result of Assembly Segment of Parliamentary Election 2024, 2019, 2014, 2009, 2004 and 1999 Summary Result of Assembly Elections 2025, 2020, 2015, 2013, 2008, 2003, 1998, 1993 and 1977	19-35
6	Polling Station Level Election Results Name and Number of Polling Station 2025, 2024, 2020, 2019, 2015, 2014, 2013, 2009 and 2008 Polling Station-wise Electoral, Voter & Voter Turnout 2025, 2024, 2020, 2019, 2015, 2014, 2013, 2009 and 2008 Polling Station wise Elections Results 2025, 2024, 2020, 2019, 2015, 2014, 2013, 2009 & 2008	36-174
7	MCD Ward Election Result MCD Election 2017 and 2012	175-185
8	Share of Assembly Constituency Share of Assembly Constituency in State and Parliamentary Constituency	186
9	Abbreviation & Sources	189-190
10	Disclaimer	192

Location & Political Map

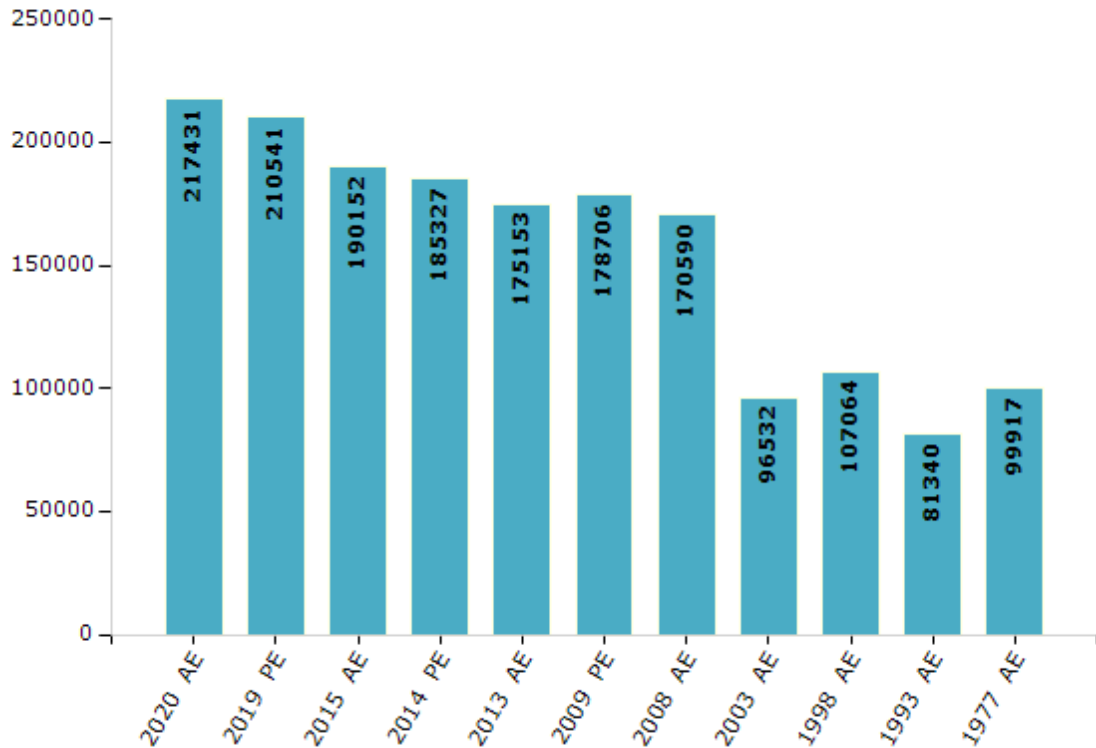


Electoral Features

Electors by Male & Female

Year	Male	Female	Others	Total	Year	Male	Female	Others	Total
2020 AE	113776	103652	3	217431	2003 AE	51952	44580	-	96532
2019 PE	110441	100098	2	210541	1999 PE	-	-	-	-
2015 AE	100523	89626	3	190152	1998 AE	58228	48836	-	107064
2014 PE	97947	87377	3	185327	1993 AE	44737	36603	-	81340
2013 AE	92879	82273	1	175153	1983 AE	-	-	-	-
2009 PE	95420	83286	0	178706	1977 AE	56744	43173	-	99917
2008 AE	90994	79596	-	170590	1972 AE	-	-	-	-
2004 PE	-	-	-	-	1952 AE	-	-	-	-

Number of Electors

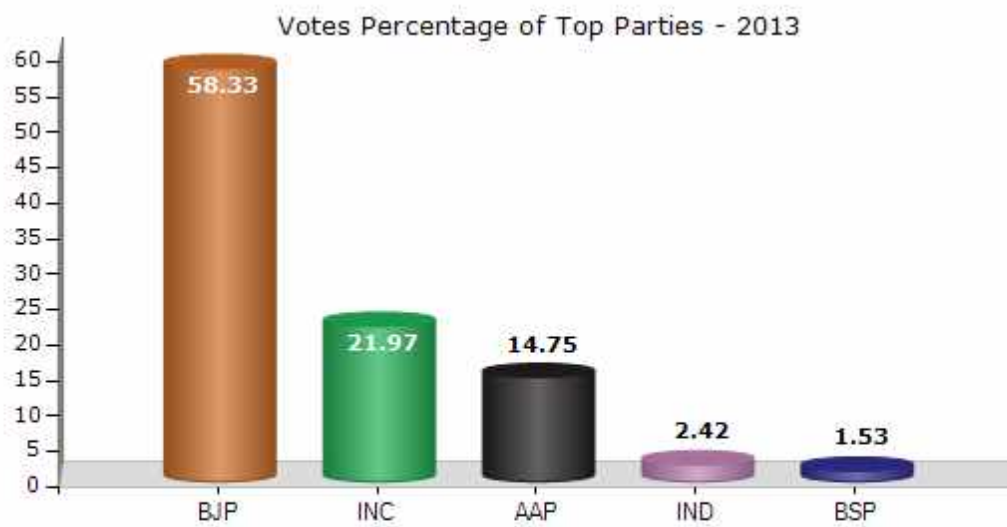


Note : AE : Assembly Election, PE : Assembly Segment of Parliamentary Election

Historical Summary Election Results

Summary Result of Assembly Election - 2013

Candidate Name	Party	Votes	Votes %
Dr. Harsh Vardhan	BJP	69222	58.33
Dr Vinod Kumar Monga	INC	26072	21.97
Ishrat Ali Ansari	AAP	17498	14.75
Sahrur	IND	2876	2.42
Nayeem Abbas	BSP	1820	1.53
Salma	SP	275	0.23
Rajesh	ANC	165	0.14
Vijay Kumar Arora	IND	86	0.07
Ajay Suryavanshi	IND	63	0.05
	NOTA	587	0.49



Polling Station Level Election Results

Number and Name of Polling Stations (PS) (2020)

Number of Polling Stations	Name of Polling Stations	Number of Polling Stations	Name of Polling Stations
1	M.C.Primary School Mahila Colony	22	Saai Memorial School Raja Ram Kohli Marg , Geeta Colony
2	M.C.Primary School Mahila Colony	23	Saai Memorial School Raja Ram Kohli Marg , Geeta Colony
3	Govt.Girls.Ser School No-2 Gandhi Nagar Opp. Block-10 Geeta Colony	24	Saai Memorial School Raja Ram Kohli Marg , Geeta Colony
4	Govt.Girls.Ser School No-2 Gandhi Nagar Opp. Block-10 Geeta Colony	25	E.D.M.C Co-Ed Primary School Block-5, Geeta Colony
5	Govt.Girls.Ser School No-2 Gandhi Nagar Opp. Block-10 Geeta Colony	26	E.D.M.C Co-Ed Primary School Block-5, Geeta Colony
6	Govt.Girls.Ser School No-2 Gandhi Nagar Opp. Block-10 Geeta Colony	27	Edmc Co-Ed Pry. School Block No. 2 Geeta Colony Situated At Block 5 Geeta Colony
7	Govt.Co-Ed Sec School Geeta Colony Block-2	28	Edmc Co-Ed Pry. School Block No. 2 Geeta Colony Situated At Block 5 Geeta Colony
8	M.C.Primary School Block-6, Geeta Colony	29	E.D.M.C Co-Ed Primary School Block-5, Geeta Colony
9	M.C.Primary School Block-6, Geeta Colony	30	M.C.Primary School Block-6, Geeta Colony
10	Govt.Co-Ed Sec School Geeta Colony Block-2	31	M.C.Primary School Block-6, Geeta Colony
11	Govt.Co-Ed Sec School Geeta Colony Block-2	32	M.C.Primary School Block-6, Geeta Colony
12	Govt.Co-Ed Sec School Geeta Colony Block-2	33	M.C.Primary School Block-6, Geeta Colony
13	Govt.Co-Ed Sec School Geeta Colony Block-2	34	M.C.Primary School Block-6, Geeta Colony
14	Govt.Co-Ed Sec School Geeta Colony Block-2	35	Govt.Boys Sr Sec.School Block-13,Geeta Colony
15	Community Center Block-1, Geeta Colony (Edmc)	36	Govt.Boys Sr Sec.School Block-13,Geeta Colony
16	Community Center Block-1, Geeta Colony (Edmc)	37	Govt.Boys Sr Sec.School Block-13,Geeta Colony
17	Career Public School Jheel Khuranja Near Old Subji Mandi	38	Govt.Boys Sr Sec.School Block-13,Geeta Colony
18	Career Public School Jheel Khuranja Near Old Subji Mandi	39	Sarvodaya Bal Vidyalaya Rani Gardan
19	M.C.Primary School A-7,Krishna Nagar	40	Sarvodaya Bal Vidyalaya Rani Gardan
20	Saai Memorial School Raja Ram Kohli Marg , Geeta Colony	41	M.C.Primary School Block-13,Geeta Colony
21	Saai Memorial School Raja Ram Kohli Marg , Geeta Colony	42	M.C.Primary School Block-13,Geeta Colony

Contd....

Polling Station Level Election Results

Polling Station-wise Votes Secured by Overall Top Five Parties in Krishna Nagar Assembly in Assembly Election (AE) under East Delhi Parliamentary Constituency in Delhi (2020)

Number of Polling Station	Winner - S. K. Bagga (Advocate) (AAP)	Runner-up - Dr. Anil Goyal (BJP)	3rd - Dr. Ashok Kumar Walia (INC)	4th - Advocate Manjeet Singh (BSP)	5th - Charanjeet (AAPP)	NOTA	Other	Total Votes Secured
36	454	202	14	16	2	4	6	698
37	272	184	6	11	0	4	4	481
38	293	84	12	1	0	1	0	391
39	376	493	38	0	0	5	1	913
40	298	406	40	9	0	2	1	756
41	212	405	27	1	0	5	2	652
42	225	242	29	5	0	1	1	503
43	239	297	21	3	0	2	0	562
44	415	467	47	6	0	3	0	938
45	323	450	35	0	2	1	3	814
46	307	392	22	0	4	3	1	729
47	213	292	69	0	2	0	2	578
48	216	290	29	2	4	1	2	544
49	277	535	55	1	2	1	4	875
50	198	278	21	0	0	0	1	498
51	316	601	68	2	3	2	2	994
52	252	464	49	3	1	2	0	771
53	303	244	26	1	3	3	1	581
54	502	438	40	2	3	2	4	991
55	501	270	7	4	3	5	4	794
56	402	205	10	3	1	0	3	624
57	425	268	14	6	3	3	2	721
58	134	246	24	0	1	0	1	406
59	410	551	29	1	1	4	0	996
60	420	334	18	4	0	2	1	779
61	341	565	18	3	2	1	2	932
62	271	406	17	2	1	2	3	702
63	254	434	30	0	2	2	0	722
64	394	314	18	3	3	1	1	734
65	240	385	34	1	0	2	1	663
66	242	247	26	1	1	1	1	519
67	366	518	27	5	2	2	5	925
68	202	350	22	0	0	5	4	583
69	262	511	12	1	1	5	0	792
70	189	309	37	0	0	1	0	536

Contd....

Polling Station Level Election Results

Winner, Runner-up and 3rd Party Position & Winning Margin According to Polling Stations in Krishna Nagar Assembly in Assembly Election (AE) under East Delhi Parliamentary Constituency in Delhi (2020)

Polling Station Number	Winner Party	Winner Votes (%)	Runner-up Party	Runner-up Votes (%)	Winning Margin Votes (%)	Third Party	Third Party Votes (%)	Other Votes (%)
71	AAP	358 (60.47)	BJP	213 (35.98)	145 (24.49)	INC	15 (2.53)	6 (1.01)
72	BJP	694 (69.68)	AAP	258 (25.9)	436 (43.78)	INC	32 (3.21)	12 (1.2)
73	AAP	968 (89.13)	BJP	86 (7.92)	882 (81.21)	INC	13 (1.2)	19 (1.75)
74	AAP	1063 (96.03)	INC	28 (2.53)	1035 (93.5)	BJP	8 (0.72)	8 (0.72)
75	AAP	584 (89.16)	BJP	57 (8.7)	527 (80.46)	INC	11 (1.68)	3 (0.46)
76	AAP	510 (92.22)	BJP	28 (5.06)	482 (87.16)	INC	13 (2.35)	2 (0.36)
77	BJP	519 (62.23)	AAP	276 (33.09)	243 (29.14)	INC	28 (3.36)	11 (1.32)
78	BJP	403 (51.87)	AAP	318 (40.93)	85 (10.94)	INC	45 (5.79)	11 (1.42)
79	BJP	309 (63.32)	AAP	162 (33.2)	147 (30.12)	INC	15 (3.07)	2 (0.41)
80	BJP	449 (60.19)	AAP	269 (36.06)	180 (24.13)	INC	21 (2.82)	7 (0.94)
81	BJP	416 (53.68)	AAP	322 (41.55)	94 (12.13)	INC	27 (3.48)	10 (1.29)
82	BJP	415 (56.46)	AAP	272 (37.01)	143 (19.45)	INC	36 (4.9)	12 (1.63)
83	BJP	450 (56.04)	AAP	323 (40.22)	127 (15.82)	INC	21 (2.62)	9 (1.12)
84	BJP	317 (55.71)	AAP	240 (42.18)	77 (13.53)	INC	10 (1.76)	2 (0.35)
85	BJP	495 (62.98)	AAP	253 (32.19)	242 (30.79)	INC	30 (3.82)	8 (1.02)
86	BJP	351 (65.24)	AAP	166 (30.86)	185 (34.38)	INC	16 (2.97)	5 (0.93)
87	BJP	374 (56.24)	AAP	254 (38.2)	120 (18.04)	INC	27 (4.06)	10 (1.5)
88	BJP	439 (66.41)	AAP	191 (28.9)	248 (37.51)	INC	26 (3.93)	5 (0.76)
89	BJP	353 (53.32)	AAP	284 (42.9)	69 (10.42)	INC	22 (3.32)	3 (0.45)
90	BJP	413 (63.05)	AAP	201 (30.69)	212 (32.36)	INC	37 (5.65)	4 (0.61)
91	BJP	392 (58.86)	AAP	249 (37.39)	143 (21.47)	INC	22 (3.3)	3 (0.45)
92	BJP	473 (61.67)	AAP	269 (35.07)	204 (26.6)	INC	19 (2.48)	6 (0.78)
93	BJP	517 (62.67)	AAP	263 (31.88)	254 (30.79)	INC	38 (4.61)	7 (0.85)
94	BJP	291 (58.67)	AAP	191 (38.51)	100 (20.16)	INC	12 (2.42)	2 (0.4)
95	BJP	513 (58.03)	AAP	334 (37.78)	179 (20.25)	INC	23 (2.6)	14 (1.58)
96	BJP	323 (58.41)	AAP	212 (38.34)	111 (20.07)	INC	18 (3.25)	0 (0)
97	BJP	490 (54.44)	AAP	378 (42)	112 (12.44)	INC	23 (2.56)	9 (1)
98	BJP	496 (53.45)	AAP	388 (41.81)	108 (11.64)	INC	32 (3.45)	12 (1.29)
99	AAP	303 (58.61)	BJP	186 (35.98)	117 (22.63)	INC	14 (2.71)	14 (2.71)
100	AAP	482 (54.4)	BJP	377 (42.55)	105 (11.85)	INC	16 (1.81)	11 (1.24)
101	BJP	511 (55.97)	AAP	370 (40.53)	141 (15.44)	INC	14 (1.53)	18 (1.97)
102	BJP	471 (55.67)	AAP	344 (40.66)	127 (15.01)	INC	21 (2.48)	10 (1.18)
103	AAP	220 (48.35)	BJP	220 (48.35)	0 (0)	INC	10 (2.2)	5 (1.1)
104	BJP	461 (48.99)	AAP	441 (46.87)	20 (2.12)	INC	32 (3.4)	7 (0.74)
105	AAP	330 (56.03)	BJP	235 (39.9)	95 (16.13)	INC	12 (2.04)	12 (2.04)

Contd....

MCD Election Results

Number and Name of Ward (2017)

Number of Ward	Name of Ward	Number of Ward	Name of Ward
021E	Krishna Nagar		
022E	Anarkali		
023E	Ghondli		
024E	Geeta Colony		

Number and Name of Ward (2012)

Number of Ward	Name of Ward	Number of Ward	Name of Ward
229	Krishna Nagar (W)		
230	Geeta Colony		
231	Ghondli (W)		
232	Anarkali		

MCD Election Results

Ward-wise Winner & Runner-up in Krishna Nagar Assembly Constituency (MCD Election 2017)

MCD Ward Number	Winner Party	Winner Votes (%)	Runner-up Party	Runner-up Votes (%)	Winning Margin Votes (%)
021E	BJP	15889 (60.57)	AAP	6567 (25.03)	9322 (35.54)
022E	BJP	13233 (47.99)	AAP	9051 (32.82)	4182 (15.17)
023E	BJP	8639 (30.37)	AAP	8302 (29.19)	337 (1.18)
024E	BJP	10399 (38.17)	AAP	7530 (27.64)	2869 (10.53)

MCD Election Results

Summary Result of Ward 021 E (Krishna Nagar) : MCD Election - 2017

Candidate Name	Party	Votes	Votes%
Ward 021 E : Krishna Nagar			
Sandeep Kapoor	BJP	15889	60.57
Naveen Kumar Gupta	AAP	6567	25.03
Suman Nayyar	INC	3467	13.22
	NOTA	311	1.19

DISCLAIMER

The Terms of Use and Disclaimer of Datanet India Private Limited (hereinafter referred to as "Datanet") for use of this analysis report of **Krishna Nagar Assembly Constituency (Krishna Nagar Vidhan Sabha)** :-

1. **Assembly Factbook™** is a Registered Trade Mark owned by Datanet.
2. All the maps are sketched and graphical representation only and have not been drawn to the scale and also not to represent the actual geographical area or boundary of the unit.
3. The data for the aforesaid analysis is based on authentic sources and has been culled from the various publications of Census, CSO and NSSO for district and block level data, various central and state government departments, Central & State Elections Commissions and the concerned Returning Officers' releases, Electoral Rolls, Election results and allied publications, internal assessment, surveys, estimates and analysis. Therefore, certain adjustment of data at micro level may have been done to arrive closer to the macro data.
4. Data have been provided on an "As Is" and "As AVAILABLE" basis
5. The colours shown in the maps or diagram and charts of a particular party, alliance or AC are indicative and do not represent them.
6. This publication which includes maps, sheets, graphs and data would be the property under copyright of Datanet only. The user may use these for its internal study, analysis and research purposes. It's public display, re-selling or any commercial uses by the user are not allowed.
7. Datanet has taken due care and caution in compilation and processing of data and allied information, but does not guarantee the accuracy, adequacy or completeness of any information/analysis and will be not responsible for any errors or omissions or for the results obtained from the use of such information/analysis.
8. All the contents for the publication have been culled from various authentic sources and Datanet reasonably believes such sources to be reliable, but does not make any representations, express or implied as to the accuracy or fitness of use of such information. The information or contents of the information/analysis do not constitute advice and should not be relied upon in making (or refraining from making) any decision. Any reliance placed upon the information provided by Datanet is the sole responsibility and strictly at the user's risk.
9. In no event will Datanet be liable for any damages (including, without limitation, damages for loss of business projects, or loss of profits) arising in contract, tort or otherwise from the use of or inability to use any of its contents, or from any action taken (or refrained from being taken) as a result of using the analysis or any of its contents. Datanet its directors, owners, editors, officials, employees, distributor and agents or any associate will not be liable for any errors in the information contained or any consequences arising from the use of the contents of the provided information/analysis.
10. If any provision of these terms and conditions is held invalid or illegal or unenforceable for any reason by any court of competent jurisdiction, such provision shall be severed and the remainder of provisions of the terms and conditions shall continue in full force and effect as if the Term of Use had been executed with the invalid, illegal or unenforceable provision eliminated.
11. If there are any discrepancies in the information provided, please bring it to attention of Datanet for suitable rectification measures.

Buy Online This Complete Book At
Datanet India eBooks Store

www.indiastatpublications.com

or go directly at

[http://www.indiastatpublications.com/
Assembly_factbook/Delhi/East_Delhi/ Krishna_Nagar](http://www.indiastatpublications.com/Assembly_factbook/Delhi/East_Delhi/Krishna_Nagar)



i **india**stat**elections**

ISBN : 978-03-5293-424-9



9 789352 934249