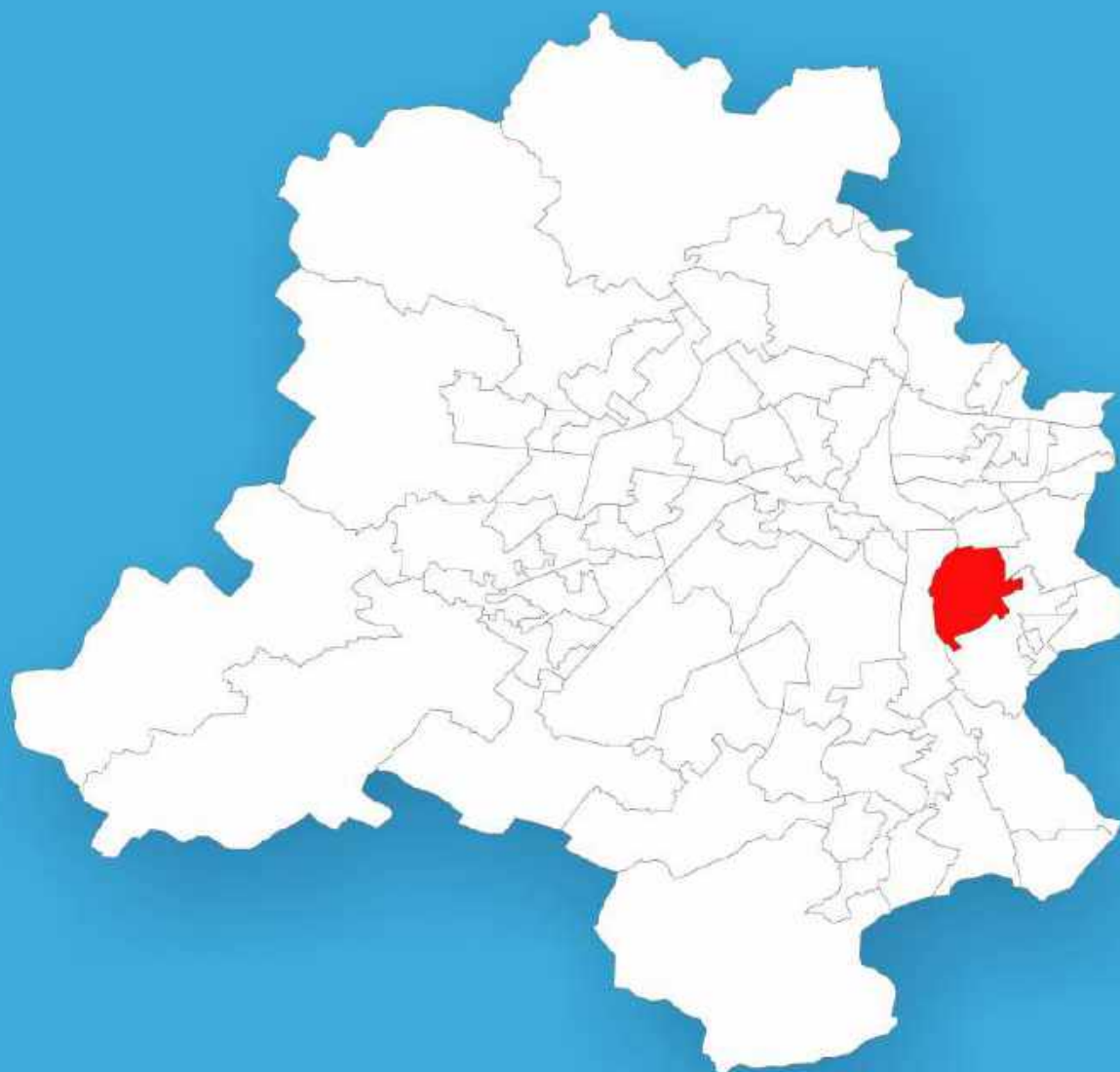




Delhi

Assembly Factbook™

Laxmi Nagar Assembly Constituency



Key Electoral Data of Laxmi Nagar
Assembly Constituency (Vidhan Sabha)

Delhi

Assembly Factbook™

Laxmi Nagar Assembly Constituency



Laxmi Nagar Vidhan Sabha

Editor & Director

Dr. R.K. Thukral

Research Editor

Dr. Shafeeq Rahman

Compiled, Researched and Published by Datanet India Pvt. Ltd.

D-100, 1st Floor,

Okhla Industrial Area, Phase-I,
New Delhi- 110020.

Ph.: 91-11- 43580781-84

Email : support@indiastatpublications.com

Website : www.indiastatelections.com

Online Book Store :

www.indiastatpublications.com

Report No. : AFB/DL-58-0125

ISBN : 978-93-5293-425-6

First Edition : January, 2018

Eighth Updated Edition : January, 2025

Price : Rs. 11500/-

US\$ 310

© Datanet India Pvt. Ltd.

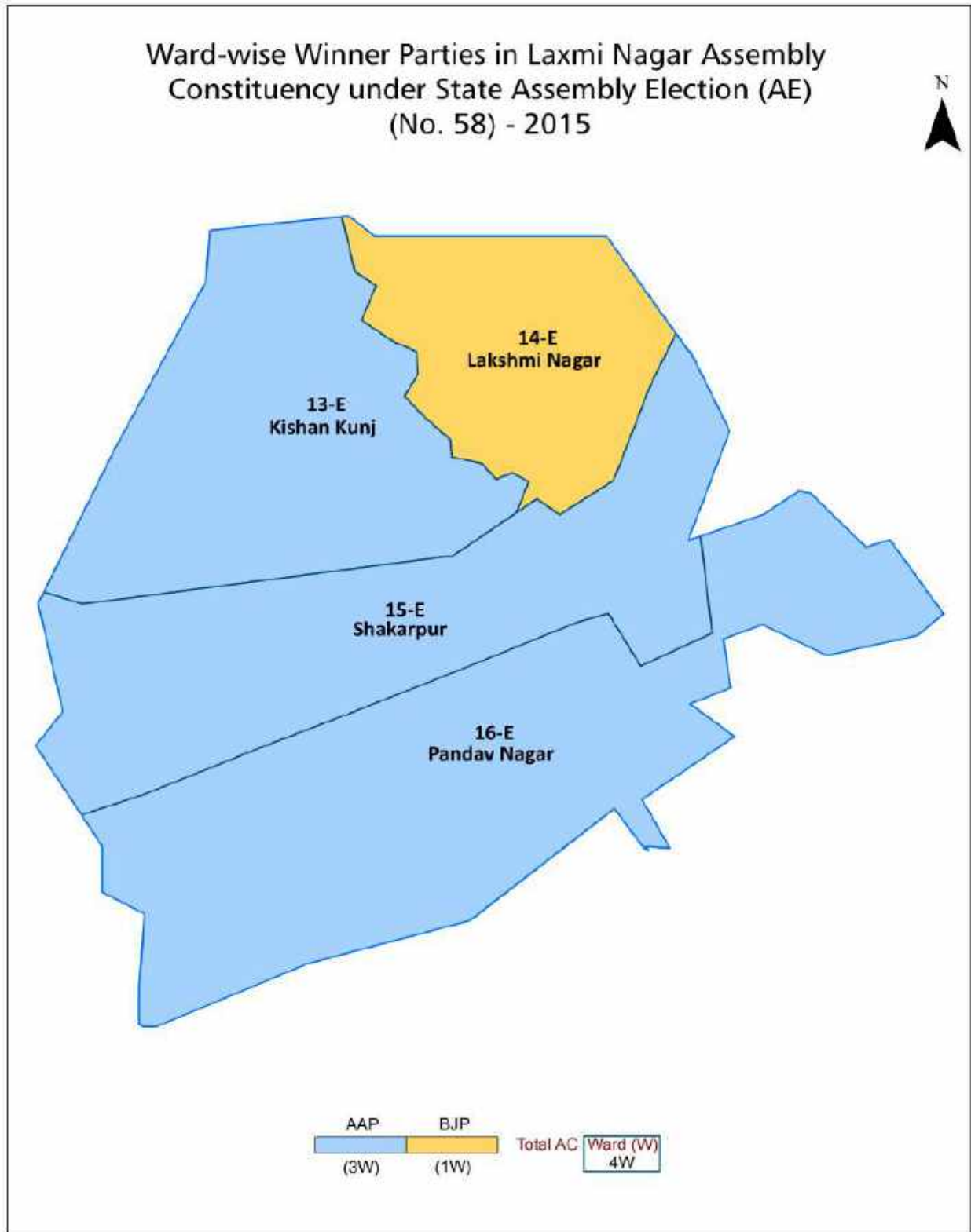
All rights reserved. No part of this book may be reproduced, stored in a retrieval system or transmitted in any form or by any means, mechanical photocopying, photographing, scanning, recording or otherwise without the prior written permission of the publisher. Please refer to Disclaimer at page no. 171 for the use of this publication.

Printed in India

Contents

No.	Particulars	Page No.
1	Introduction Assembly Constituency at a Glance Features of Assembly as per Delimitation Commission of India (2008)	1-2
2	Location and Political Maps Location Map Boundaries of Assembly Constituency in District Boundaries of Assembly Constituency under Parliamentary Constituency Ward-wise Winner Parties- 2025, 2024, 2020, 2019, 2015, 2014, 2013, 2009 and 2008	3-11
3	Administrative Setup & Demographics (2011) Ward Name Ward Number Population Population by Ward Sex Ratio Religious Population Social Population	12
4	Electoral Features Important Dates of Last Elections Held Electors by Gender Service Electors Voters Voters Turnout Polling Stations & Average Number of Electors per Polling Station Electors by Age Group Present Elected Representatives	13-18
5	Historical Summary Election Results Vote Share of Major Parties Winning Margin (Number & Percentage Polarity Summary Result of Assembly Segment of Parliamentary Election 2024, 2019, 2014 and 2009 Summary Result of Assembly Elections 2025, 2020, 2015, 2013 and 2008	19-32
6	Polling Station Level Election Results Name and Number of Polling Station 2025, 2024, 2020, 2019, 2015, 2014, 2013, 2009 and 2008 Polling Station-wise Electoral, Voter & Voter Turnout 2025, 2024, 2020, 2019, 2015, 2014, 2013, 2009 and 2008 Polling Station wise Elections Results 2025, 2024, 2020, 2019, 2015, 2014, 2013, 2009 & 2008	33-153
7	MCD Ward Election Result MCD Election 2017 and 2012	154-164
8	Share of Assembly Constituency Share of Assembly Constituency in State and Parliamentary Constituency	165
9	Abbreviation & Sources	168-169
10	Disclaimer	171

Location & Political Map

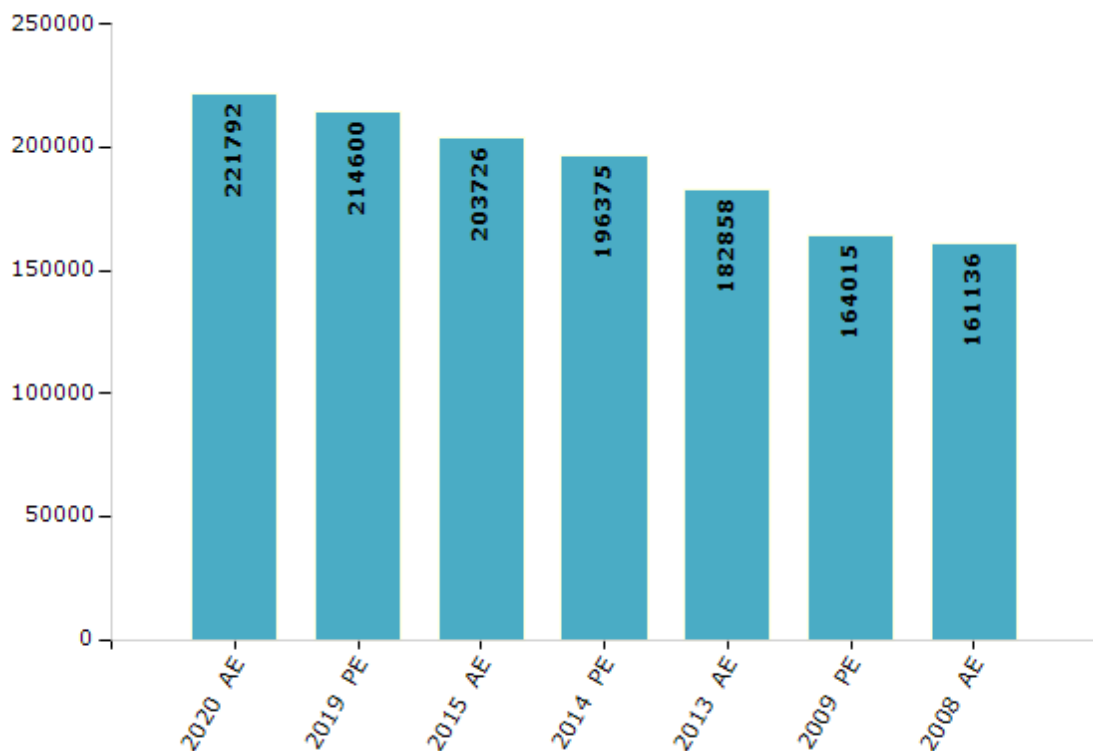


Electoral Features

Electors by Male & Female

Year	Male	Female	Others	Total	Year	Male	Female	Others	Total
2020 AE	123745	98038	9	221792	2003 AE	-	-	-	-
2019 PE	119934	94661	5	214600	1999 PE	-	-	-	-
2015 AE	115317	88392	17	203726	1998 AE	-	-	-	-
2014 PE	110948	85405	22	196375	1993 AE	-	-	-	-
2013 AE	102896	79950	12	182858	1983 AE	-	-	-	-
2009 PE	91702	72313	0	164015	1977 AE	-	-	-	-
2008 AE	89768	71368	-	161136	1972 AE	-	-	-	-
2004 PE	-	-	-	-	1952 AE	-	-	-	-

Number of Electors

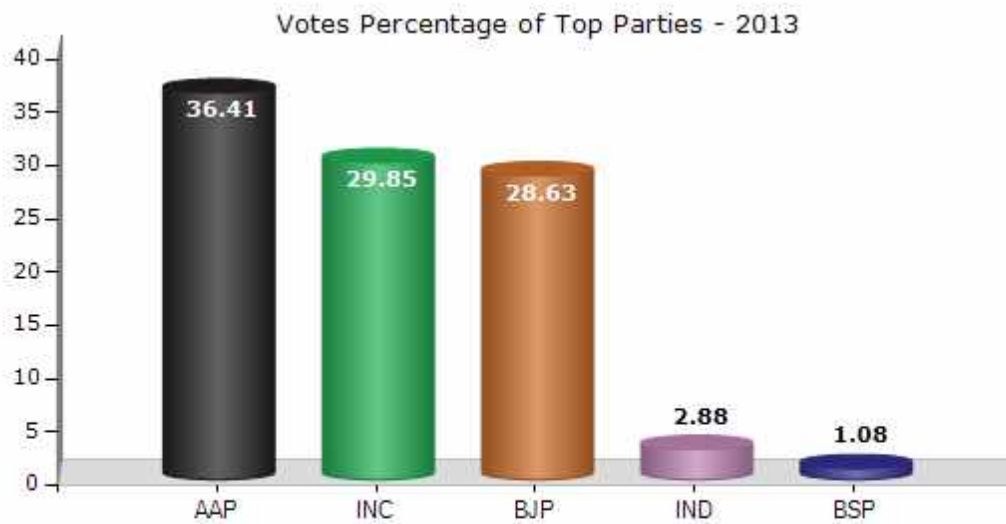


Note : AE : Assembly Election, PE : Assembly Segment of Parliamentary Election

Historical Summary Election Results

Summary Result of Assembly Election - 2013

Candidate Name	Party	Votes	Votes %
Vinod Kumar Binny	AAP	43052	36.41
Ashok Kumar Walia	INC	35300	29.85
Abhay Kumar Verma	BJP	33849	28.63
Mohammed Naeem	IND	3410	2.88
Mool Chand	BSP	1275	1.08
Vikram Nijhawan	AICP	183	0.15
Dushyant Nagar	SP	136	0.12
Ajita Mall	IND	119	0.1
Manoj Kumar Gupta	IND	103	0.09
Jay Ram	JD(U)	91	0.08
Rajeev Kumar	IND	76	0.06
Rifakat Ali	BJDI	43	0.04
Murari Lal Parjapati	IDP	41	0.03
	NOTA	562	0.48



Polling Station Level Election Results

Number and Name of Polling Stations (PS) (2020)

Number of Polling Stations	Name of Polling Stations	Number of Polling Stations	Name of Polling Stations
1	Lovely Public Sen Sec School Priyadarshini Vihar	22	M C Primary School Rear Block Guru Ram Dass Nagar
2	Lovely Public Sen Sec School Priyadarshini Vihar	23	M C Primary School Rear Block Guru Ram Dass Nagar
3	Lovely Public Sen Sec School Priyadarshini Vihar	24	M C Primary School Rear Block Guru Ram Dass Nagar
4	M C Primary School Kishan Kunj	25	M C Primary School Rear Block Guru Ram Dass Nagar
5	M C Primary School Kishan Kunj	26	M C Primary School Rear Block Guru Ram Dass Nagar
6	Lovely Public Sen Sec School Priyadarshini Vihar	27	M C Primary School Rear Block Guru Ram Dass Nagar
7	Lovely Public Sen Sec School Priyadarshini Vihar	28	M C Primary School,J&K Block Laxmi Nagar
8	Mc Primary School(Urdu) Ramesh Park Near Vishwakarma Park	29	Govt Boys Sen Sec School, Lalita Park
9	Mc Primary School(Urdu) Ramesh Park Near Vishwakarma Park	30	Govt Boys Sen Sec School, Lalita Park
10	M C Primary School Kishan Kunj	31	Govt Boys Sen Sec School, Lalita Park
11	M C Primary School Kishan Kunj	32	Govt Boys Sen Sec School, Lalita Park
12	M C Primary School Kishan Kunj	33	Bal Bhavan Public School F-Block Laxmi Nagar
13	M C Primary School Kishan Kunj	34	Bal Bhavan Public School F-Block Laxmi Nagar
14	M C Primary School Kishan Kunj	35	Bal Bhavan Public School F-Block Laxmi Nagar
15	M C Primary School Rear Block Guru Ram Dass Nagar	36	Bal Bhavan Public School F-Block Laxmi Nagar
16	M C Primary School Rear Block Guru Ram Dass Nagar	37	Bal Bhavan Public School F-Block Laxmi Nagar
17	M C Primary School Rear Block Guru Ram Dass Nagar	38	M C Primary School,J&K Block Laxmi Nagar
18	Mc Primary School(Urdu) Ramesh Park Near Vishwakarma Park	39	Govt Boys Sen Sec School, Lalita Park
19	Mc Primary School(Urdu) Ramesh Park Near Vishwakarma Park	40	Govt Boys Sen Sec School, Lalita Park
20	Mc Primary School(Urdu) Ramesh Park Near Vishwakarma Park	41	Govt Boys Sen Sec School, Lalita Park
21	Mc Primary School(Urdu) Ramesh Park Near Vishwakarma Park	42	Govt Boys Sen Sec School, Lalita Park

Contd....

Polling Station Level Election Results

Polling Station-wise Votes Secured by Overall Top Five Parties in Laxmi Nagar Assembly in Assembly Election (AE) under East Delhi Parliamentary Constituency in Delhi (2020)

Number of Polling Station	Winner - Abhay Verma (BJP)	Runner-up - Nitin Tyagi (AAP)	3rd - Hari Dutt Sharma (INC)	4th - Jai Ram Lal (BSP)	5th - Deep Kumar (LPOI)	NOTA	Other	Total Votes Secured
36	410	375	41	1	1	0	1	829
37	547	464	36	6	0	7	2	1062
38	367	392	19	0	0	2	1	781
39	191	582	12	1	1	3	2	792
40	231	345	15	1	1	3	1	597
41	203	677	25	0	0	3	0	908
42	533	361	17	2	1	4	0	918
43	414	483	23	1	0	2	1	924
44	541	298	18	0	1	2	0	860
45	262	196	17	1	0	1	1	478
46	342	452	32	3	0	3	3	835
47	333	565	38	1	2	1	2	942
48	323	454	23	2	0	2	0	804
49	422	420	23	1	2	5	3	876
50	409	371	31	2	1	5	1	820
51	422	347	25	5	0	5	3	807
52	316	289	42	2	0	3	1	653
53	370	279	24	0	0	7	1	681
54	483	340	25	2	0	4	1	855
55	465	356	29	1	0	1	1	853
56	92	696	29	3	1	0	0	821
57	27	636	15	0	0	1	1	680
58	295	203	20	2	0	4	0	524
59	255	239	24	2	0	2	1	523
60	354	259	37	1	0	2	2	655
61	287	193	23	1	0	0	0	504
62	471	357	28	2	0	6	0	864
63	521	301	24	2	0	6	1	855
64	500	358	29	0	0	4	0	891
65	538	248	41	1	0	3	1	832
66	476	295	26	2	0	8	2	809
67	451	322	21	2	0	1	1	798
68	273	174	17	0	0	3	0	467
69	466	288	22	1	0	4	1	782
70	520	406	30	1	0	6	0	963

Contd....

Polling Station Level Election Results

Winner, Runner-up and 3rd Party Position & Winning Margin According to Polling Stations in Laxmi Nagar Assembly in Assembly Election (AE) under East Delhi Parliamentary Constituency in Delhi (2020)

Polling Station Number	Winner Party	Winner Votes (%)	Runner-up Party	Runner-up Votes (%)	Winning Margin Votes (%)	Third Party	Third Party Votes (%)	Other Votes (%)
71	AAP	357 (51.59)	BJP	311 (44.94)	46 (6.65)	INC	17 (2.46)	7 (1.01)
72	AAP	340 (51.44)	BJP	297 (44.93)	43 (6.51)	INC	17 (2.57)	7 (1.06)
73	AAP	391 (49.75)	BJP	366 (46.56)	25 (3.19)	INC	21 (2.67)	8 (1.02)
74	BJP	461 (60.1)	AAP	276 (35.98)	185 (24.12)	INC	27 (3.52)	3 (0.39)
75	BJP	364 (58.9)	AAP	230 (37.22)	134 (21.68)	INC	19 (3.07)	5 (0.81)
76	BJP	438 (50.52)	AAP	401 (46.25)	37 (4.27)	INC	21 (2.42)	7 (0.81)
77	BJP	549 (58.59)	AAP	349 (37.25)	200 (21.34)	INC	36 (3.84)	3 (0.32)
78	BJP	455 (49.95)	AAP	421 (46.21)	34 (3.74)	INC	26 (2.85)	9 (0.99)
79	AAP	450 (49.02)	BJP	422 (45.97)	28 (3.05)	INC	31 (3.38)	15 (1.63)
80	AAP	459 (52.64)	BJP	336 (38.53)	123 (14.11)	INC	68 (7.8)	9 (1.03)
81	AAP	433 (54.95)	BJP	326 (41.37)	107 (13.58)	INC	16 (2.03)	13 (1.65)
82	AAP	347 (50.07)	BJP	322 (46.46)	25 (3.61)	INC	20 (2.89)	4 (0.58)
83	BJP	378 (48.34)	AAP	365 (46.68)	13 (1.66)	INC	26 (3.32)	13 (1.66)
84	BJP	451 (53.69)	AAP	343 (40.83)	108 (12.86)	INC	32 (3.81)	14 (1.67)
85	BJP	478 (51.62)	AAP	416 (44.92)	62 (6.7)	INC	22 (2.38)	10 (1.08)
86	BJP	466 (55.94)	AAP	348 (41.78)	118 (14.16)	INC	17 (2.04)	2 (0.24)
87	BJP	449 (53.58)	AAP	367 (43.79)	82 (9.79)	INC	19 (2.27)	3 (0.36)
88	BJP	395 (51.17)	AAP	348 (45.08)	47 (6.09)	INC	24 (3.11)	5 (0.65)
89	BJP	389 (48.56)	AAP	376 (46.94)	13 (1.62)	INC	20 (2.5)	16 (2)
90	AAP	398 (54.45)	BJP	297 (40.63)	101 (13.82)	INC	24 (3.28)	12 (1.64)
91	BJP	403 (48.85)	AAP	374 (45.33)	29 (3.52)	INC	47 (5.7)	1 (0.12)
92	BJP	480 (56.47)	AAP	341 (40.12)	139 (16.35)	INC	22 (2.59)	7 (0.82)
93	BJP	540 (53.73)	AAP	421 (41.89)	119 (11.84)	INC	35 (3.48)	9 (0.9)
94	BJP	560 (53.64)	AAP	428 (41)	132 (12.64)	INC	45 (4.31)	11 (1.05)
95	BJP	508 (49.95)	AAP	454 (44.64)	54 (5.31)	INC	45 (4.42)	10 (0.98)
96	BJP	394 (49.5)	AAP	370 (46.48)	24 (3.02)	INC	28 (3.52)	4 (0.5)
97	BJP	465 (54.07)	AAP	369 (42.91)	96 (11.16)	INC	20 (2.33)	6 (0.7)
98	AAP	452 (49.94)	BJP	396 (43.76)	56 (6.18)	INC	34 (3.76)	23 (2.54)
99	BJP	450 (51.96)	AAP	386 (44.57)	64 (7.39)	INC	24 (2.77)	6 (0.69)
100	BJP	464 (56.24)	AAP	322 (39.03)	142 (17.21)	INC	34 (4.12)	5 (0.61)
101	BJP	439 (54.06)	AAP	339 (41.75)	100 (12.31)	INC	23 (2.83)	11 (1.35)
102	BJP	400 (53.12)	AAP	319 (42.36)	81 (10.76)	INC	24 (3.19)	10 (1.33)
103	BJP	325 (50.31)	AAP	297 (45.98)	28 (4.33)	INC	19 (2.94)	5 (0.77)
104	BJP	360 (50)	AAP	315 (43.75)	45 (6.25)	INC	36 (5)	9 (1.25)
105	BJP	347 (46.39)	AAP	271 (36.23)	76 (10.16)	INC	126 (16.84)	4 (0.53)

Contd....

MCD Election Results

Number and Name of Ward (2017)

Number of Ward	Name of Ward	Number of Ward	Name of Ward
013E	Kishan Kunj		
014E	Lakshmi Nagar		
015E	Shakarpur		
016E	Pandav Nagar		

Number and Name of Ward (2012)

Number of Ward	Name of Ward	Number of Ward	Name of Ward
221	Kishan Kunj		
222	Laxmi Nagar (W)		
223	Shakarpur		
224	Pandav Nagar (W)		

MCD Election Results

Ward-wise Winner & Runner-up in Laxmi Nagar Assembly Constituency (MCD Election 2017)

MCD Ward Number	Winner Party	Winner Votes (%)	Runner-up Party	Runner-up Votes (%)	Winning Margin Votes (%)
013E	BJP	8322 (34.51)	INC	6502 (26.96)	1820 (7.55)
014E	BJP	11292 (54.06)	INC	4404 (21.08)	6888 (32.98)
015E	BJP	13353 (47.78)	AAP	6974 (24.95)	6379 (22.83)
016E	BJP	13401 (42.49)	INC	7755 (24.59)	5646 (17.9)

MCD Election Results

Summary Result of Ward 013 E (Kishan Kunj) : MCD Election - 2017

Candidate Name	Party	Votes	Votes%
Ward 013 E : Kishan Kunj			
Himanshi Pandey	BJP	8322	34.51
Shahana Masood Abbasi	INC	6502	26.96
Meenakshi Sharma	AAP	4970	20.61
Shweta Nigam	IND	2372	9.84
Sushma Baluni	IND	1374	5.7
Monika Yadav	IND	221	0.92
Shabana	IND	133	0.55
Shabnam Ahmad	IND	43	0.18
Tarnum	IND	43	0.18
	NOTA	134	0.56

DISCLAIMER

The Terms of Use and Disclaimer of Datanet India Private Limited (hereinafter referred to as "Datanet") for use of this analysis report of **Laxmi Nagar Assembly Constituency (Laxmi Nagar Vidhan Sabha)** :-

1. **Assembly Factbook™** is a Registered Trade Mark owned by Datanet.
2. All the maps are sketched and graphical representation only and have not been drawn to the scale and also not to represent the actual geographical area or boundary of the unit.
3. The data for the aforesaid analysis is based on authentic sources and has been culled from the various publications of Census, CSO and NSSO for district and block level data, various central and state government departments, Central & State Elections Commissions and the concerned Returning Officers' releases, Electoral Rolls, Election results and allied publications, internal assessment, surveys, estimates and analysis. Therefore, certain adjustment of data at micro level may have been done to arrive closer to the macro data.
4. Data have been provided on an "As Is" and "As AVAILABLE" basis
5. The colours shown in the maps or diagram and charts of a particular party, alliance or AC are indicative and do not represent them.
6. This publication which includes maps, sheets, graphs and data would be the property under copyright of Datanet only. The user may use these for its internal study, analysis and research purposes. It's public display, re-selling or any commercial uses by the user are not allowed.
7. Datanet has taken due care and caution in compilation and processing of data and allied information, but does not guarantee the accuracy, adequacy or completeness of any information/analysis and will be not responsible for any errors or omissions or for the results obtained from the use of such information/analysis.
8. All the contents for the publication have been culled from various authentic sources and Datanet reasonably believes such sources to be reliable, but does not make any representations, express or implied as to the accuracy or fitness of use of such information. The information or contents of the information/analysis do not constitute advice and should not be relied upon in making (or refraining from making) any decision. Any reliance placed upon the information provided by Datanet is the sole responsibility and strictly at the user's risk.
9. In no event will Datanet be liable for any damages (including, without limitation, damages for loss of business projects, or loss of profits) arising in contract, tort or otherwise from the use of or inability to use any of its contents, or from any action taken (or refrained from being taken) as a result of using the analysis or any of its contents. Datanet its directors, owners, editors, officials, employees, distributor and agents or any associate will not be liable for any errors in the information contained or any consequences arising from the use of the contents of the provided information/analysis.
10. If any provision of these terms and conditions is held invalid or illegal or unenforceable for any reason by any court of competent jurisdiction, such provision shall be severed and the remainder of provisions of the terms and conditions shall continue in full force and effect as if the Term of Use had been executed with the invalid, illegal or unenforceable provision eliminated.
11. If there are any discrepancies in the information provided, please bring it to attention of Datanet for suitable rectification measures.

Buy Online This Complete Book At
Datanet India eBooks Store

www.indiastatpublications.com

or go directly at

[http://www.indiastatpublications.com/
Assembly_factbook/Delhi/East_Delhi/Laxmi_Nagar](http://www.indiastatpublications.com/Assembly_factbook/Delhi/East_Delhi/Laxmi_Nagar)



i **india**stat**elections**

ISBN : 978-03-5293-425-6



9 789352 934256