



Delhi

Assembly Factbook™

New Delhi Assembly Constituency




Key Electoral Data of New Delhi
Assembly Constituency (Vidhan Sabha)

Delhi

Assembly Factbook™

New Delhi Assembly Constituency



New Delhi Vidhan Sabha

Editor & Director

Dr. R.K. Thukral

Research Editor

Dr. Shafeeq Rahman

Compiled, Researched and Published by Datanet India Pvt. Ltd.

D-100, 1st Floor,

Okhla Industrial Area, Phase-I,
New Delhi- 110020.

Ph.: 91-11- 43580781-84

Email : support@indiastatpublications.com

Website : www.indiastatelections.com

Online Book Store :

www.indiastatpublications.com

Report No. : AFB/DL-40-0125

ISBN : 978-93-5293-439-3

First Edition : January, 2018

Eighth Updated Edition : January, 2025

Price : Rs. 11500/-

US\$ 310

© Datanet India Pvt. Ltd.

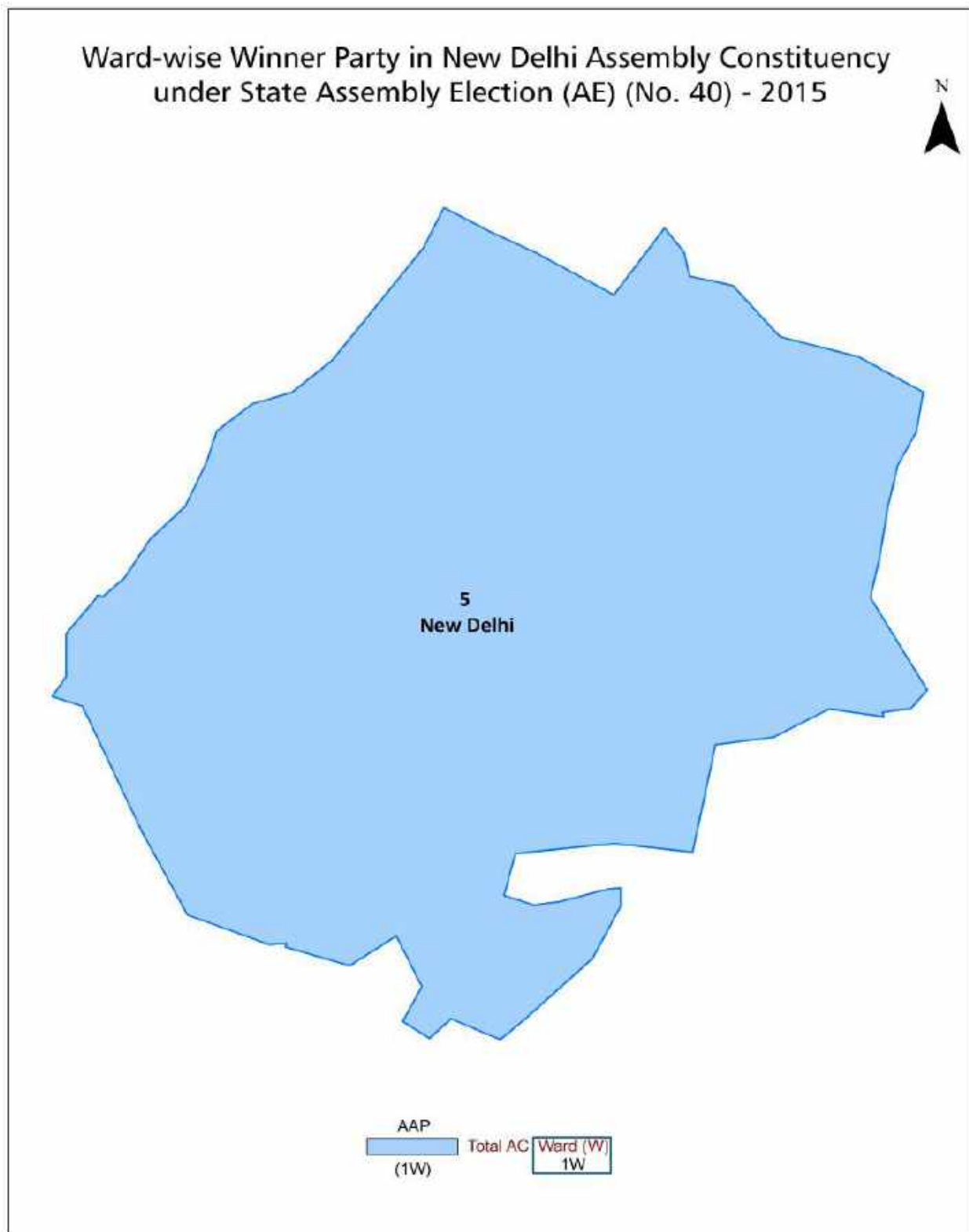
All rights reserved. No part of this book may be reproduced, stored in a retrieval system or transmitted in any form or by any means, mechanical photocopying, photographing, scanning, recording or otherwise without the prior written permission of the publisher. Please refer to Disclaimer at page no. 181 for the use of this publication.

Printed in India

Contents

No.	Particulars	Page No.
1	Introduction Assembly Constituency at a Glance Features of Assembly as per Delimitation Commission of India (2008)	1-2
2	Location and Political Maps Location Map Boundaries of Assembly Constituency in District Boundaries of Assembly Constituency under Parliamentary Constituency Ward-wise Winner Parties-	3-11
3	Electoral Features Important Dates of Last Elections Held Electors by Gender Service Electors Voters Voters Turnout Polling Stations & Average Number of Electors per Polling Station Electors by Age Group Present Elected Representatives	12-17
4	Historical Summary Election Results Vote Share of Major Parties Winning Margin (Number & Percentage Polarity Summary Result of Assembly Segment of Parliamentary Election 2024, 2019, 2014 and 2009 Summary Result of Assembly Elections 2025, 2020, 2015, 2013 and 2008	18-29
5	Polling Station Level Election Results Name and Number of Polling Station 2025, 2024, 2020, 2019, 2015, 2014, 2013, 2009 and 2008 Polling Station-wise Electoral, Voter & Voter Turnout 2025, 2024, 2020, 2019, 2015, 2014, 2013, 2009 and 2008 Polling Station wise Elections Results 2025, 2024, 2020, 2019, 2015, 2014, 2013, 2009 & 2008	30-173
6	Share of Assembly Constituency Share of Assembly Constituency in State and Parliamentary Constituency	174
7	Abbreviation & Sources	175-176
8	Disclaimer	176

Location & Political Map

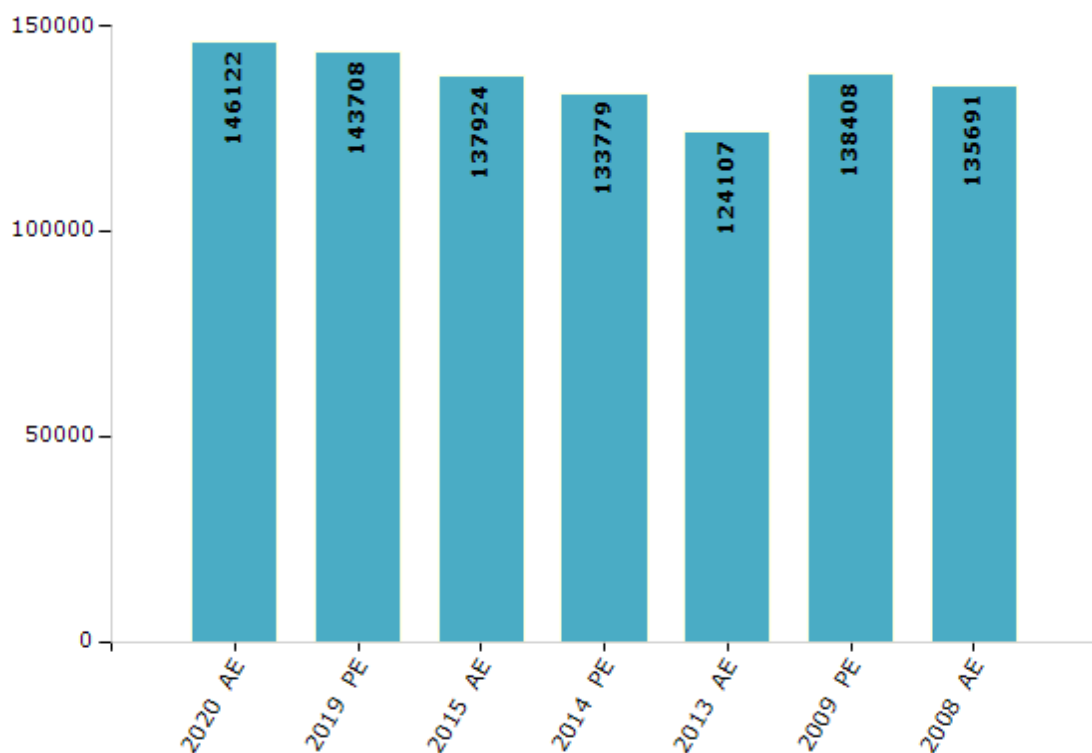


Electoral Features

Electors by Male & Female

Year	Male	Female	Others	Total	Year	Male	Female	Others	Total
2020 AE	79978	66143	1	146122	2003 AE	-	-	-	-
2019 PE	78755	64948	5	143708	1999 PE	-	-	-	-
2015 AE	76061	61855	8	137924	1998 AE	-	-	-	-
2014 PE	73790	59981	8	133779	1993 AE	-	-	-	-
2013 AE	68524	55581	2	124107	1983 AE	-	-	-	-
2009 PE	76906	61502	0	138408	1977 AE	-	-	-	-
2008 AE	75093	60598	-	135691	1972 AE	-	-	-	-
2004 PE	-	-	-	-	1952 AE	-	-	-	-

Number of Electors



Note : AE : Assembly Election, PE : Assembly Segment of Parliamentary Election

Historical Summary Election Results

Summary Result of Assembly Election - 2013

Candidate Name	Party	Votes	Votes %
Arvind Kejriwal	AAP	44269	53.46
Sheila Dikshit	INC	18405	22.23
Vijender Kumar	BJP	17952	21.68
Ritu Singh	BSP	605	0.73
Anita	SP(I)	260	0.31
Laxmi Narayan	IND	208	0.25
G S Mani	DMDK	205	0.25
Lila Devi	IND	83	0.1
Jagdish Kumar Ghai	IND	82	0.1
Sanjay Kumar	RAJSP	62	0.07
Ashish Kapur	IND	58	0.07
Asad Miyan	IND	39	0.05
Anand Kumar Rai	IND	39	0.05
Raj Kumar Parihar	DJP	22	0.03
Shiv Kumar Tiwari	ABHM	21	0.03
Shankar Shah	RVNP	17	0.02
K.P. Sankaran Menon	RBHP	15	0.02
	NOTA	460	0.56

Polling Station Level Election Results

Number and Name of Polling Stations (PS) (2020)

Number of Polling Stations

1	St Thomas School Mandir Marg
2	Atal Adarsh Prathamik Vidyalaya, R. K. Ashram Marg, New Delhi
3	St Thomas School Mandir Marg
4	Navyug School Peshwa Road
5	Atal Adarsh Bal Vidyalaya, Mandir Marg, New Delhi
6	Kendriya Vidyalaya Kali Bari Marg Gole Market
7	Kendriya Vidyalaya Kali Bari Marg Gole Market
8	Dr. Rajender Prasad Kendriya Vidyalaya, President Estate, New Delhi
9	Dr. Rajender Prasad Kendriya Vidyalaya, President Estate, New Delhi
10	Dr. Rajender Prasad Kendriya Vidyalaya, President Estate, New Delhi
11	Dr. Rajender Prasad Kendriya Vidyalaya, President Estate, New Delhi
12	Atal Adarsh Vidhyalya, Havlock Square, New Delhi
13	Atal Adarsh Vidhyalya, Havlock Square, New Delhi
14	Atal Adarsh Vidhyalya, Havlock Square, New Delhi
15	Atal Adarsh Bengali Balika Vidyalaya, Gole Market, New Delhi
16	Atal Adarsh Bengali Balika Vidyalaya, Gole Market, New Delhi
17	Atal Adarsh Bengali Balika Vidyalaya, Gole Market, New Delhi
18	Kendriya Vidyalaya Kali Bari Marg Gole Market
19	Atal Adarsh Bengali Balika Vidyalaya, Gole Market, New Delhi
20	Atal Adarsh Bal Vidyalaya, Mandir Marg, New Delhi
21	Kendriya Vidyalaya Kali Bari Marg Gole Market

Number of Polling Stations

22	Atal Adarsh Bengali Balika Vidyalaya, Gole Market, New Delhi
23	Atal Adarsh Bal Vidyalaya, Mandir Marg, New Delhi
24	Kendriya Vidyalaya Kali Bari Marg Gole Market
25	Navyug School Peshwa Road
26	Navyug School Peshwa Road
27	Navyug School Peshwa Road
28	Atal Adarsh Prathamik Vidyalaya, R. K. Ashram Marg, New Delhi
29	Atal Adarsh Prathamik Vidyalaya, R. K. Ashram Marg, New Delhi
30	Atal Adarsh Prathamik Vidyalaya, R. K. Ashram Marg, New Delhi
31	The Union Academy Sr Sec School Raja Bazaar
32	The Union Academy Sr Sec School Raja Bazaar
33	The Union Academy Sr Sec School Raja Bazaar
34	Atal Adarsh Bal Vidyalaya, Mandir Marg, New Delhi
35	St Columbus School Ashok Place
36	St Columbus School Ashok Place
37	St Columbus School Ashok Place
38	St Columbus School Ashok Place
39	Cpwd Service Centre North Avenue
40	Army Public School Dhaura Kaun
41	Lions Vidya Mandir Secondary School Kashmir House Behind Kushak Lane
42	Cpwd Enquiry Office South Avenue

Contd....

Polling Station Level Election Results

Polling Station-wise Votes Secured by Overall Top Five Parties in New Delhi Assembly in Assembly Election (AE) under New Delhi Parliamentary Constituency in Delhi (2020)

Number of Polling Station	Winner - Arvind Kejriwal (AAP)	Runner-up - Sunil Kumar Yadav (BJP)	3rd - Romesh Sabharwal (INC)	4th - Sampurna Nand Uniyal (JAVP)	5th - Ram Gulam (BSP)	NOTA	Other	Total Votes Secured
36	303	64	68	1	1	0	8	445
37	440	189	35	3	2	4	3	676
38	205	85	22	0	1	1	3	317
39	278	64	12	1	1	2	0	358
40	28	22	3	1	0	0	0	54
41	424	169	20	0	1	2	3	619
42	228	94	22	0	0	4	6	354
43	274	64	16	0	3	2	1	360
44	172	115	9	0	1	0	2	299
45	238	208	23	1	1	3	0	474
46	405	187	18	2	3	7	11	633
47	279	121	9	1	0	3	4	417
48	387	162	13	0	0	4	4	570
49	389	174	12	1	4	0	2	582
50	224	115	12	2	0	4	6	363
51	402	134	15	1	1	3	3	559
52	195	89	13	0	0	1	5	303
53	164	39	7	0	0	3	2	215
54	305	196	17	1	2	6	6	533
55	281	110	13	0	1	5	1	411
56	148	149	14	0	0	4	6	321
57	203	140	14	1	1	0	1	360
58	394	208	29	1	2	1	10	645
59	144	87	9	0	0	1	2	243
60	241	111	17	1	0	0	2	372
61	210	64	15	0	1	1	6	297
62	273	85	29	4	1	1	4	397
63	277	99	46	1	0	3	5	431
64	215	108	15	1	0	4	4	347
65	403	150	6	18	1	2	12	592
66	404	94	7	1	2	1	11	520
67	241	100	22	4	0	3	5	375
68	202	88	6	1	2	0	5	304
69	362	159	26	1	0	7	0	555
70	242	100	9	0	0	0	6	357

Contd....

Polling Station Level Election Results

Winner, Runner-up and 3rd Party Position & Winning Margin According to Polling Stations in New Delhi Assembly in Assembly Election (AE) under New Delhi Parliamentary Constituency in Delhi (2020)

Polling Station Number	Winner Party	Winner Votes (%)	Runner-up Party	Runner-up Votes (%)	Winning Margin Votes (%)	Third Party	Third Party Votes (%)	Other Votes (%)
71	AAP	292 (65.62)	BJP	126 (28.31)	166 (37.31)	INC	14 (3.15)	13 (2.92)
72	AAP	148 (65.78)	BJP	68 (30.22)	80 (35.56)	INC	6 (2.67)	3 (1.33)
73	AAP	295 (69.74)	BJP	96 (22.7)	199 (47.04)	INC	28 (6.62)	4 (0.95)
74	AAP	738 (82.55)	BJP	113 (12.64)	625 (69.91)	INC	22 (2.46)	21 (2.35)
75	BJP	278 (49.73)	AAP	261 (46.69)	17 (3.04)	INC	16 (2.86)	4 (0.72)
76	AAP	369 (64.4)	BJP	171 (29.84)	198 (34.56)	INC	24 (4.19)	9 (1.57)
77	BJP	246 (46.95)	AAP	242 (46.18)	4 (0.77)	INC	27 (5.15)	9 (1.72)
78	AAP	82 (59.42)	BJP	52 (37.68)	30 (21.74)	INC	3 (2.17)	1 (0.72)
79	AAP	175 (48.48)	INC	99 (27.42)	76 (21.06)	BJP	85 (23.55)	2 (0.55)
80	AAP	375 (55.89)	BJP	255 (38)	120 (17.89)	INC	29 (4.32)	12 (1.79)
81	AAP	301 (52.17)	BJP	241 (41.77)	60 (10.4)	INC	24 (4.16)	11 (1.91)
82	AAP	306 (53.68)	BJP	196 (34.39)	110 (19.29)	INC	53 (9.3)	15 (2.63)
83	AAP	235 (63)	BJP	122 (32.71)	113 (30.29)	INC	5 (1.34)	11 (2.95)
84	AAP	219 (72.76)	BJP	78 (25.91)	141 (46.85)	INC	2 (0.66)	2 (0.66)
85	AAP	123 (59.13)	BJP	78 (37.5)	45 (21.63)	INC	6 (2.88)	1 (0.48)
86	AAP	110 (60.11)	BJP	66 (36.07)	44 (24.04)	INC	1 (0.55)	6 (3.28)
87	AAP	171 (56.44)	BJP	118 (38.94)	53 (17.5)	INC	9 (2.97)	5 (1.65)
88	AAP	330 (64.83)	BJP	154 (30.26)	176 (34.57)	INC	16 (3.14)	9 (1.77)
89	AAP	233 (58.4)	BJP	142 (35.59)	91 (22.81)	INC	10 (2.51)	14 (3.51)
90	AAP	96 (52.75)	BJP	86 (47.25)	10 (5.5)	INC	0 (0)	0 (0)
91	AAP	68 (53.13)	BJP	57 (44.53)	11 (8.6)	INC	3 (2.34)	0 (0)
92	AAP	362 (54.44)	BJP	267 (40.15)	95 (14.29)	INC	26 (3.91)	10 (1.5)
93	AAP	157 (65.97)	BJP	72 (30.25)	85 (35.72)	INC	5 (2.1)	4 (1.68)
94	AAP	150 (64.66)	BJP	70 (30.17)	80 (34.49)	INC	7 (3.02)	5 (2.16)
95	AAP	100 (56.18)	BJP	72 (40.45)	28 (15.73)	INC	6 (3.37)	0 (0)
96	AAP	103 (63.58)	BJP	52 (32.1)	51 (31.48)	INC	5 (3.09)	2 (1.23)
97	AAP	430 (66.56)	BJP	121 (18.73)	309 (47.83)	INC	85 (13.16)	10 (1.55)
98	AAP	411 (70.26)	BJP	140 (23.93)	271 (46.33)	INC	20 (3.42)	14 (2.39)
99	AAP	366 (71.21)	BJP	120 (23.35)	246 (47.86)	INC	21 (4.09)	7 (1.36)
100	AAP	463 (73.61)	BJP	153 (24.32)	310 (49.29)	INC	8 (1.27)	5 (0.79)
101	AAP	302 (58.53)	BJP	191 (37.02)	111 (21.51)	INC	18 (3.49)	5 (0.97)
102	AAP	559 (83.06)	BJP	82 (12.18)	477 (70.88)	INC	20 (2.97)	12 (1.78)
103	AAP	227 (64.67)	BJP	98 (27.92)	129 (36.75)	INC	16 (4.56)	10 (2.85)
104	AAP	360 (57.32)	BJP	173 (27.55)	187 (29.77)	INC	81 (12.9)	14 (2.23)
105	AAP	238 (68.59)	BJP	81 (23.34)	157 (45.25)	INC	14 (4.03)	14 (4.03)

Contd....

DISCLAIMER

The Terms of Use and Disclaimer of Datanet India Private Limited (hereinafter referred to as "Datanet") for use of this analysis report of **New Delhi Assembly Constituency (New Delhi Vidhan Sabha)** :-

1. **Assembly Factbook™** is a Registered Trade Mark owned by Datanet.
2. All the maps are sketched and graphical representation only and have not been drawn to the scale and also not to represent the actual geographical area or boundary of the unit.
3. The data for the aforesaid analysis is based on authentic sources and has been culled from the various publications of Census, CSO and NSSO for district and block level data, various central and state government departments, Central & State Elections Commissions and the concerned Returning Officers' releases, Electoral Rolls, Election results and allied publications, internal assessment, surveys, estimates and analysis. Therefore, certain adjustment of data at micro level may have been done to arrive closer to the macro data.
4. Data have been provided on an "As Is" and "As AVAILABLE" basis
5. The colours shown in the maps or diagram and charts of a particular party, alliance or AC are indicative and do not represent them.
6. This publication which includes maps, sheets, graphs and data would be the property under copyright of Datanet only. The user may use these for its internal study, analysis and research purposes. It's public display, re-selling or any commercial uses by the user are not allowed.
7. Datanet has taken due care and caution in compilation and processing of data and allied information, but does not guarantee the accuracy, adequacy or completeness of any information/analysis and will be not responsible for any errors or omissions or for the results obtained from the use of such information/analysis.
8. All the contents for the publication have been culled from various authentic sources and Datanet reasonably believes such sources to be reliable, but does not make any representations, express or implied as to the accuracy or fitness of use of such information. The information or contents of the information/analysis do not constitute advice and should not be relied upon in making (or refraining from making) any decision. Any reliance placed upon the information provided by Datanet is the sole responsibility and strictly at the user's risk.
9. In no event will Datanet be liable for any damages (including, without limitation, damages for loss of business projects, or loss of profits) arising in contract, tort or otherwise from the use of or inability to use any of its contents, or from any action taken (or refrained from being taken) as a result of using the analysis or any of its contents. Datanet its directors, owners, editors, officials, employees, distributor and agents or any associate will not be liable for any errors in the information contained or any consequences arising from the use of the contents of the provided information/analysis.
10. If any provision of these terms and conditions is held invalid or illegal or unenforceable for any reason by any court of competent jurisdiction, such provision shall be severed and the remainder of provisions of the terms and conditions shall continue in full force and effect as if the Term of Use had been executed with the invalid, illegal or unenforceable provision eliminated.
11. If there are any discrepancies in the information provided, please bring it to attention of Datanet for suitable rectification measures.

Buy Online This Complete Book At
Datanet India eBooks Store

www.indiastatpublications.com

or go directly at

[http://www.indiastatpublications.com/
Assembly_factbook/Delhi/New_Delhi/New_Delhi](http://www.indiastatpublications.com/Assembly_factbook/Delhi/New_Delhi/New_Delhi)

 **india**stat**elections**

ISBN : 978-93-5293-439-3



9 789352 934393