



Delhi

Assembly Factbook™

Rajinder Nagar Assembly Constituency

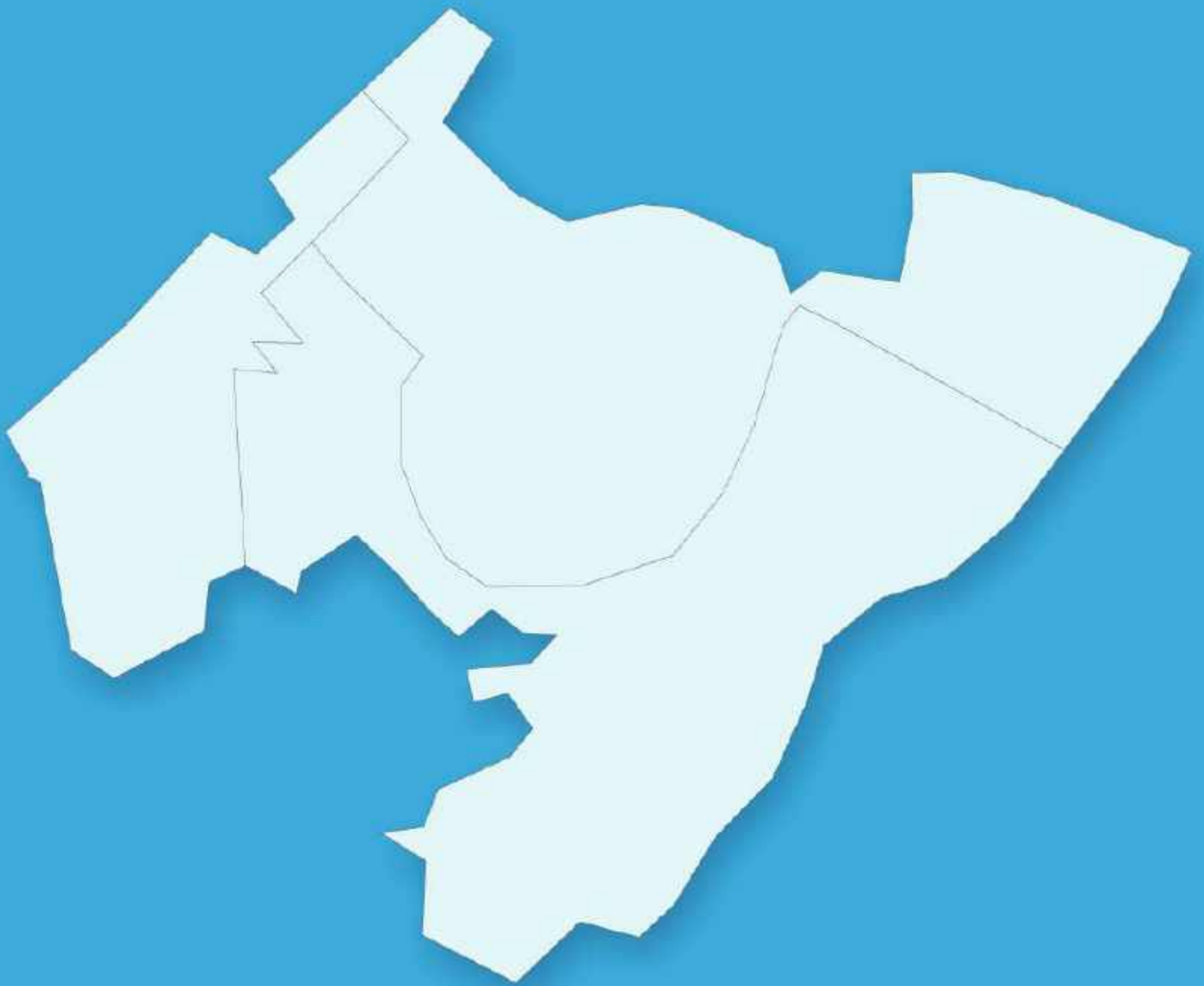


Key Electoral Data of Rajinder Nagar
Assembly Constituency (Vidhan Sabha)

Delhi

Assembly Factbook™

Rajinder Nagar Assembly Constituency



Rajinder Nagar Vidhan Sabha

Editor & Director

Dr. R.K. Thukral

Research Editor

Dr. Shafeeq Rahman

Compiled, Researched and Published by Datanet India Pvt. Ltd.

D-100, 1st Floor,

Okhla Industrial Area, Phase-I,
New Delhi- 110020.

Ph.: 91-11- 43580781-84

Email : support@indiastatpublications.com

Website : www.indiastatelections.com

Online Book Store :

www.indiastatpublications.com

Report No. : AFB/DL-39-0125

ISBN : 978-93-5293-444-7

First Edition : January, 2018

Eighth Updated Edition : January, 2025

Price : Rs. 11500/-

US\$ 310

© **Datanet India Pvt. Ltd.**

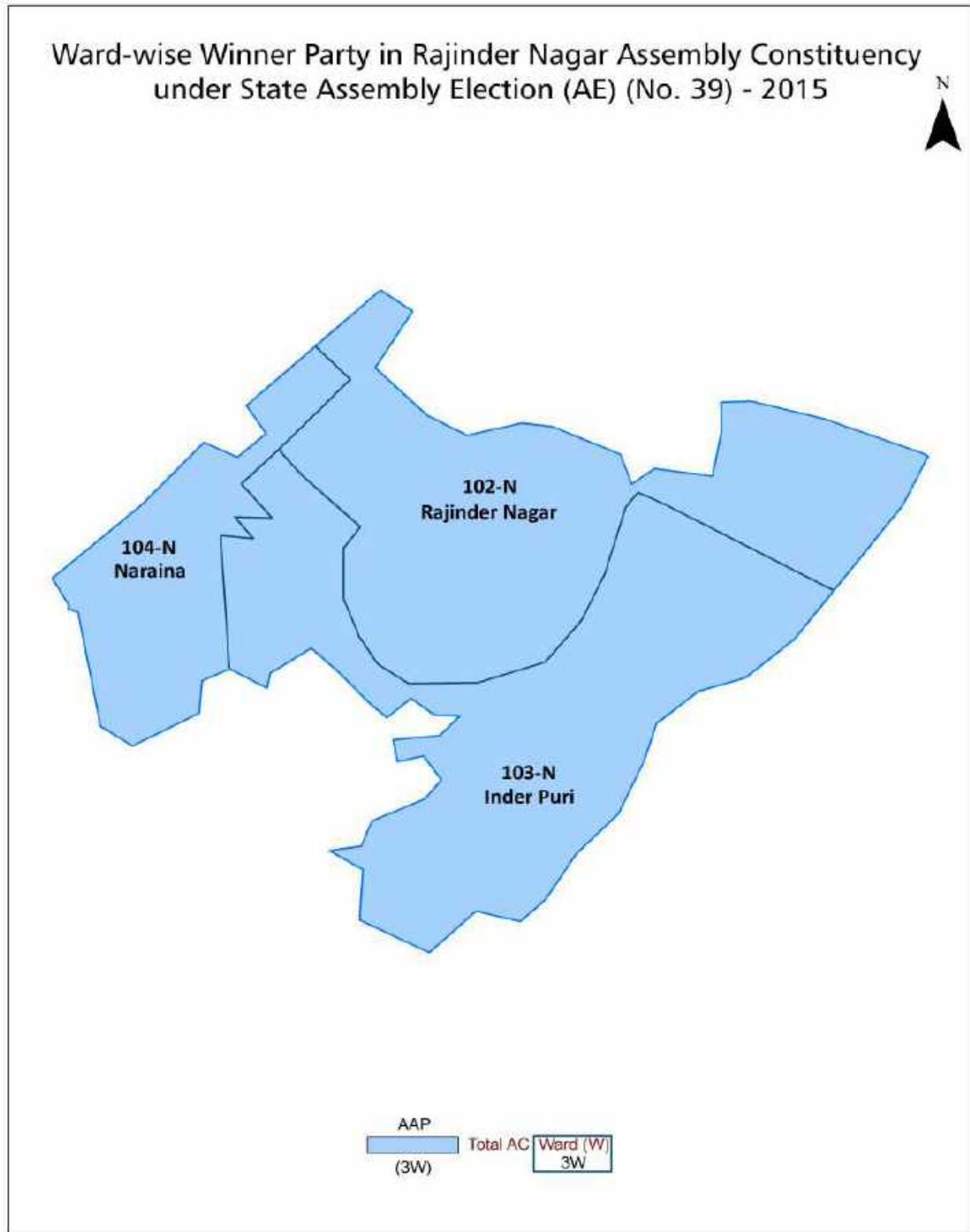
All rights reserved. No part of this book may be reproduced, stored in a retrieval system or transmitted in any form or by any means, mechanical photocopying, photographing, scanning, recording or otherwise without the prior written permission of the publisher. Please refer to Disclaimer at page no. 183 for the use of this publication.

Printed in India

Contents

No.	Particulars	Page No.
1	Introduction Assembly Constituency at a Glance Features of Assembly as per Delimitation Commission of India (2008)	1-2
2	Location and Political Maps Location Map Boundaries of Assembly Constituency in District Boundaries of Assembly Constituency under Parliamentary Constituency Ward-wise Winner Parties- 2025, 2024, 2020, 2019, 2015, 2014, 2013, 2009 and 2008	3-11
3	Administrative Setup & Demographics (2011) Ward Name Ward Number Population Population by Ward Sex Ratio Religious Population Social Population	12
4	Electoral Features Important Dates of Last Elections Held Electors by Gender Service Electors Voters Voters Turnout Polling Stations & Average Number of Electors per Polling Station Electors by Age Group Present Elected Representatives	13-18
5	Historical Summary Election Results Vote Share of Major Parties Winning Margin (Number & Percentage) Polarity Summary Result of Assembly Segment of Parliamentary Election 2024, 2019, 2014, 2009, 2004 and 1999 Summary Result of Assembly Elections 2025, 2020, 2015, 2013, 2008, 2003, 1998, 1993, 1983, 1977 and 1972	19-38
6	Polling Station Level Election Results Name and Number of Polling Station 2025, 2024, 2020, 2019, 2015, 2014, 2013, 2009 and 2008 Polling Station-wise Electoral, Voter & Voter Turnout 2025, 2024, 2020, 2019, 2015, 2014, 2013, 2009 and 2008 Polling Station wise Elections Results 2025, 2024, 2020, 2019, 2015, 2014, 2013, 2009 & 2008	39-166
7	MCD Ward Election Result MCD Election 2017 and 2012	167-176
8	Share of Assembly Constituency Share of Assembly Constituency in State and Parliamentary Constituency	177
9	Abbreviation & Sources	180-181
10	Disclaimer	183

Location & Political Map

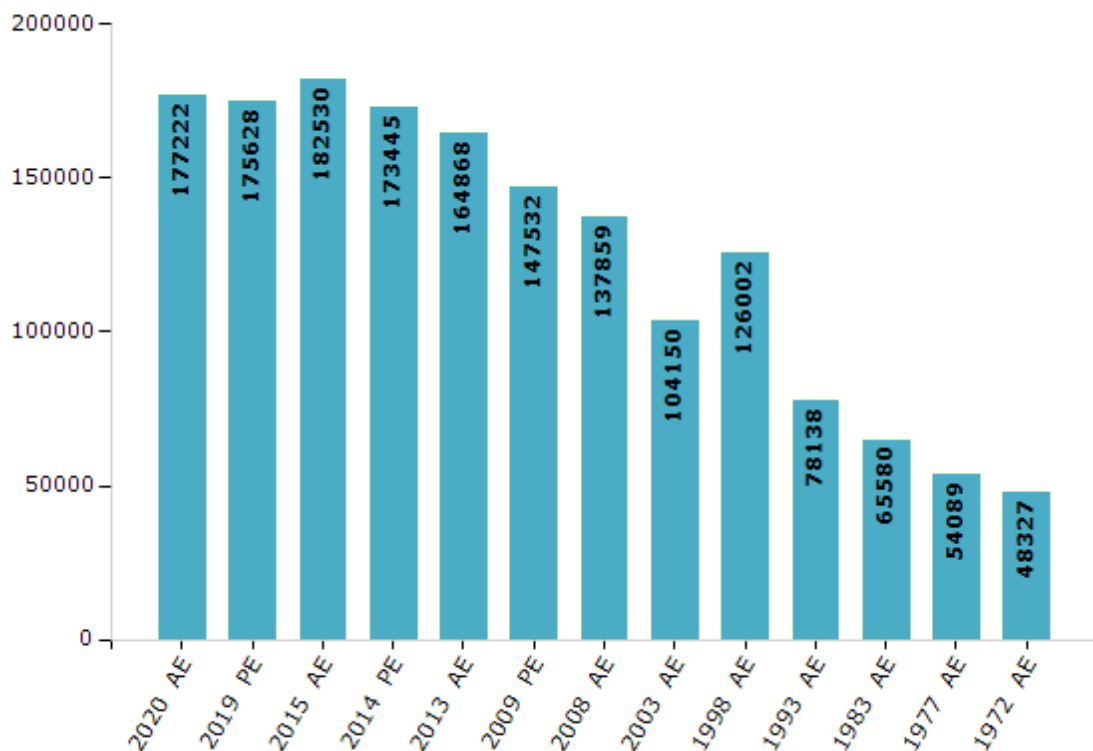


Electoral Features

Electors by Male & Female

Year	Male	Female	Others	Total	Year	Male	Female	Others	Total
2020 AE	100219	77003	0	177222	2003 AE	59795	44355	-	104150
2019 PE	99563	76059	6	175628	1999 PE	-	-	-	-
2015 AE	104294	78227	9	182530	1998 AE	75825	50177	-	126002
2014 PE	98866	74572	7	173445	1993 AE	44372	33766	-	78138
2013 AE	93960	70904	4	164868	1983 AE	35879	29701	-	65580
2009 PE	83526	64006	0	147532	1977 AE	29832	24257	-	54089
2008 AE	77451	60408	-	137859	1972 AE	26575	21752	-	48327
2004 PE	-	-	-	-	1952 AE	-	-	-	-

Number of Electors



Note : AE : Assembly Election, PE : Assembly Segment of Parliamentary Election

Historical Summary Election Results

Summary Result of Assembly Election - 2013

Candidate Name	Party	Votes	Votes %
R.P.Singh	BJP	35713	35.82
Vijender Garg Vijay	AAP	33917	34.02
Rama Kant Goswami	INC	20817	20.88
Trilok Chand Sharma	BSP	4794	4.81
Vinod Bhatt	IND	1720	1.73
Ram Kumar Tanwar	IND	406	0.41
Vinod Kumar Shrivastava	JD(U)	358	0.36
Vijay Gupta	IND	264	0.26
Md. Shoaib	SP(I)	201	0.2
Sadhana	RPIE	160	0.16
P.D. Thanappan	DMDK	152	0.15
Swadesh Ohri	ATBP	149	0.15
Ajay Kumar Kalia	NADP	142	0.14
Rajani Chauhan	PHRC	134	0.13
Sanno	RVNP	123	0.12
Neelam Mahajan	IND	103	0.1
	NOTA	552	0.55

Polling Station Level Election Results

Number and Name of Polling Stations (PS) (2020)

Number of Polling Stations	Name of Polling Stations	Number of Polling Stations	Name of Polling Stations
1	M C Primary School Jj Colony Pandav Nagar	22	Satbhrawan Arya Kanya Sr. Sec School Arya Samaj Road Karol Bagh
2	M C Primary School Jj Colony Pandav Nagar	23	Satbhrawan Arya Kanya Sr. Sec School Arya Samaj Road Karol Bagh
3	M C Primary School Jj Colony Pandav Nagar	24	Satbhrawan Arya Kanya Sr. Sec School Arya Samaj Road Karol Bagh
4	M C Primary School Jj Colony Pandav Nagar	25	Satbhrawan Arya Kanya Sr. Sec School Arya Samaj Road Karol Bagh
5	Children Education Centre B- Block Pandav Nagar	26	Satbhrawan Arya Kanya Sr. Sec School Arya Samaj Road Karol Bagh
6	Children Education Centre B- Block Pandav Nagar	27	Satbhrawan Arya Kanya Sr. Sec School Arya Samaj Road Karol Bagh
7	M C Primary School Jj Colony Pandav Nagar	28	Satbhrawan Arya Kanya Sr. Sec School Arya Samaj Road Karol Bagh
8	M C Primary School Jj Colony Pandav Nagar	29	Swami Dayanand Govt. Sarvodaya Vidyalaya Old Rajinder Nagar
9	M C Primary School Jj Colony Pandav Nagar	30	Swami Dayanand Govt. Sarvodaya Vidyalaya Old Rajinder Nagar
10	M C Primary School Jj Colony Pandav Nagar	31	Swami Dayanand Govt. Sarvodaya Vidyalaya Old Rajinder Nagar
11	M C Primary School Jj Colony Pandav Nagar	32	Swami Dayanand Govt. Sarvodaya Vidyalaya Old Rajinder Nagar
12	M C Primary School Jj Colony Pandav Nagar	33	Salwan Gsss Old Rajinder Nagar
13	M C Primary School Jj Colony Pandav Nagar	34	Salwan Gsss Old Rajinder Nagar
14	Satbhrawan Arya Kanya Sr. Sec School Arya Samaj Road Karol Bagh	35	Salwan Gsss Old Rajinder Nagar
15	Satbhrawan Arya Kanya Sr. Sec School Arya Samaj Road Karol Bagh	36	Vidya Bhawan Gsss New Rajinder Nagar, Npl Colony
16	Satbhrawan Arya Kanya Sr. Sec School Arya Samaj Road Karol Bagh	37	Swami Dayanand Govt. Sarvodaya Vidyalaya Old Rajinder Nagar
17	Ndmc Primary School Pusa Lane Karol Bagh	38	Swami Dayanand Govt. Sarvodaya Vidyalaya Old Rajinder Nagar
18	Ndmc Primary School Pusa Lane Karol Bagh	39	Salwan Gsss Old Rajinder Nagar
19	Ndmc Primary School Pusa Lane Karol Bagh	40	Salwan Gsss Old Rajinder Nagar
20	Satbhrawan Arya Kanya Sr. Sec School Arya Samaj Road Karol Bagh	41	Salwan Gsss Old Rajinder Nagar
21	Satbhrawan Arya Kanya Sr. Sec School Arya Samaj Road Karol Bagh	42	Salwan Gsss Old Rajinder Nagar

Contd....

Polling Station Level Election Results

Polling Station-wise Votes Secured by Overall Top Five Parties in Rajinder Nagar Assembly in Assembly Election (AE) under New Delhi Parliamentary Constituency in Delhi (2020)

Number of Polling Station	Winner - Raghav Chadha (AAP)	Runner-up - Sardar R P Singh (BJP)	3rd - Rocky Tuseed (INC)	4th - Satendra Narayan Singh (PUJP)	5th - Jagdish (BSP)	NOTA	Other	Total Votes Secured
36	363	285	17	1	2	6	1	675
37	284	301	18	1	3	5	0	612
38	187	201	13	3	0	1	0	405
39	301	266	14	0	2	3	0	586
40	255	263	21	0	3	6	0	548
41	223	178	21	0	0	5	0	427
42	296	250	20	2	3	4	0	575
43	162	161	8	0	1	4	0	336
44	218	217	18	0	2	10	0	465
45	360	289	21	1	1	1	0	673
46	293	378	29	1	0	3	0	704
47	375	371	28	0	1	7	0	782
48	348	382	31	0	0	8	0	769
49	167	112	5	0	4	2	1	291
50	235	196	7	3	2	3	1	447
51	187	97	17	0	2	4	1	308
52	333	304	13	1	3	5	0	659
53	325	361	20	0	1	6	0	713
54	289	302	12	0	2	3	0	608
55	333	329	25	2	0	9	2	700
56	261	126	6	1	2	1	0	397
57	321	100	10	4	1	1	3	440
58	370	153	8	2	3	5	0	541
59	444	110	15	2	1	0	2	574
60	493	209	17	3	1	2	3	728
61	496	134	17	8	4	5	6	670
62	446	264	24	5	6	1	2	748
63	234	179	17	2	8	1	1	442
64	211	217	7	1	3	0	1	440
65	245	114	28	4	3	1	1	396
66	338	157	16	0	9	0	1	521
67	560	130	17	1	4	1	3	716
68	366	102	14	0	2	2	0	486
69	414	111	6	3	1	2	1	538
70	379	222	11	3	6	0	3	624

Contd....

Polling Station Level Election Results

Winner, Runner-up and 3rd Party Position & Winning Margin According to Polling Stations in Rajinder Nagar Assembly in Assembly Election (AE) under New Delhi Parliamentary Constituency in Delhi (2020)

Polling Station Number	Winner Party	Winner Votes (%)	Runner-up Party	Runner-up Votes (%)	Winning Margin Votes (%)	Third Party	Third Party Votes (%)	Other Votes (%)
71	AAP	341 (66.34)	BJP	160 (31.13)	181 (35.21)	INC	6 (1.17)	7 (1.36)
72	AAP	332 (62.76)	BJP	178 (33.65)	154 (29.11)	INC	14 (2.65)	5 (0.95)
73	AAP	422 (78)	BJP	110 (20.33)	312 (57.67)	INC	6 (1.11)	3 (0.55)
74	AAP	368 (63.34)	BJP	191 (32.87)	177 (30.47)	INC	15 (2.58)	7 (1.2)
75	AAP	392 (77.32)	BJP	103 (20.32)	289 (57)	INC	7 (1.38)	5 (0.99)
76	AAP	365 (70.33)	BJP	136 (26.2)	229 (44.13)	INC	14 (2.7)	4 (0.77)
77	AAP	267 (61.1)	BJP	145 (33.18)	122 (27.92)	INC	19 (4.35)	6 (1.37)
78	AAP	376 (66.08)	BJP	159 (27.94)	217 (38.14)	INC	30 (5.27)	4 (0.7)
79	AAP	329 (62.55)	BJP	175 (33.27)	154 (29.28)	INC	15 (2.85)	7 (1.33)
80	AAP	276 (76.03)	BJP	67 (18.46)	209 (57.57)	INC	10 (2.75)	10 (2.75)
81	AAP	495 (73.01)	BJP	155 (22.86)	340 (50.15)	INC	20 (2.95)	8 (1.18)
82	AAP	498 (66.76)	BJP	212 (28.42)	286 (38.34)	INC	31 (4.16)	5 (0.67)
83	AAP	541 (67.54)	BJP	222 (27.72)	319 (39.82)	INC	29 (3.62)	9 (1.12)
84	AAP	580 (67.6)	BJP	243 (28.32)	337 (39.28)	INC	29 (3.38)	6 (0.7)
85	AAP	576 (73.56)	BJP	148 (18.9)	428 (54.66)	INC	47 (6)	12 (1.53)
86	AAP	417 (64.25)	BJP	182 (28.04)	235 (36.21)	INC	43 (6.63)	7 (1.08)
87	AAP	490 (75.73)	BJP	138 (21.33)	352 (54.4)	INC	13 (2.01)	6 (0.93)
88	AAP	302 (66.81)	BJP	140 (30.97)	162 (35.84)	INC	7 (1.55)	3 (0.66)
89	AAP	316 (67.38)	BJP	128 (27.29)	188 (40.09)	INC	20 (4.26)	5 (1.07)
90	AAP	363 (66)	BJP	161 (29.27)	202 (36.73)	INC	15 (2.73)	11 (2)
91	AAP	509 (66.71)	BJP	233 (30.54)	276 (36.17)	INC	15 (1.97)	6 (0.79)
92	AAP	385 (82.26)	BJP	51 (10.9)	334 (71.36)	INC	20 (4.27)	12 (2.56)
93	AAP	436 (73.03)	BJP	134 (22.45)	302 (50.58)	INC	17 (2.85)	10 (1.68)
94	AAP	509 (69.35)	BJP	202 (27.52)	307 (41.83)	INC	17 (2.32)	6 (0.82)
95	AAP	494 (69.68)	BJP	188 (26.52)	306 (43.16)	INC	23 (3.24)	4 (0.56)
96	AAP	310 (64.18)	BJP	151 (31.26)	159 (32.92)	INC	19 (3.93)	3 (0.62)
97	AAP	301 (65.72)	BJP	130 (28.38)	171 (37.34)	INC	15 (3.28)	12 (2.62)
98	AAP	618 (75.64)	BJP	175 (21.42)	443 (54.22)	INC	17 (2.08)	7 (0.86)
99	AAP	445 (68.99)	BJP	172 (26.67)	273 (42.32)	INC	16 (2.48)	12 (1.86)
100	AAP	267 (61.81)	BJP	146 (33.8)	121 (28.01)	INC	14 (3.24)	5 (1.16)
101	AAP	447 (68.04)	BJP	177 (26.94)	270 (41.1)	INC	26 (3.96)	7 (1.07)
102	AAP	378 (70.39)	BJP	143 (26.63)	235 (43.76)	INC	13 (2.42)	3 (0.56)
103	AAP	331 (67.69)	BJP	141 (28.83)	190 (38.86)	INC	11 (2.25)	6 (1.23)
104	AAP	464 (76.07)	BJP	127 (20.82)	337 (55.25)	INC	12 (1.97)	7 (1.15)
105	AAP	368 (88.04)	BJP	42 (10.05)	326 (77.99)	INC	3 (0.72)	5 (1.2)

Contd....

MCD Election Results

Number and Name of Ward (2017)

Number of Ward	Name of Ward	Number of Ward	Name of Ward
102N	Rajinder Nagar		
103N	Inder Puri		
104N	Naraina		

Number and Name of Ward (2012)

Number of Ward	Name of Ward	Number of Ward	Name of Ward
149	Rajinder Nagar		
150	Pusa (W)		
151	Inderpuri (SC)		
152	Naraina		

MCD Election Results

Ward-wise Winner & Runner-up in Rajinder Nagar Assembly Constituency (MCD Election 2017)

MCD Ward Number	Winner Party	Winner Votes (%)	Runner-up Party	Runner-up Votes (%)	Winning Margin Votes (%)
102N	BJP	11042 (39.1)	AAP	7609 (26.95)	3433 (12.15)
103N	BJP	12850 (44.32)	AAP	7387 (25.48)	5463 (18.84)
104N	BJP	12933 (43.36)	INC	7621 (25.55)	5312 (17.81)

MCD Election Results

Summary Result of Ward 102 N (Rajinder Nagar) : MCD Election - 2017

Candidate Name	Party	Votes	Votes%
Ward 102 N : Rajinder Nagar			
Paramjeet Singh Rana	BJP	11042	39.1
Charnjit Singh	AAP	7609	26.95
Anil Kumar Kukreja	INC	4352	15.41
Dalip Bhatt	IND	3988	14.12
Rajat Singh	IND	556	1.97
Kishan Bharti	BSP	203	0.72
Hari Nat	RJD	156	0.55
Rajni	IND	80	0.28
	NOTA	252	0.89

DISCLAIMER

The Terms of Use and Disclaimer of Datanet India Private Limited (hereinafter referred to as "Datanet") for use of this analysis report of **Rajinder Nagar Assembly Constituency (Rajinder Nagar Vidhan Sabha)** :-

1. **Assembly Factbook™** is a Registered Trade Mark owned by Datanet.
2. All the maps are sketched and graphical representation only and have not been drawn to the scale and also not to represent the actual geographical area or boundary of the unit.
3. The data for the aforesaid analysis is based on authentic sources and has been culled from the various publications of Census, CSO and NSSO for district and block level data, various central and state government departments, Central & State Elections Commissions and the concerned Returning Officers' releases, Electoral Rolls, Election results and allied publications, internal assessment, surveys, estimates and analysis. Therefore, certain adjustment of data at micro level may have been done to arrive closer to the macro data.
4. Data have been provided on an "As Is" and "As AVAILABLE" basis
5. The colours shown in the maps or diagram and charts of a particular party, alliance or AC are indicative and do not represent them.
6. This publication which includes maps, sheets, graphs and data would be the property under copyright of Datanet only. The user may use these for its internal study, analysis and research purposes. It's public display, re-selling or any commercial uses by the user are not allowed.
7. Datanet has taken due care and caution in compilation and processing of data and allied information, but does not guarantee the accuracy, adequacy or completeness of any information/analysis and will be not responsible for any errors or omissions or for the results obtained from the use of such information/analysis.
8. All the contents for the publication have been culled from various authentic sources and Datanet reasonably believes such sources to be reliable, but does not make any representations, express or implied as to the accuracy or fitness of use of such information. The information or contents of the information/analysis do not constitute advice and should not be relied upon in making (or refraining from making) any decision. Any reliance placed upon the information provided by Datanet is the sole responsibility and strictly at the user's risk.
9. In no event will Datanet be liable for any damages (including, without limitation, damages for loss of business projects, or loss of profits) arising in contract, tort or otherwise from the use of or inability to use any of its contents, or from any action taken (or refrained from being taken) as a result of using the analysis or any of its contents. Datanet its directors, owners, editors, officials, employees, distributor and agents or any associate will not be liable for any errors in the information contained or any consequences arising from the use of the contents of the provided information/analysis.
10. If any provision of these terms and conditions is held invalid or illegal or unenforceable for any reason by any court of competent jurisdiction, such provision shall be severed and the remainder of provisions of the terms and conditions shall continue in full force and effect as if the Term of Use had been executed with the invalid, illegal or unenforceable provision eliminated.
11. If there are any discrepancies in the information provided, please bring it to attention of Datanet for suitable rectification measures.

Buy Online This Complete Book At
Datanet India eBooks Store

www.indiastatpublications.com

or go directly at

[http://www.indiastatpublications.com/
Assembly_factbook/Delhi/New_Delhi/Rajinder_Nagar](http://www.indiastatpublications.com/Assembly_factbook/Delhi/New_Delhi/Rajinder_Nagar)

 **indiastat**elections

ISBN : 978-93-5293-444-7



9 789352 934447