



Delhi

Assembly Factbook™

Babarpur Assembly Constituency

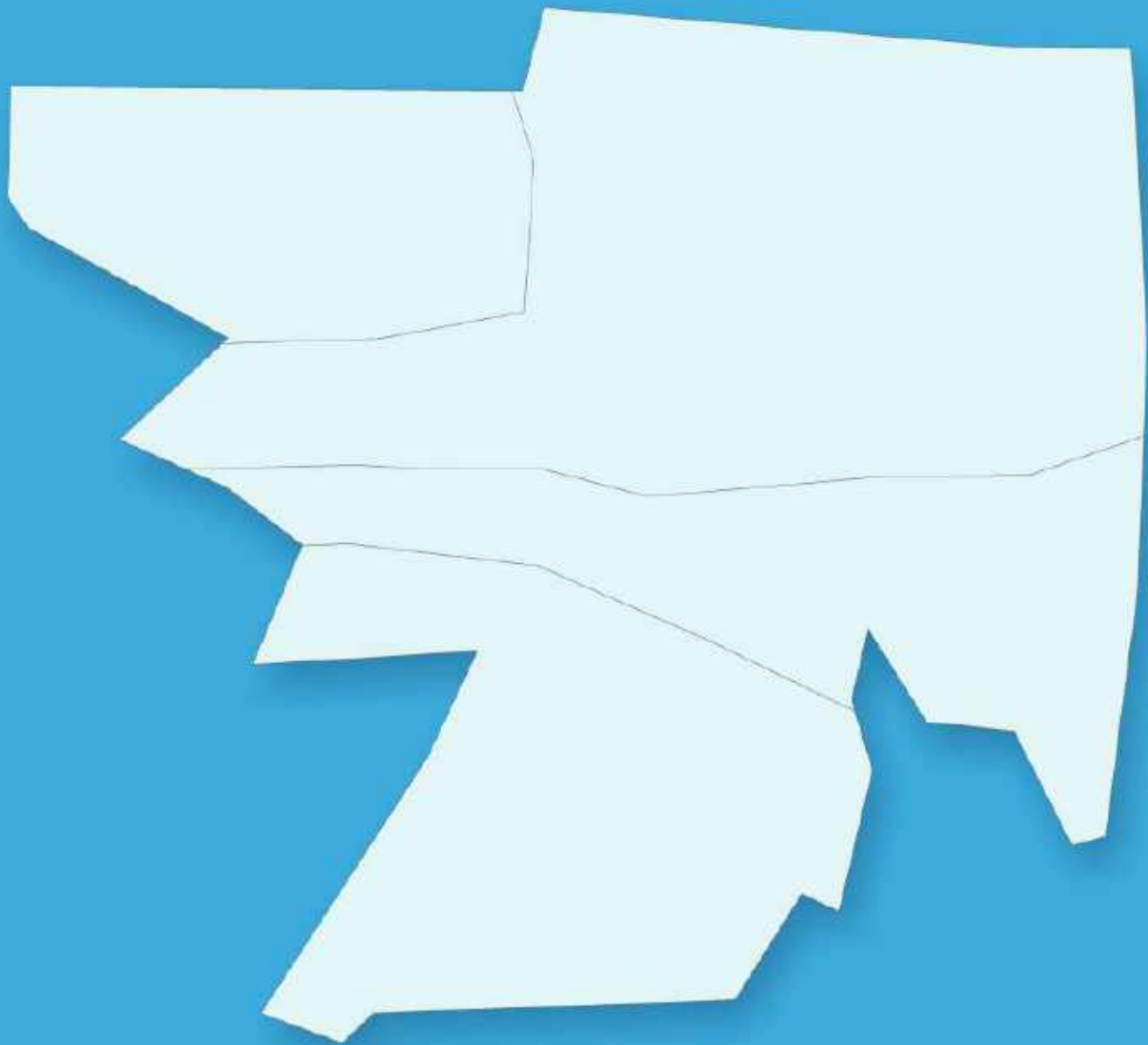


Key Electoral Data of Babarpur
Assembly Constituency (Vidhan Sabha)

Delhi

Assembly Factbook™

Babarpur Assembly Constituency



Babarpur Vidhan Sabha

Editor & Director

Dr. R.K. Thukral

Research Editor

Dr. Shafeeq Rahman

Compiled, Researched and Published by Datanet India Pvt. Ltd.

D-100, 1st Floor,

Okhla Industrial Area, Phase-I,
New Delhi- 110020.

Ph.: 91-11- 43580781-84

Email : support@indiastatpublications.com

Website : www.indiastatelections.com

Online Book Store :

www.indiastatpublications.com

Report No. : AFB/DL-67-0125

ISBN : 978-93-5293-399-0

First Edition : January, 2018

Eighth Updated Edition : January, 2025

Price : Rs. 11500/-

US\$ 310

© **Datanet India Pvt. Ltd.**

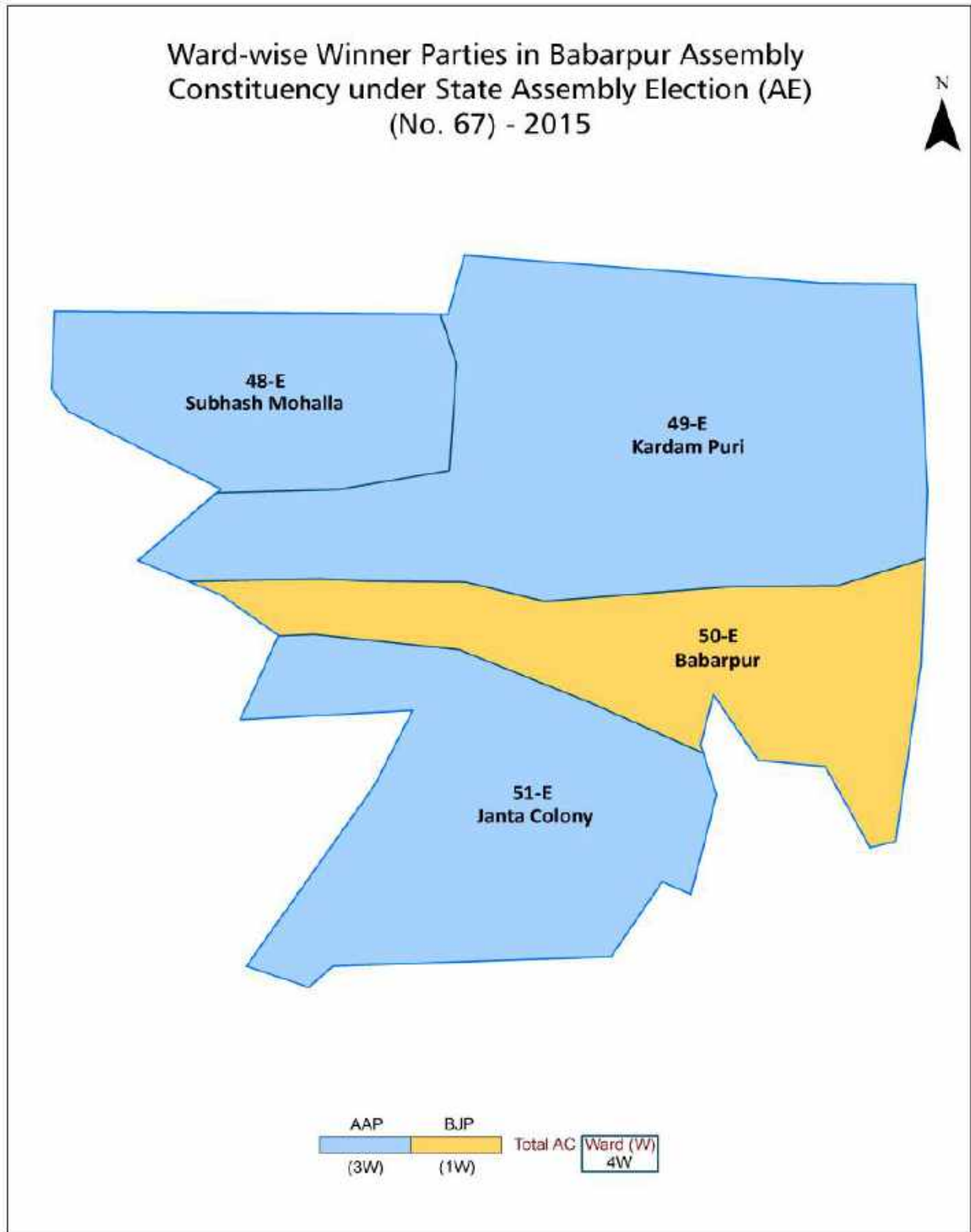
All rights reserved. No part of this book may be reproduced, stored in a retrieval system or transmitted in any form or by any means, mechanical photocopying, photographing, scanning, recording or otherwise without the prior written permission of the publisher. Please refer to Disclaimer at page no. 179 for the use of this publication.

Printed in India

Contents

No.	Particulars	Page No.
1	Introduction Assembly Constituency at a Glance Features of Assembly as per Delimitation Commission of India (2008)	1-2
2	Location and Political Maps Location Map Boundaries of Assembly Constituency in District Boundaries of Assembly Constituency under Parliamentary Constituency Ward-wise Winner Parties- 2025, 2024, 2020, 2019, 2015, 2014, 2013, 2009 and 2008	3-11
3	Administrative Setup & Demographics (2011) Ward Name Ward Number Population Population by Ward Sex Ratio Religious Population Social Population	12
4	Electoral Features Important Dates of Last Elections Held Electors by Gender Service Electors Voters Voters Turnout Polling Stations & Average Number of Electors per Polling Station Electors by Age Group Present Elected Representatives	13-18
5	Historical Summary Election Results Vote Share of Major Parties Winning Margin (Number & Percentage) Polarity Summary Result of Assembly Segment of Parliamentary Election 2024, 2019, 2014, 2009, 2004 and 1999 Summary Result of Assembly Elections 2025, 2020, 2015, 2013, 2008, 2003, 1998 and 1993	19-34
6	Polling Station Level Election Results Name and Number of Polling Station 2025, 2024, 2020, 2019, 2015, 2014, 2013, 2009 and 2008 Polling Station-wise Electoral, Voter & Voter Turnout 2025, 2024, 2020, 2019, 2015, 2014, 2013, 2009 and 2008 Polling Station wise Elections Results 2025, 2024, 2020, 2019, 2015, 2014, 2013, 2009 & 2008	35-161
7	MCD Ward Election Result MCD Election 2017 and 2012	162-172
8	Share of Assembly Constituency Share of Assembly Constituency in State and Parliamentary Constituency	173
9	Abbreviation & Sources	176-177
10	Disclaimer	179

Location & Political Map

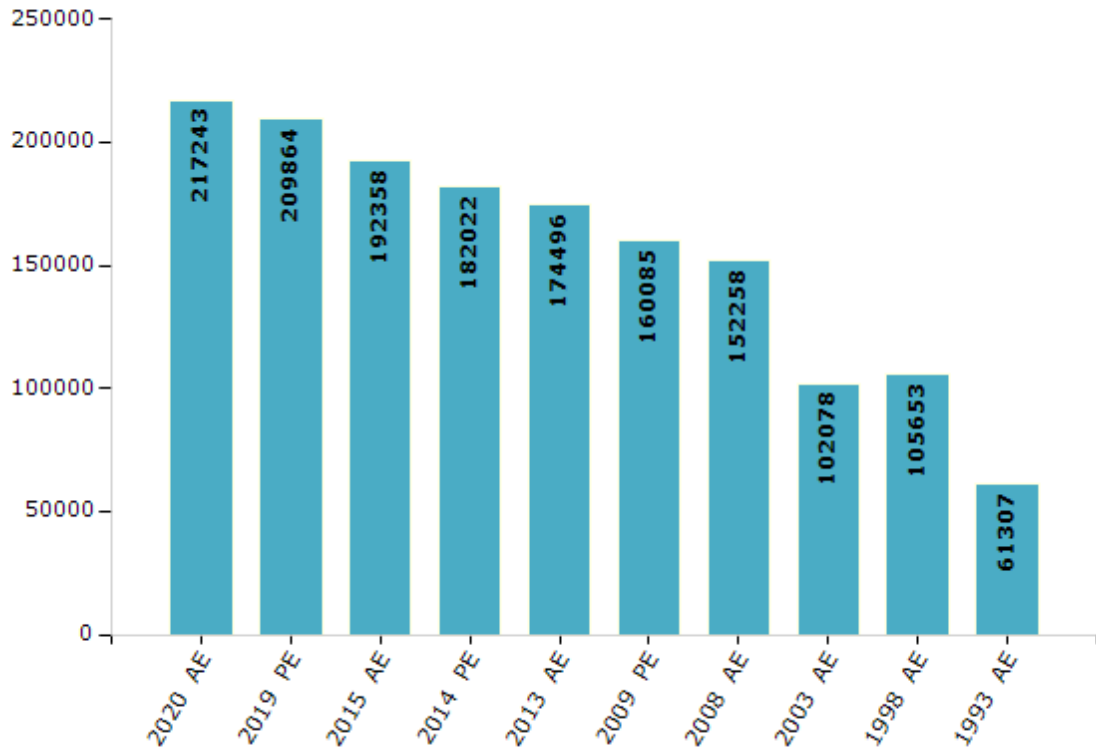


Electoral Features

Electors by Male & Female

Year	Male	Female	Others	Total	Year	Male	Female	Others	Total
2020 AE	117426	99810	7	217243	2003 AE	57224	44854	-	102078
2019 PE	113904	95957	3	209864	1999 PE	-	-	-	-
2015 AE	105238	87092	28	192358	1998 AE	60095	45558	-	105653
2014 PE	99528	82467	27	182022	1993 AE	33719	27588	-	61307
2013 AE	95367	79109	20	174496	1983 AE	-	-	-	-
2009 PE	87732	72353	0	160085	1977 AE	-	-	-	-
2008 AE	83238	69020	-	152258	1972 AE	-	-	-	-
2004 PE	-	-	-	-	1952 AE	-	-	-	-

Number of Electors

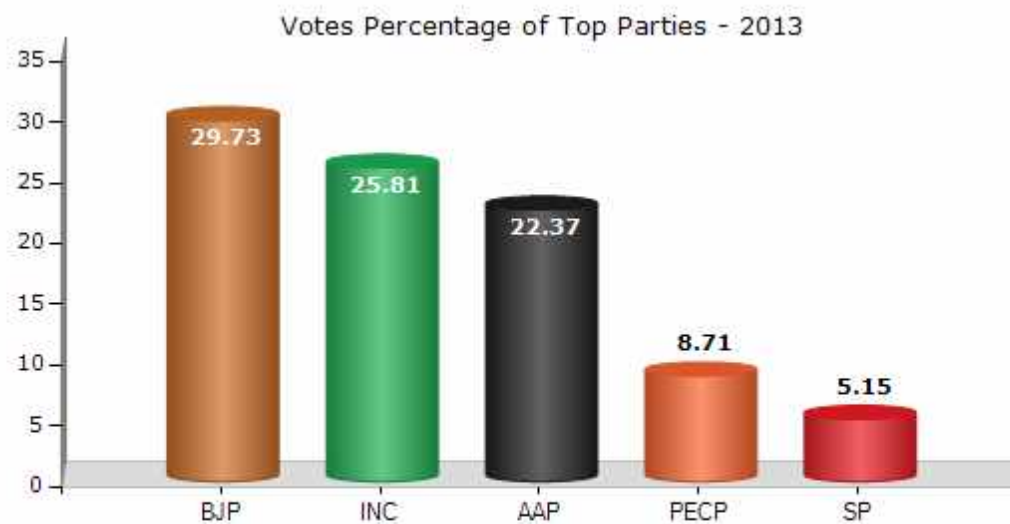


Note : AE : Assembly Election, PE : Assembly Segment of Parliamentary Election

Historical Summary Election Results

Summary Result of Assembly Election - 2013

Candidate Name	Party	Votes	Votes %
Naresh Gaur	BJP	34180	29.73
Zakir Khan	INC	29673	25.81
Gopal Rai	AAP	25723	22.37
Furkhan	PECP	10017	8.71
Sunil Vasisht	SP	5924	5.15
Bhure Khan	BSP	5019	4.37
Ms. Shagufta Rani	IND	2744	2.39
Absaar Ahmed	CPI	794	0.69
Kesar	RJ	178	0.15
Babu Ram	IND	141	0.12
Mahnaaz Alam	IND	123	0.11
	NOTA	460	0.4



Polling Station Level Election Results

Number and Name of Polling Stations (PS) (2020)

Number of Polling Stations	Name of Polling Stations	Number of Polling Stations	Name of Polling Stations
1	Govt.B.S.S.School No. 1 North Ghonda North Ghonda	22	Shishu Niketan Public Sec. School, B-Block, Shivaji Road, North Ghonda. North Ghonda
2	Govt.B.S.S.School No. 1 North Ghonda North Ghonda	23	Shishu Niketan Public Sec. School, B-Block, Shivaji Road, North Ghonda. North Ghonda
3	Govt.B.S.S.School No. 1 North Ghonda North Ghonda	24	St.James Convent School Gali No-8 Vijay Park. Kardam Puri Extn.
4	Govt.B.S.S.School No. 1 North Ghonda North Ghonda	25	St.James Convent School Gali No-8 Vijay Park. Kardam Puri Extn.
5	Govt.B.S.S.School No. 1 North Ghonda North Ghonda	26	St.James Convent School Gali No-8 Vijay Park. Kardam Puri Extn.
6	Govt.B.S.S.School No. 1 North Ghonda North Ghonda	27	St.James Convent School Gali No-8 Vijay Park. Kardam Puri Extn.
7	Govt.B.S.S.School No. 1 North Ghonda North Ghonda	28	National Public School V-1014 Gali No 4 Vijay Park Maujpur Maujpur
8	Govt.B.S.S.School No. 1 North Ghonda North Ghonda	29	Pandit Diwan Chand Memorial School,Gali No.4 Yamuna Vihar Road North Ghonda
9	Govt.B.S.S.School No. 1 North Ghonda North Ghonda	30	Sant Parmanand Public School Vijay Park Maujpur
10	Govt.B.S.S.School No. 1 North Ghonda North Ghonda	31	Sant Parmanand Public School Vijay Park Maujpur
11	Govt.B.S.S. School No 2 North Ghonda North Ghonda	32	Sant Parmanand Public School Vijay Park Maujpur
12	Govt.B.S.S. School No 2 North Ghonda North Ghonda	33	Pandit Diwan Chand Memorial School,Gali No.4 Yamuna Vihar Road North Ghonda
13	Govt.B.S.S. School No 2 North Ghonda North Ghonda	34	Pandit Diwan Chand Memorial School,Gali No.4 Yamuna Vihar Road North Ghonda
14	Shishu Niketan Public Sec. School, B-Block, Shivaji Road, North Ghonda. North Ghonda	35	Pandit Diwan Chand Memorial School,Gali No.4 Yamuna Vihar Road North Ghonda
15	Shishu Niketan Public Sec. School, B-Block, Shivaji Road, North Ghonda. North Ghonda	36	National Public School V-1014 Gali No 4 Vijay Park Maujpur Maujpur
16	Shishu Niketan Public Sec. School, B-Block, Shivaji Road, North Ghonda. North Ghonda	37	Canterbury Model Public School Vijay Park,Maujpur
17	Govt.B.S.S. School No 2 North Ghonda North Ghonda	38	Canterbury Model Public School Vijay Park,Maujpur
18	Govt.B.S.S. School No 2 North Ghonda North Ghonda	39	Canterbury Model Public School Vijay Park,Maujpur
19	Govt.B.S.S. School No 2 North Ghonda North Ghonda	40	Govt. Boys. Sec. School (C-11 Yamuna Vihar) Vijay Park Yamuna Vihar
20	Shishu Niketan Public Sec. School, B-Block, Shivaji Road, North Ghonda. North Ghonda	41	M.C. Pry. School, Mohan Puri Vijay Park Vijay Park
21	Shishu Niketan Public Sec. School, B-Block, Shivaji Road, North Ghonda. North Ghonda	42	M.C. Pry. School, Mohan Puri Vijay Park Vijay Park

Contd....

Polling Station Level Election Results

Polling Station-wise Votes Secured by Overall Top Five Parties in Babarpur Assembly in Assembly Election (AE) under North East Delhi Parliamentary Constituency in Delhi (2020)

Number of Polling Station	Winner - Gopal Rai (AAP)	Runner-up - Naresh Gaur (BJP)	3rd - Anveeksha Jain (INC)	4th - Dharm Singh (BSP)	5th - Shivani Gaur (IND)	NOTA	Other	Total Votes Secured
36	148	333	15	1	1	0	1	499
37	647	9	7	0	1	1	1	666
38	521	6	1	0	0	0	1	529
39	457	287	11	0	3	0	4	762
40	321	333	12	2	1	1	2	672
41	176	506	9	0	0	0	1	692
42	309	336	4	0	0	1	0	650
43	407	10	24	1	0	1	1	444
44	573	187	9	0	0	0	2	771
45	469	40	3	0	0	1	1	514
46	320	474	4	0	1	2	2	803
47	139	429	6	5	0	3	0	582
48	112	399	3	1	0	2	2	519
49	680	242	12	0	0	3	0	937
50	295	325	15	2	0	1	0	638
51	185	345	31	1	0	3	1	566
52	232	514	15	2	0	3	5	771
53	767	181	6	0	2	1	1	958
54	260	309	17	1	0	1	1	589
55	199	481	19	3	0	3	2	707
56	224	259	3	0	0	1	1	488
57	421	396	13	2	0	0	2	834
58	261	221	11	2	1	2	1	499
59	885	21	64	1	4	5	4	984
60	765	53	43	0	1	5	1	868
61	645	35	23	0	0	3	3	709
62	781	10	39	0	2	3	1	836
63	638	83	84	0	0	2	3	810
64	597	42	38	0	1	2	4	684
65	643	70	29	1	0	0	2	745
66	744	11	37	0	1	0	2	795
67	781	17	44	0	1	1	1	845
68	424	3	25	0	0	1	0	453
69	362	442	30	5	0	3	2	844
70	300	414	12	8	1	1	1	737

Contd....

Polling Station Level Election Results

Winner, Runner-up and 3rd Party Position & Winning Margin According to Polling Stations in Babarpur Assembly in Assembly Election (AE) under North East Delhi Parliamentary Constituency in Delhi (2020)

Polling Station Number	Winner Party	Winner Votes (%)	Runner-up Party	Runner-up Votes (%)	Winning Margin Votes (%)	Third Party	Third Party Votes (%)	Other Votes (%)
71	AAP	458 (58.05)	BJP	252 (31.94)	206 (26.11)	INC	50 (6.34)	29 (3.68)
72	AAP	565 (70.71)	BJP	185 (23.15)	380 (47.56)	INC	44 (5.51)	5 (0.63)
73	AAP	517 (65.11)	BJP	243 (30.6)	274 (34.51)	INC	29 (3.65)	5 (0.63)
74	AAP	478 (70.29)	BJP	161 (23.68)	317 (46.61)	INC	36 (5.29)	5 (0.74)
75	AAP	742 (89.83)	BJP	54 (6.54)	688 (83.29)	INC	25 (3.03)	5 (0.61)
76	AAP	453 (73.9)	BJP	128 (20.88)	325 (53.02)	INC	26 (4.24)	6 (0.98)
77	AAP	811 (91.95)	INC	50 (5.67)	761 (86.28)	BJP	14 (1.59)	7 (0.79)
78	AAP	755 (89.56)	INC	61 (7.24)	694 (82.32)	BJP	18 (2.14)	9 (1.07)
79	AAP	457 (85.58)	INC	40 (7.49)	417 (78.09)	BJP	34 (6.37)	3 (0.56)
80	AAP	574 (92.28)	INC	27 (4.34)	547 (87.94)	BJP	18 (2.89)	3 (0.48)
81	AAP	310 (72.26)	BJP	97 (22.61)	213 (49.65)	INC	18 (4.2)	4 (0.93)
82	AAP	719 (91.01)	BJP	41 (5.19)	678 (85.82)	INC	28 (3.54)	2 (0.25)
83	AAP	622 (97.04)	INC	15 (2.34)	607 (94.7)	BJP	4 (0.62)	0 (0)
84	AAP	277 (48.68)	BJP	274 (48.15)	3 (0.53)	INC	15 (2.64)	3 (0.53)
85	AAP	307 (50.83)	BJP	259 (42.88)	48 (7.95)	INC	28 (4.64)	10 (1.66)
86	AAP	688 (76.27)	BJP	135 (14.97)	553 (61.3)	INC	73 (8.09)	6 (0.67)
87	AAP	547 (83.51)	BJP	64 (9.77)	483 (73.74)	INC	38 (5.8)	6 (0.92)
88	AAP	638 (76.41)	BJP	168 (20.12)	470 (56.29)	INC	25 (2.99)	4 (0.48)
89	AAP	730 (95.55)	BJP	16 (2.09)	714 (93.46)	INC	15 (1.96)	3 (0.39)
90	AAP	666 (94.2)	BJP	24 (3.39)	642 (90.81)	INC	11 (1.56)	6 (0.85)
91	AAP	599 (96.3)	INC	18 (2.89)	581 (93.41)	BJP	4 (0.64)	1 (0.16)
92	AAP	613 (94.16)	INC	30 (4.61)	583 (89.55)	NCP	3 (0.46)	5 (0.77)
93	AAP	391 (94.44)	INC	14 (3.38)	377 (91.06)	BJP	5 (1.21)	4 (0.97)
94	AAP	631 (96.34)	INC	15 (2.29)	616 (94.05)	BJP	7 (1.07)	2 (0.31)
95	AAP	626 (76.34)	BJP	149 (18.17)	477 (58.17)	INC	33 (4.02)	12 (1.46)
96	AAP	486 (59.12)	BJP	300 (36.5)	186 (22.62)	INC	23 (2.8)	13 (1.58)
97	AAP	525 (64.18)	BJP	252 (30.81)	273 (33.37)	INC	34 (4.16)	7 (0.86)
98	AAP	380 (74.36)	BJP	110 (21.53)	270 (52.83)	INC	20 (3.91)	1 (0.2)
99	AAP	670 (91.16)	BJP	41 (5.58)	629 (85.58)	INC	19 (2.59)	5 (0.68)
100	AAP	596 (84.54)	BJP	58 (8.23)	538 (76.31)	INC	45 (6.38)	6 (0.85)
101	BJP	347 (56.61)	AAP	232 (37.85)	115 (18.76)	INC	30 (4.89)	4 (0.65)
102	BJP	526 (65.18)	AAP	199 (24.66)	327 (40.52)	INC	75 (9.29)	7 (0.87)
103	BJP	581 (69.92)	AAP	206 (24.79)	375 (45.13)	INC	39 (4.69)	5 (0.6)
104	BJP	572 (72.96)	AAP	169 (21.56)	403 (51.4)	INC	36 (4.59)	7 (0.89)
105	BJP	643 (72.82)	AAP	183 (20.72)	460 (52.1)	INC	50 (5.66)	7 (0.79)

Contd....

MCD Election Results

Number and Name of Ward (2017)

Number of Ward	Name of Ward	Number of Ward	Name of Ward
048E	Subhash Mohalla		
049E	Kardam Puri		
050E	Babarpur		
051E	Janta Colony		

Number and Name of Ward (2012)

Number of Ward	Name of Ward	Number of Ward	Name of Ward
257	Subhash Mohalla		
258	Kardam Puri (W)		
259	Janta colony		
260	Babarpur (W)		

MCD Election Results

Ward-wise Winner & Runner-up in Babarpur Assembly Constituency (MCD Election 2017)

MCD Ward Number	Winner Party	Winner Votes (%)	Runner-up Party	Runner-up Votes (%)	Winning Margin Votes (%)
048E	AAP	11015 (35.61)	BJP	10702 (34.6)	313 (1.01)
049E	AAP	10596 (34.79)	BJP	10046 (32.98)	550 (1.81)
050E	BJP	12347 (47.29)	INC	9063 (34.71)	3284 (12.58)
051E	BJP	7677 (31.5)	AAP	6779 (27.82)	898 (3.68)

MCD Election Results

Summary Result of Ward 048 E (Subhash Mohalla) : MCD Election - 2017

Candidate Name	Party	Votes	Votes%
Ward 048 E : Subhash Mohalla			
Rekha Tyagi	AAP	11015	35.61
Mithlesh Panday	BJP	10702	34.6
Savita Sharma	INC	6105	19.74
Shabnam	BSP	2012	6.51
Wahida Khanam	AIMIM	855	2.76
Rekha Tiwari	IND	63	0.2
Shabnam Saifi	IND	45	0.15
Chanda Sharma	IND	29	0.09
	NOTA	103	0.33

DISCLAIMER

The Terms of Use and Disclaimer of Datanet India Private Limited (hereinafter referred to as "Datanet") for use of this analysis report of **Babarpur Assembly Constituency (Babarpur Vidhan Sabha)** :-

1. **Assembly Factbook™** is a Registered Trade Mark owned by Datanet.
2. All the maps are sketched and graphical representation only and have not been drawn to the scale and also not to represent the actual geographical area or boundary of the unit.
3. The data for the aforesaid analysis is based on authentic sources and has been culled from the various publications of Census, CSO and NSSO for district and block level data, various central and state government departments, Central & State Elections Commissions and the concerned Returning Officers' releases, Electoral Rolls, Election results and allied publications, internal assessment, surveys, estimates and analysis. Therefore, certain adjustment of data at micro level may have been done to arrive closer to the macro data.
4. Data have been provided on an "As Is" and "As AVAILABLE" basis
5. The colours shown in the maps or diagram and charts of a particular party, alliance or AC are indicative and do not represent them.
6. This publication which includes maps, sheets, graphs and data would be the property under copyright of Datanet only. The user may use these for its internal study, analysis and research purposes. It's public display, re-selling or any commercial uses by the user are not allowed.
7. Datanet has taken due care and caution in compilation and processing of data and allied information, but does not guarantee the accuracy, adequacy or completeness of any information/analysis and will be not responsible for any errors or omissions or for the results obtained from the use of such information/analysis.
8. All the contents for the publication have been culled from various authentic sources and Datanet reasonably believes such sources to be reliable, but does not make any representations, express or implied as to the accuracy or fitness of use of such information. The information or contents of the information/analysis do not constitute advice and should not be relied upon in making (or refraining from making) any decision. Any reliance placed upon the information provided by Datanet is the sole responsibility and strictly at the user's risk.
9. In no event will Datanet be liable for any damages (including, without limitation, damages for loss of business projects, or loss of profits) arising in contract, tort or otherwise from the use of or inability to use any of its contents, or from any action taken (or refrained from being taken) as a result of using the analysis or any of its contents. Datanet its directors, owners, editors, officials, employees, distributor and agents or any associate will not be liable for any errors in the information contained or any consequences arising from the use of the contents of the provided information/analysis.
10. If any provision of these terms and conditions is held invalid or illegal or unenforceable for any reason by any court of competent jurisdiction, such provision shall be severed and the remainder of provisions of the terms and conditions shall continue in full force and effect as if the Term of Use had been executed with the invalid, illegal or unenforceable provision eliminated.
11. If there are any discrepancies in the information provided, please bring it to attention of Datanet for suitable rectification measures.

Buy Online This Complete Book At
Datanet India eBooks Store

www.indiastatpublications.com

or go directly at

[www.indiastatpublications.com/
Assembly_factbook/Delhi/North_East_Delhi/ Babarpur](http://www.indiastatpublications.com/Assembly_factbook/Delhi/North_East_Delhi/Babarpur)



i **india**stat**elections**

ISBN : 978-93-5293-399-0



9 789352 933990