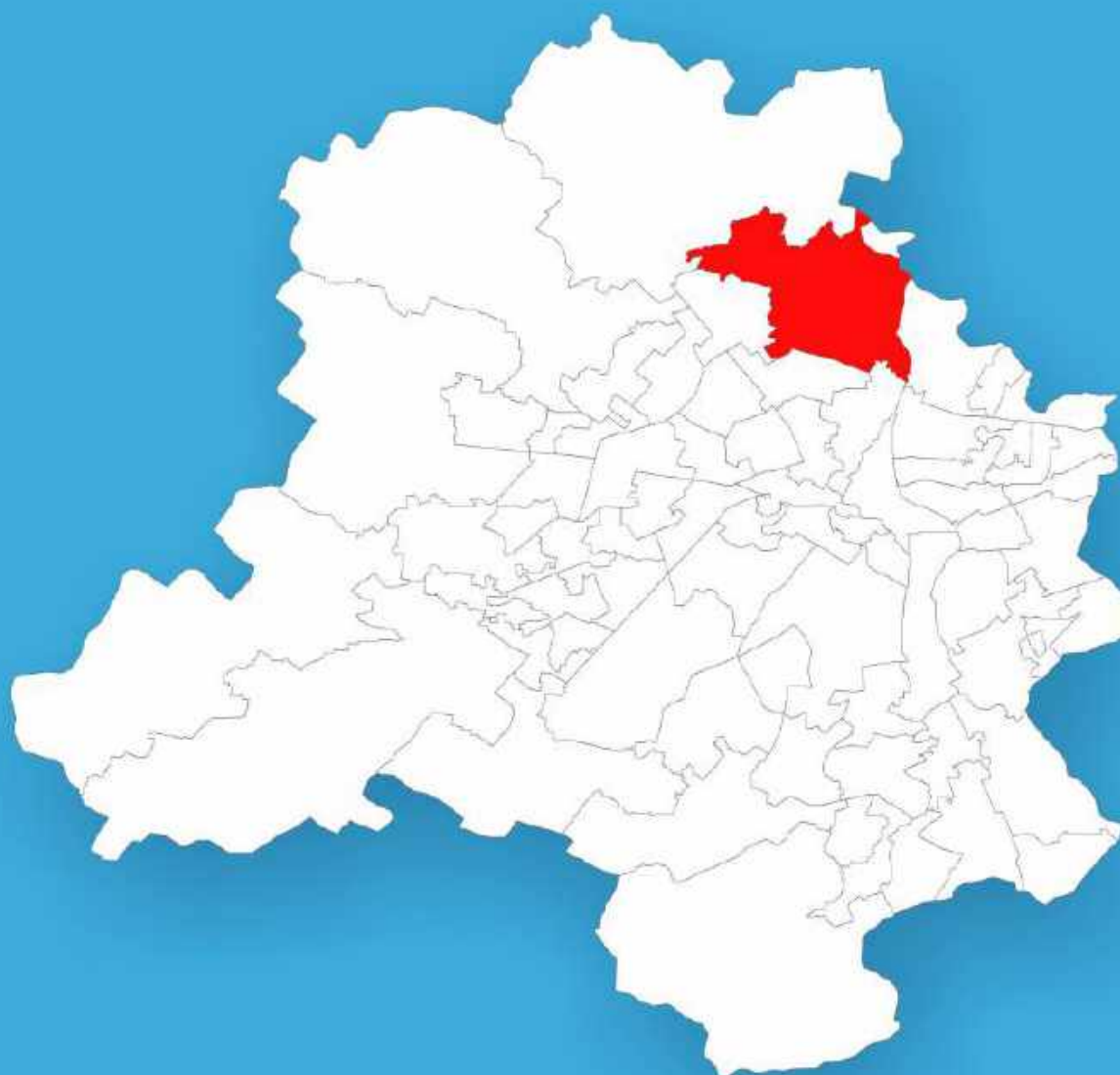




Delhi

Assembly Factbook™

Burari Assembly Constituency



Key Electoral Data of Burari
Assembly Constituency (Vidhan Sabha)

Delhi

Assembly Factbook™

Burari Assembly Constituency



Burari Vidhan Sabha

Editor & Director

Dr. R.K. Thukral

Research Editor

Dr. Shafeeq Rahman

Compiled, Researched and Published by Datanet India Pvt. Ltd.

D-100, 1st Floor,

Okhla Industrial Area, Phase-I,
New Delhi- 110020.

Ph.: 91-11- 43580781-84

Email : support@indiastatpublications.com

Website : www.indiastatelections.com

Online Book Store :

www.indiastatpublications.com

Report No. : AFB/DL-02-0125

ISBN : 978-93-5293-405-8

First Edition : January, 2018

Eighth Updated Edition : January, 2025

Price : Rs. 11500/-

US\$ 310

© **Datanet India Pvt. Ltd.**

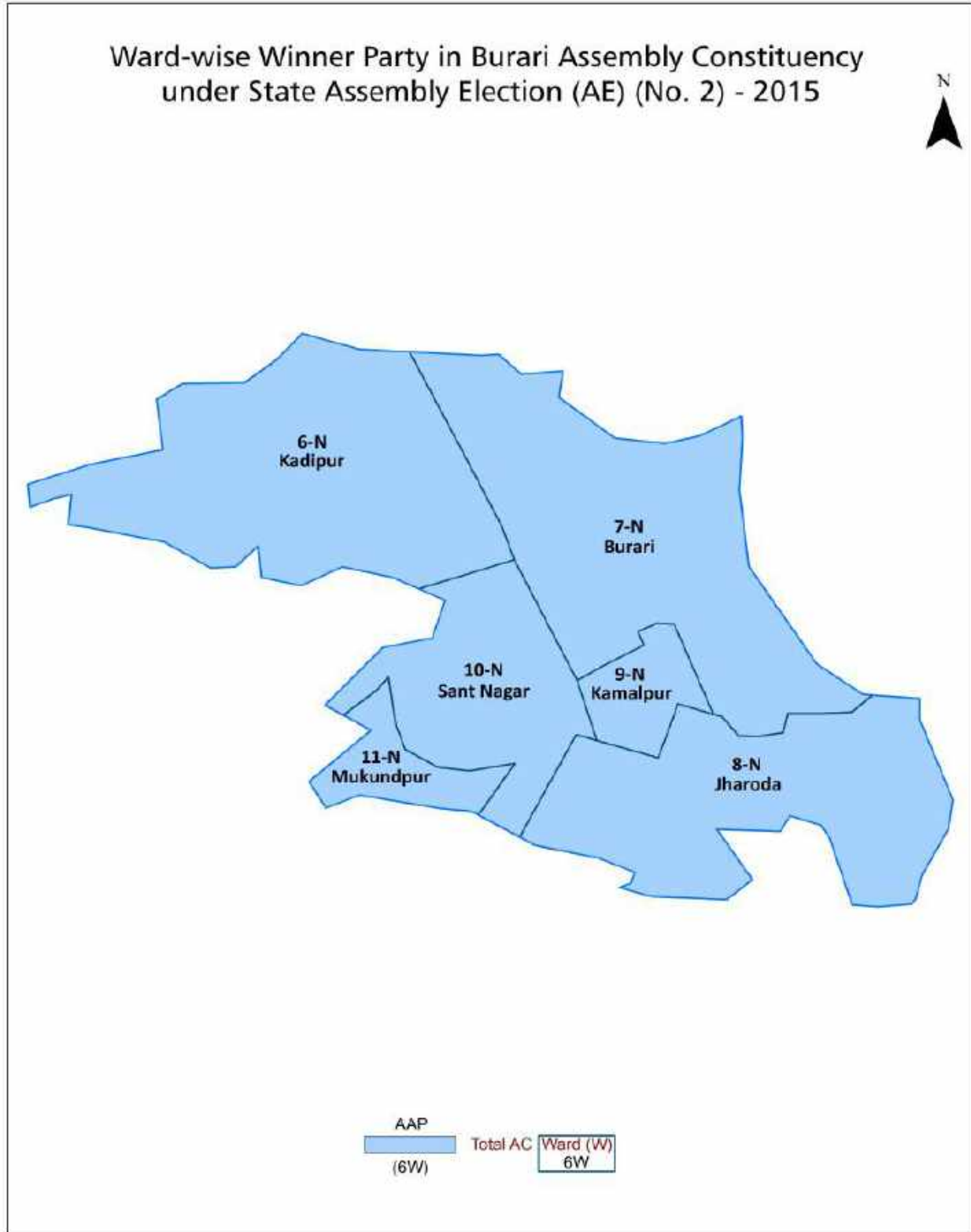
All rights reserved. No part of this book may be reproduced, stored in a retrieval system or transmitted in any form or by any means, mechanical photocopying, photographing, scanning, recording or otherwise without the prior written permission of the publisher. Please refer to Disclaimer at page no. 218 for the use of this publication.

Printed in India

Contents

No.	Particulars	Page No.
1	Introduction Assembly Constituency at a Glance Features of Assembly as per Delimitation Commission of India (2008)	1-2
2	Location and Political Maps Location Map Boundaries of Assembly Constituency in District Boundaries of Assembly Constituency under Parliamentary Constituency Ward-wise Winner Parties- 2025, 2024, 2020, 2019, 2015, 2014, 2013, 2009 and 2008	3-11
3	Administrative Setup & Demographics (2011) Ward Name Ward Number Population Population by Ward Sex Ratio Religious Population Social Population	12
4	Electoral Features Important Dates of Last Elections Held Electors by Gender Service Electors Voters Voters Turnout Polling Stations & Average Number of Electors per Polling Station Electors by Age Group Present Elected Representatives	13-18
5	Historical Summary Election Results Vote Share of Major Parties Winning Margin (Number & Percentage Polarity Summary Result of Assembly Segment of Parliamentary Election 2024, 2019, 2014 and 2009 Summary Result of Assembly Elections 2025, 2020, 2015, 2013 and 2008	19-29
6	Polling Station Level Election Results Name and Number of Polling Station 2025, 2024, 2020, 2019, 2015, 2014, 2013, 2009 and 2008 Polling Station-wise Electoral, Voter & Voter Turnout 2025, 2024, 2020, 2019, 2015, 2014, 2013, 2009 and 2008 Polling Station wise Elections Results 2025, 2024, 2020, 2019, 2015, 2014, 2013, 2009 & 2008	30-198
7	MCD Ward Election Result MCD Election 2017 and 2012	199-211
8	Share of Assembly Constituency Share of Assembly Constituency in State and Parliamentary Constituency	212
9	Abbreviation & Sources	215-216
10	Disclaimer	218

Location & Political Map

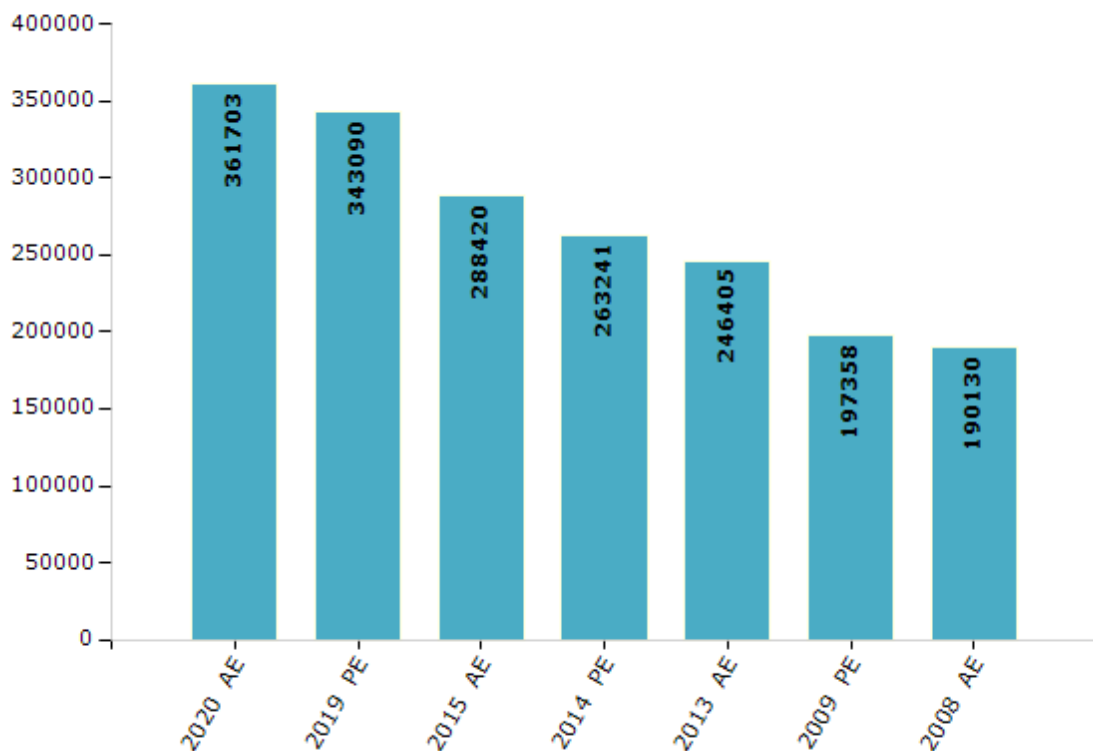


Electoral Features

Electors by Male & Female

Year	Male	Female	Others	Total	Year	Male	Female	Others	Total
2020 AE	201433	160257	13	361703	2003 AE	-	-	-	-
2019 PE	191729	151353	8	343090	1999 PE	-	-	-	-
2015 AE	162906	125500	14	288420	1998 AE	-	-	-	-
2014 PE	148785	114444	12	263241	1993 AE	-	-	-	-
2013 AE	139513	106878	14	246405	1983 AE	-	-	-	-
2009 PE	112476	84882	0	197358	1977 AE	-	-	-	-
2008 AE	108382	81748	-	190130	1972 AE	-	-	-	-
2004 PE	-	-	-	-	1952 AE	-	-	-	-

Number of Electors



Note : AE : Assembly Election, PE : Assembly Segment of Parliamentary Election

Historical Summary Election Results

Summary Result of Assembly Election - 2013

Candidate Name	Party	Votes	Votes %
Sanjeev Jha	AAP	60164	37.07
Shri Krishan	BJP	49813	30.69
Deepak Tyagi	INC	31649	19.5
Vinod Naagar	LJP	6462	3.98
Kamal Sharma	BSP	3664	2.26
Surender Routela	IND	2700	1.66
Jitender Kumar	JD(U)	2643	1.63
Ajit Kumar Pandey	BJDI	557	0.34
Aadesh	IND	506	0.31
Ganesh Pal	BSKP	496	0.31
Nafe Singh Rajput	IND	369	0.23
Vijay Kumar	RMEP	351	0.22
Manager Chaurasiya	SUCI	325	0.2
Pawan Kumar Duggal	IND	285	0.18
Richa Mundra	RDPI	243	0.15
Fakir Chand	IJP	230	0.14
Rajbir	IND	214	0.13
Munna	IND	211	0.13
Prem Shankar Sharma	ABSPARTY	190	0.12
Tokir Ahmad Khan	BASPB	187	0.12
Gulab Singhal	BNIP	172	0.11
Dinesh Kumar	BSKRP	137	0.08
Dr Ramesh Narayan Singh	IND	85	0.05
	NOTA	665	0.41

Polling Station Level Election Results

Number and Name of Polling Stations (PS) (2020)

Number of Polling Stations	Name of Polling Stations	Number of Polling Stations	Name of Polling Stations
1	M. C. Pry.(Boys) School Village Mukhmelur	22	Little Star Convent Public School Parshu Ram Enclave Burari
2	M. C. Pry.(Boys) School Village Mukhmelur	23	Little Star Convent Public School Parshu Ram Enclave Burari
3	M. C. Pry.(Boys) School Village Mukhmelur	24	Little Star Convent Public School Parshu Ram Enclave Burari
4	M. C. Pry.(Boys) School Village Mukhmelur	25	Little Star Convent Public School Parshu Ram Enclave Burari
5	M .C. Primary School Vill. Ibrahim Pur	26	City Montessary School Burari
6	M .C. Primary School Vill. Ibrahim Pur	27	Little Star Convent Public School Parshu Ram Enclave Burari
7	M .C. Primary School Vill. Ibrahim Pur	28	Little Star Convent Public School Parshu Ram Enclave Burari
8	M .C. Primary School Vill. Ibrahim Pur	29	City Montessary School Burari
9	M .C. Primary School Vill. Ibrahim Pur	30	Ujjawal Public School, Burari, Delhi
10	M .C. Primary School Vill. Ibrahim Pur	31	M. C. Primary School Village Kadipur
11	M .C. Primary School Vill. Ibrahim Pur	32	M. C. Primary School Village Kadipur
12	M .C. Primary School Vill. Ibrahim Pur	33	Govt. Girls Sr. Sec. School (Kadipur) Kadipur
13	M .C. Primary School Vill. Ibrahim Pur	34	Govt. Girls Sr. Sec. School (Kadipur) Kadipur
14	Swastik Public School Shushant Vihar Ibrahim Pur	35	M. C. Primary School Village Kadipur
15	Swastik Public School Shushant Vihar Ibrahim Pur	36	Govt. Girls Sr. Sec. School (Kadipur) Kadipur
16	Kapil Public School, (Main Road Burari) Main Road Burari	37	Govt. Girls Sr. Sec. School (Kadipur) Kadipur
17	Kapil Public School, (Main Road Burari) Main Road Burari	38	Govt. Girls Sr. Sec. School (Kadipur) Kadipur
18	M C Primary (Model) School (Girls) Village Burari	39	M. C. Primary School Village Kadipur
19	M C Primary (Model) School (Girls) Village Burari	40	M. C. Primary School Village Kadipur
20	City Montessary School Burari	41	Ideal Public School, Swroop Vihar, Delhi
21	M C Primary (Model) School (Girls) Village Burari	42	Ideal Public School, Swroop Vihar, Delhi

Contd....

Polling Station Level Election Results

Polling Station-wise Votes Secured by Overall Top Five Parties in Burari Assembly in Assembly Election (AE) under North East Delhi Parliamentary Constituency in Delhi (2020)

Number of Polling Station	Winner - Sanjeev Jha (AAP)	Runner-up - Shailendra Kumar (JD(U))	3rd - Dharam Veer (SHS)	4th - Pramod Tyagi (RJD)	5th - Ganga Ram (BSP)	NOTA	Other	Total Votes Secured
36	581	192	69	3	12	4	22	883
37	539	98	47	5	4	1	21	715
38	752	143	52	8	8	7	46	1016
39	709	125	46	6	5	4	26	921
40	531	178	92	8	4	5	28	846
41	588	193	78	6	5	1	32	903
42	561	138	83	5	4	3	39	833
43	530	218	95	3	3	6	23	878
44	430	128	40	10	7	6	20	641
45	408	161	59	5	9	3	18	663
46	349	113	38	3	5	0	9	517
47	478	341	62	5	6	8	28	928
48	606	199	70	29	9	10	20	943
49	465	232	69	16	5	4	60	851
50	553	271	66	6	9	6	52	963
51	407	229	59	8	2	3	19	727
52	470	226	43	1	4	5	34	783
53	378	138	50	10	0	2	21	599
54	493	242	79	7	2	4	23	850
55	261	127	54	1	9	5	16	473
56	432	179	49	4	2	5	13	684
57	469	228	69	7	9	0	32	814
58	346	121	34	3	4	6	18	532
59	525	145	77	14	6	1	24	792
60	669	90	36	5	5	8	26	839
61	363	92	31	9	8	3	15	521
62	520	307	115	2	6	6	59	1015
63	574	247	123	16	2	9	40	1011
64	513	224	72	2	4	2	25	842
65	494	270	71	2	6	3	49	895
66	531	160	78	4	11	3	25	812
67	433	111	28	10	2	1	10	595
68	473	172	50	6	3	5	19	728
69	462	93	44	9	5	4	36	653
70	618	174	45	13	23	7	40	920

Contd....

Polling Station Level Election Results

Winner, Runner-up and 3rd Party Position & Winning Margin According to Polling Stations in Burari Assembly in Assembly Election (AE) under North East Delhi Parliamentary Constituency in Delhi (2020)

Polling Station Number	Winner Party	Winner Votes (%)	Runner-up Party	Runner-up Votes (%)	Winning Margin Votes (%)	Third Party	Third Party Votes (%)	Other Votes (%)
71	AAP	548 (67.49)	JD(U)	145 (17.86)	403 (49.63)	SHS	69 (8.5)	50 (6.16)
72	AAP	636 (67.16)	JD(U)	177 (18.69)	459 (48.47)	SHS	82 (8.66)	52 (5.49)
73	AAP	556 (64.73)	JD(U)	186 (21.65)	370 (43.08)	SHS	79 (9.2)	38 (4.42)
74	AAP	427 (58.41)	JD(U)	201 (27.5)	226 (30.91)	SHS	68 (9.3)	35 (4.79)
75	AAP	359 (73.72)	JD(U)	66 (13.55)	293 (60.17)	SHS	37 (7.6)	25 (5.13)
76	AAP	668 (73.89)	JD(U)	128 (14.16)	540 (59.73)	SHS	53 (5.86)	55 (6.08)
77	AAP	540 (67.84)	JD(U)	140 (17.59)	400 (50.25)	SHS	47 (5.9)	69 (8.67)
78	AAP	352 (69.57)	JD(U)	95 (18.77)	257 (50.8)	SHS	32 (6.32)	27 (5.34)
79	AAP	427 (63.17)	JD(U)	141 (20.86)	286 (42.31)	SHS	63 (9.32)	45 (6.66)
80	AAP	475 (65.88)	JD(U)	148 (20.53)	327 (45.35)	SHS	60 (8.32)	38 (5.27)
81	AAP	517 (68.84)	JD(U)	134 (17.84)	383 (51)	SHS	67 (8.92)	33 (4.39)
82	AAP	437 (61.99)	JD(U)	137 (19.43)	300 (42.56)	SHS	78 (11.06)	53 (7.52)
83	AAP	571 (72.55)	JD(U)	117 (14.87)	454 (57.68)	SHS	49 (6.23)	50 (6.35)
84	AAP	389 (68.61)	JD(U)	95 (16.75)	294 (51.86)	SHS	47 (8.29)	36 (6.35)
85	AAP	265 (66.42)	JD(U)	57 (14.29)	208 (52.13)	SHS	49 (12.28)	28 (7.02)
86	AAP	428 (58.79)	JD(U)	201 (27.61)	227 (31.18)	SHS	66 (9.07)	33 (4.53)
87	AAP	401 (58.54)	JD(U)	201 (29.34)	200 (29.2)	SHS	58 (8.47)	25 (3.65)
88	AAP	488 (66.94)	JD(U)	153 (20.99)	335 (45.95)	SHS	61 (8.37)	27 (3.7)
89	AAP	519 (63.06)	JD(U)	187 (22.72)	332 (40.34)	SHS	76 (9.23)	41 (4.98)
90	AAP	558 (66.35)	JD(U)	189 (22.47)	369 (43.88)	SHS	63 (7.49)	31 (3.69)
91	AAP	510 (67.19)	JD(U)	154 (20.29)	356 (46.9)	SHS	61 (8.04)	34 (4.48)
92	AAP	465 (64.76)	JD(U)	197 (27.44)	268 (37.32)	SHS	31 (4.32)	25 (3.48)
93	AAP	531 (64.6)	JD(U)	172 (20.92)	359 (43.68)	SHS	74 (9)	45 (5.47)
94	AAP	552 (67.15)	JD(U)	161 (19.59)	391 (47.56)	SHS	60 (7.3)	49 (5.96)
95	AAP	377 (61.8)	JD(U)	153 (25.08)	224 (36.72)	SHS	51 (8.36)	29 (4.75)
96	AAP	560 (64.52)	JD(U)	215 (24.77)	345 (39.75)	SHS	65 (7.49)	28 (3.23)
97	AAP	568 (62.35)	JD(U)	201 (22.06)	367 (40.29)	SHS	87 (9.55)	55 (6.04)
98	AAP	577 (61.32)	JD(U)	253 (26.89)	324 (34.43)	SHS	77 (8.18)	34 (3.61)
99	AAP	463 (67.1)	JD(U)	154 (22.32)	309 (44.78)	SHS	44 (6.38)	29 (4.2)
100	AAP	391 (67.88)	JD(U)	128 (22.22)	263 (45.66)	SHS	41 (7.12)	16 (2.78)
101	AAP	466 (61.56)	JD(U)	140 (18.49)	326 (43.07)	SHS	95 (12.55)	56 (7.4)
102	AAP	331 (62.45)	JD(U)	104 (19.62)	227 (42.83)	SHS	60 (11.32)	35 (6.6)
103	AAP	487 (68.21)	JD(U)	136 (19.05)	351 (49.16)	SHS	53 (7.42)	38 (5.32)
104	AAP	432 (64.57)	JD(U)	116 (17.34)	316 (47.23)	SHS	85 (12.71)	36 (5.38)
105	AAP	461 (67.5)	JD(U)	126 (18.45)	335 (49.05)	SHS	48 (7.03)	48 (7.03)

Contd....

MCD Election Results

Number and Name of Ward (2017)

Number of Ward	Name of Ward	Number of Ward	Name of Ward
006N	Kadipur		
007N	Burari		
008N	Jharoda		
009N	Kamalpur		
010N	Sant Nagar		
011N	Mukundpur		

Number and Name of Ward (2012)

Number of Ward	Name of Ward	Number of Ward	Name of Ward
5	Bhalswa Jahangir Pur (SC)		
6	Mukund Pur		
7	Burari (W)		
8	Jharoda		

MCD Election Results

Ward-wise Winner & Runner-up in Burari Assembly Constituency (MCD Election 2017)

MCD Ward Number	Winner Party	Winner Votes (%)	Runner-up Party	Runner-up Votes (%)	Winning Margin Votes (%)
006N	BJP	13709 (45.93)	AAP	9169 (30.72)	4540 (15.21)
007N	BJP	11194 (39.99)	AAP	8332 (29.77)	2862 (10.22)
008N	BJP	11188 (36.22)	AAP	7742 (25.07)	3446 (11.15)
009N	BJP	13114 (48.58)	AAP	8958 (33.19)	4156 (15.39)
010N	BJP	10211 (32.79)	AAP	8714 (27.99)	1497 (4.8)
011N	AAP	8400 (38.8)	BJP	6098 (28.16)	2302 (10.64)

MCD Election Results

Summary Result of Ward 006 N (Kadipur) : MCD Election - 2017

Candidate Name	Party	Votes	Votes%
Ward 006 N : Kadipur			
Urmila Rana	BJP	13709	45.93
Sanjay Bala	AAP	9169	30.72
Babli Devi	BSP	2540	8.51
Neetu Singh	INC	1802	6.04
Anita Pradhan	JD(U)	949	3.18
Nutan Tyagi	RLD	780	2.61
Ravindri	IND	314	1.05
Neetu	IND	181	0.61
Neetu Chauhan	IND	128	0.43
Roop Lata Devi	IND	84	0.28
	NOTA	194	0.65

DISCLAIMER

The Terms of Use and Disclaimer of Datanet India Private Limited (hereinafter referred to as "Datanet") for use of this analysis report of **Burari Assembly Constituency (Burari Vidhan Sabha) :-**

1. **Assembly Factbook™** is a Registered Trade Mark owned by Datanet.
2. All the maps are sketched and graphical representation only and have not been drawn to the scale and also not to represent the actual geographical area or boundary of the unit.
3. The data for the aforesaid analysis is based on authentic sources and has been culled from the various publications of Census, CSO and NSSO for district and block level data, various central and state government departments, Central & State Elections Commissions and the concerned Returning Officers' releases, Electoral Rolls, Election results and allied publications, internal assessment, surveys, estimates and analysis. Therefore, certain adjustment of data at micro level may have been done to arrive closer to the macro data.
4. Data have been provided on an "As Is" and "As AVAILABLE" basis
5. The colours shown in the maps or diagram and charts of a particular party, alliance or AC are indicative and do not represent them.
6. This publication which includes maps, sheets, graphs and data would be the property under copyright of Datanet only. The user may use these for its internal study, analysis and research purposes. It's public display, re-selling or any commercial uses by the user are not allowed.
7. Datanet has taken due care and caution in compilation and processing of data and allied information, but does not guarantee the accuracy, adequacy or completeness of any information/analysis and will be not responsible for any errors or omissions or for the results obtained from the use of such information/analysis.
8. All the contents for the publication have been culled from various authentic sources and Datanet reasonably believes such sources to be reliable, but does not make any representations, express or implied as to the accuracy or fitness of use of such information. The information or contents of the information/analysis do not constitute advice and should not be relied upon in making (or refraining from making) any decision. Any reliance placed upon the information provided by Datanet is the sole responsibility and strictly at the user's risk.
9. In no event will Datanet be liable for any damages (including, without limitation, damages for loss of business projects, or loss of profits) arising in contract, tort or otherwise from the use of or inability to use any of its contents, or from any action taken (or refrained from being taken) as a result of using the analysis or any of its contents. Datanet its directors, owners, editors, officials, employees, distributor and agents or any associate will not be liable for any errors in the information contained or any consequences arising from the use of the contents of the provided information/analysis.
10. If any provision of these terms and conditions is held invalid or illegal or unenforceable for any reason by any court of competent jurisdiction, such provision shall be severed and the remainder of provisions of the terms and conditions shall continue in full force and effect as if the Term of Use had been executed with the invalid, illegal or unenforceable provision eliminated.
11. If there are any discrepancies in the information provided, please bring it to attention of Datanet for suitable rectification measures.

Buy Online This Complete Book At
Datanet India eBooks Store

www.indiastatpublications.com

or go directly at

[http://www.indiastatpublications.com/
Assembly_factbook/Delhi/North_East_Delhi/ Burari](http://www.indiastatpublications.com/Assembly_factbook/Delhi/North_East_Delhi/Burari)



i **india**stat**elections**

ISBN : 978-03-5293-405-8



9 789352 934058