



Delhi

Assembly Factbook™

Ghonda Assembly Constituency




Key Electoral Data of Ghonda
Assembly Constituency (Vidhan Sabha)

Delhi

Assembly Factbook™

Ghonda Assembly Constituency



Ghonda Vidhan Sabha

Editor & Director

Dr. R.K. Thukral

Research Editor

Dr. Shafeeq Rahman

Compiled, Researched and Published by Datanet India Pvt. Ltd.

D-100, 1st Floor,

Okhla Industrial Area, Phase-I,
New Delhi- 110020.

Ph.: 91-11- 43580781-84

Email : support@indiastatpublications.com

Website : www.indiastatelections.com

Online Book Store :

www.indiastatpublications.com

Report No. : AFB/DL-66-0125

ISBN : 978-93-5293-412-6

First Edition : January, 2018

Eighth Updated Edition : January, 2025

Price : Rs. 11500/-

US\$ 310

© **Datanet India Pvt. Ltd.**

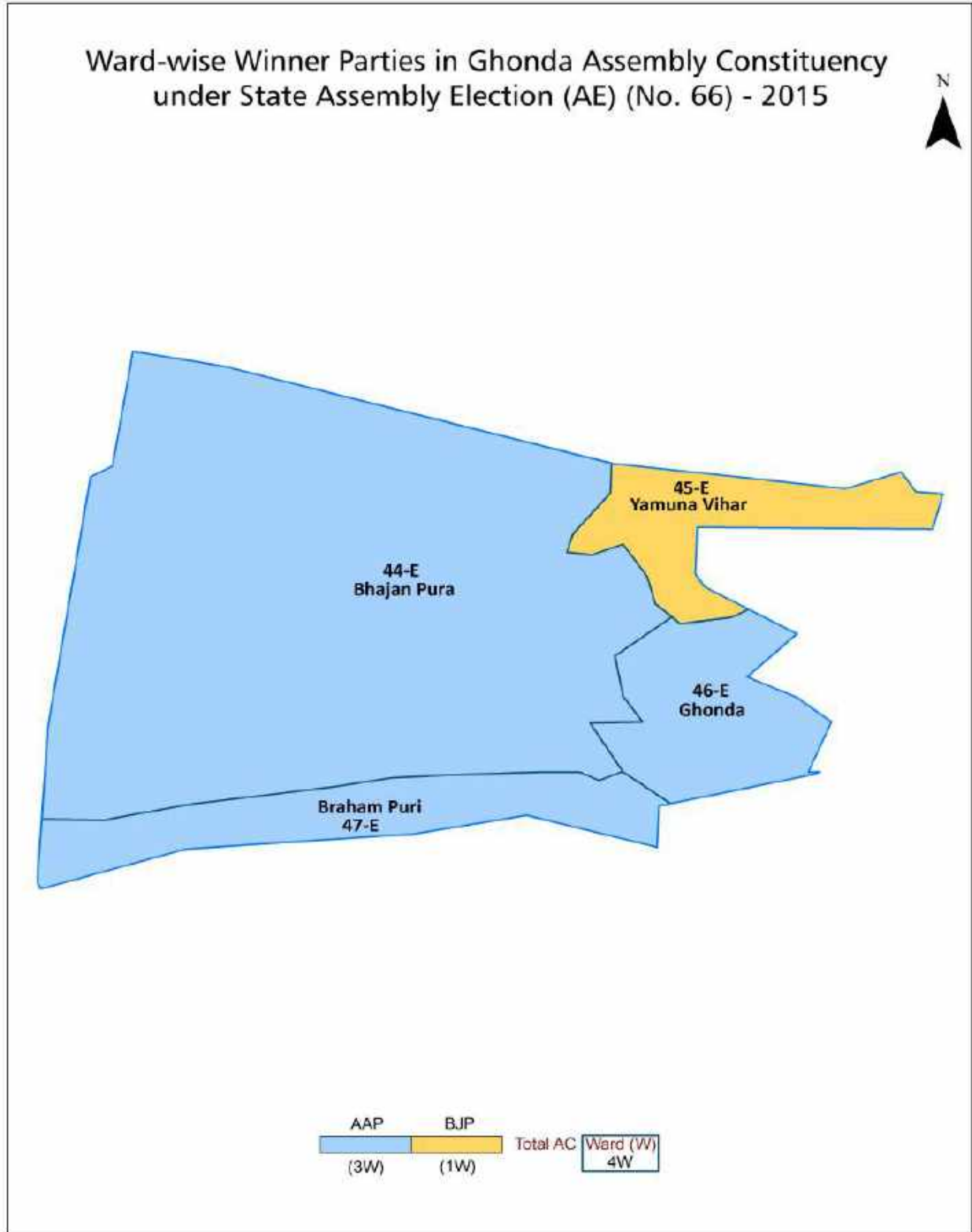
All rights reserved. No part of this book may be reproduced, stored in a retrieval system or transmitted in any form or by any means, mechanical photocopying, photographing, scanning, recording or otherwise without the prior written permission of the publisher. Please refer to Disclaimer at page no. 185 for the use of this publication.

Printed in India

Contents

No.	Particulars	Page No.
1	Introduction Assembly Constituency at a Glance Features of Assembly as per Delimitation Commission of India (2008)	1-2
2	Location and Political Maps Location Map Boundaries of Assembly Constituency in District Boundaries of Assembly Constituency under Parliamentary Constituency Ward-wise Winner Parties- 2025, 2024, 2020, 2019, 2015, 2014, 2013, 2009 and 2008	3-11
3	Administrative Setup & Demographics (2011) Ward Name Ward Number Population Population by Ward Sex Ratio Religious Population Social Population	12
4	Electoral Features Important Dates of Last Elections Held Electors by Gender Service Electors Voters Voters Turnout Polling Stations & Average Number of Electors per Polling Station Electors by Age Group Present Elected Representatives	13-18
5	Historical Summary Election Results Vote Share of Major Parties Winning Margin (Number & Percentage) Polarity Summary Result of Assembly Segment of Parliamentary Election 2024, 2019, 2014, 2009, 2004 and 1999 Summary Result of Assembly Elections 2025, 2020, 2015, 2013, 2008, 2003, 1998, 1993, 1983, 1977 and 1972	19-37
6	Polling Station Level Election Results Name and Number of Polling Station 2025, 2024, 2020, 2019, 2015, 2014, 2013, 2009 and 2008 Polling Station-wise Electoral, Voter & Voter Turnout 2025, 2024, 2020, 2019, 2015, 2014, 2013, 2009 and 2008 Polling Station wise Elections Results 2025, 2024, 2020, 2019, 2015, 2014, 2013, 2009 & 2008	38-167
7	MCD Ward Election Result MCD Election 2017 and 2012	168-178
8	Share of Assembly Constituency Share of Assembly Constituency in State and Parliamentary Constituency	179
9	Abbreviation & Sources	182-183
10	Disclaimer	185

Location & Political Map

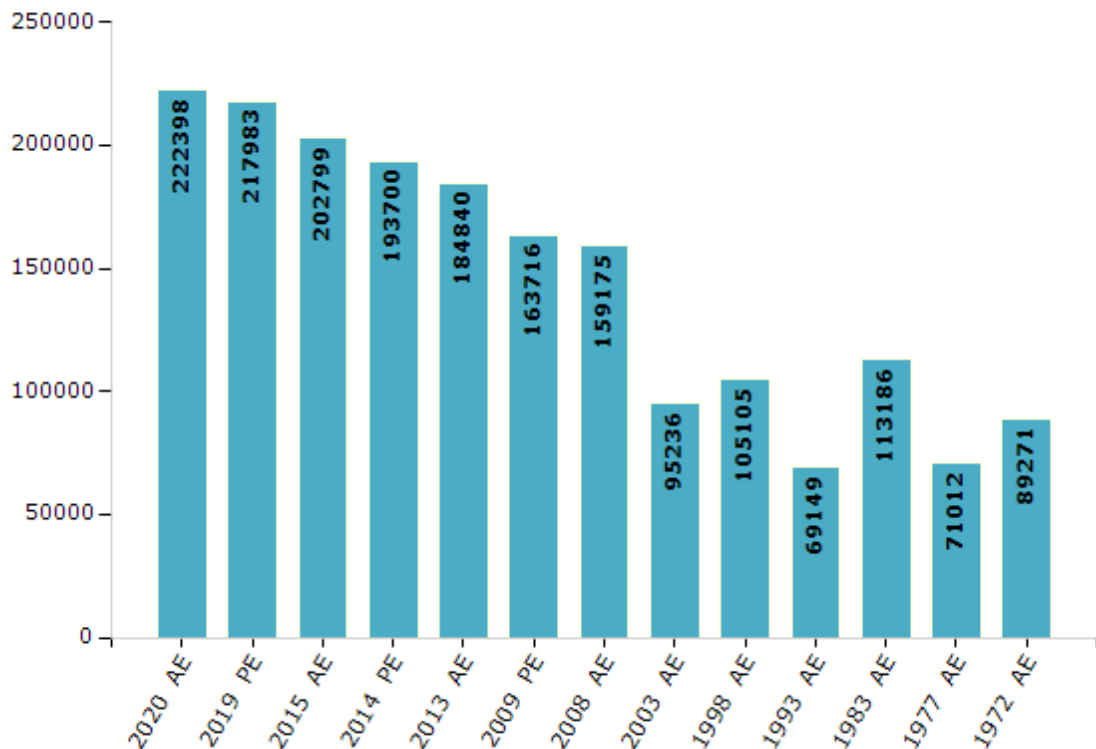


Electoral Features

Electors by Male & Female

Year	Male	Female	Others	Total	Year	Male	Female	Others	Total
2020 AE	121314	101084	0	222398	2003 AE	54291	40945	-	95236
2019 PE	119137	98845	1	217983	1999 PE	-	-	-	-
2015 AE	111476	91313	10	202799	1998 AE	61129	43976	-	105105
2014 PE	106444	87247	9	193700	1993 AE	37025	32124	-	69149
2013 AE	101695	83139	6	184840	1983 AE	61781	51405	-	113186
2009 PE	90136	73580	0	163716	1977 AE	42200	28812	-	71012
2008 AE	89006	70169	-	159175	1972 AE	49695	39576	-	89271
2004 PE	-	-	-	-	1952 AE	-	-	-	-

Number of Electors



Note : AE : Assembly Election, PE : Assembly Segment of Parliamentary Election

Historical Summary Election Results

Summary Result of Assembly Election - 2013

Candidate Name	Party	Votes	Votes %
Sahab Singh Chauhan	BJP	47531	39.25
Bhisham Sharma	INC	35599	29.4
Dataram	AAP	23621	19.51
Naresh Chand Rathore	BSP	6155	5.08
Rohtash Kumar	JD(U)	4464	3.69
Kiran Pal Singh	IND	1857	1.53
Jai Prakash Singh	LPSP	264	0.22
Aflatoon	PBI	225	0.19
Waseem	RLD	217	0.18
Kiran Singh	IJP	131	0.11
Md. Nazir	JKNPP	129	0.11
Mohinder Pal Singh	BASMM	109	0.09
Rajiv Kumar	SP(I)	86	0.07
Padam Chand	RJ	84	0.07
Ramesh Chand	JSHSP	77	0.06
	NOTA	549	0.45

Polling Station Level Election Results

Number and Name of Polling Stations (PS) (2020)

Number of Polling Stations	Name of Polling Stations	Number of Polling Stations	Name of Polling Stations
1	Mc Primary School Vill. Garhi Mandu	22	Sunrise Public School C-Block Gali No.1 Bhajan Pura
2	Mc Primary School Vill. Garhi Mandu	23	M C Primary School B-Block Bhajan Pura (Gali No.14 C-Block Bhajanpura)
3	Happy Time Public School D-Block Bhajan Pura	24	M C Primary School B-Block Bhajan Pura (Gali No.14 C-Block Bhajanpura)
4	Happy Time Public School D-Block Bhajan Pura	25	M C Primary School B-Block Bhajan Pura (Gali No.14 C-Block Bhajanpura)
5	Happy Time Public School D-Block Bhajan Pura	26	M C Primary School B-Block Bhajan Pura (Gali No.14 C-Block Bhajanpura)
6	Happy Time Public School D-Block Bhajan Pura	27	M C Primary School B-Block Bhajan Pura (Gali No.14 C-Block Bhajanpura)
7	K.S. Memorial Public School D-Block Bhajan Pura	28	M C Primary School B-Block Bhajan Pura (Gali No.14 C-Block Bhajanpura)
8	K.S. Memorial Public School D-Block Bhajan Pura	29	Abhinav Bharti Bhawan School Gali No.5 E-Block Subhash Vihar
9	K.S. Memorial Public School D-Block Bhajan Pura	30	Abhinav Bharti Bhawan School Gali No.5 E-Block Subhash Vihar
10	K.S. Memorial Public School D-Block Bhajan Pura	31	B.A.V Public School B-77/14 Main Gamri Road Ghonda
11	Mc Primary School Vill. Garhi Mandu	32	B.A.V Public School B-77/14 Main Gamri Road Ghonda
12	Mc Primary School Vill. Garhi Mandu	33	B.A.V Public School B-77/14 Main Gamri Road Ghonda
13	R.S.Memorial Public School 421 B-Block Gali No.21 , Bhajan Pura	34	B.A.V Public School B-77/14 Main Gamri Road Ghonda
14	R.S.Memorial Public School 421 B-Block Gali No.21 , Bhajan Pura	35	B.A.V Public School B-77/14 Main Gamri Road Ghonda
15	R.S.Memorial Public School 421 B-Block Gali No.21 , Bhajan Pura	36	Kalindi Public School B-Block North Ghonda
16	R.S.Memorial Public School 421 B-Block Gali No.21 , Bhajan Pura	37	Kalindi Public School B-Block North Ghonda
17	Vishwa Bharti Public School (B-95, Street No. 6 Bhajanpura) B-95, Street No. 6 Bhajanpura	38	Kalindi Public School B-Block North Ghonda
18	M C Primary School B-Block Bhajan Pura (Gali No.14 C-Block Bhajanpura)	39	Mc Primary School B-5, Block Yamuna Vihar (Near Market)
19	M C Primary School B-Block Bhajan Pura (Gali No.14 C-Block Bhajanpura)	40	Mc Primary School B-5, Block Yamuna Vihar (Near Market)
20	Sunrise Public School C-Block Gali No.1 Bhajan Pura	41	Mc Primary School B-5, Block Yamuna Vihar (Near Market)
21	Sunrise Public School C-Block Gali No.1 Bhajan Pura	42	Mc Primary School B-5, Block Yamuna Vihar (Near Market)

Contd....

Polling Station Level Election Results

Polling Station-wise Votes Secured by Overall Top Five Parties in Ghonda Assembly in Assembly Election (AE) under North East Delhi Parliamentary Constituency in Delhi (2020)

Number of Polling Station	Winner - Ajay Mahawar (BJP)	Runner-up - Shridutt Sharma (AAP)	3rd - Bhisham Sharma (INC)	4th - K. P. Rangari (PPID)	5th - Anil Singh (svjn)	NOTA	Other	Total Votes Secured
36	625	287	37	0	1	9	4	963
37	339	192	17	0	1	1	3	553
38	445	222	70	0	1	3	3	744
39	372	203	19	0	1	2	1	598
40	312	162	8	0	0	3	0	485
41	533	216	21	2	1	3	0	776
42	405	185	9	0	1	0	0	600
43	453	207	15	0	0	1	0	676
44	338	213	19	0	1	3	0	574
45	595	415	17	0	0	4	0	1031
46	433	276	21	1	1	3	3	738
47	348	156	26	0	0	4	2	536
48	420	244	27	0	0	5	0	696
49	289	240	10	0	0	2	0	541
50	419	292	17	0	1	4	3	736
51	382	238	16	0	0	0	0	636
52	368	344	18	0	1	1	0	732
53	339	248	13	0	0	0	0	600
54	442	329	27	0	0	5	0	803
55	552	286	18	0	1	5	3	865
56	342	213	37	0	1	3	1	597
57	465	319	33	1	0	1	2	821
58	236	135	12	0	0	0	0	383
59	588	346	31	0	0	2	3	970
60	532	303	23	1	0	7	0	866
61	373	261	8	0	0	5	3	650
62	134	113	5	0	0	3	0	255
63	570	328	28	0	0	2	3	931
64	436	244	12	0	0	1	4	697
65	386	339	12	1	0	2	2	742
66	264	354	12	1	0	0	1	632
67	82	307	3	0	1	2	1	396
68	297	594	8	1	1	0	1	902
69	539	208	16	0	1	2	1	767
70	488	149	15	1	1	1	7	662

Contd....

Polling Station Level Election Results

Winner, Runner-up and 3rd Party Position & Winning Margin According to Polling Stations in Ghonda Assembly in Assembly Election (AE) under North East Delhi Parliamentary Constituency in Delhi (2020)

Polling Station Number	Winner Party	Winner Votes (%)	Runner-up Party	Runner-up Votes (%)	Winning Margin Votes (%)	Third Party	Third Party Votes (%)	Other Votes (%)
71	BJP	505 (55.49)	AAP	347 (38.13)	158 (17.36)	INC	46 (5.05)	12 (1.32)
72	BJP	650 (69.15)	AAP	262 (27.87)	388 (41.28)	INC	21 (2.23)	7 (0.74)
73	BJP	653 (67.53)	AAP	284 (29.37)	369 (38.16)	INC	22 (2.28)	8 (0.83)
74	BJP	605 (65.55)	AAP	275 (29.79)	330 (35.76)	INC	36 (3.9)	7 (0.76)
75	AAP	235 (48.65)	BJP	233 (48.24)	2 (0.41)	INC	14 (2.9)	1 (0.21)
76	BJP	334 (61.62)	AAP	191 (35.24)	143 (26.38)	INC	13 (2.4)	4 (0.74)
77	BJP	552 (56.21)	AAP	391 (39.82)	161 (16.39)	INC	27 (2.75)	12 (1.22)
78	BJP	519 (54.86)	AAP	394 (41.65)	125 (13.21)	INC	20 (2.11)	13 (1.37)
79	BJP	579 (56.82)	AAP	368 (36.11)	211 (20.71)	INC	62 (6.08)	10 (0.98)
80	BJP	391 (56.34)	AAP	290 (41.79)	101 (14.55)	INC	8 (1.15)	5 (0.72)
81	AAP	295 (52.03)	BJP	249 (43.92)	46 (8.11)	INC	16 (2.82)	7 (1.23)
82	BJP	308 (51.25)	AAP	260 (43.26)	48 (7.99)	INC	27 (4.49)	6 (1)
83	BJP	364 (57.87)	AAP	227 (36.09)	137 (21.78)	INC	32 (5.09)	6 (0.95)
84	AAP	598 (66.59)	BJP	268 (29.84)	330 (36.75)	INC	18 (2)	14 (1.56)
85	BJP	481 (58.66)	AAP	283 (34.51)	198 (24.15)	INC	43 (5.24)	13 (1.59)
86	BJP	512 (57.66)	AAP	302 (34.01)	210 (23.65)	INC	66 (7.43)	8 (0.9)
87	BJP	556 (60.77)	AAP	323 (35.3)	233 (25.47)	INC	26 (2.84)	10 (1.09)
88	AAP	299 (53.49)	BJP	232 (41.5)	67 (11.99)	INC	16 (2.86)	12 (2.15)
89	BJP	413 (57.36)	AAP	246 (34.17)	167 (23.19)	INC	56 (7.78)	5 (0.69)
90	BJP	251 (67.11)	AAP	100 (26.74)	151 (40.37)	INC	20 (5.35)	3 (0.8)
91	AAP	234 (46.25)	BJP	228 (45.06)	6 (1.19)	INC	35 (6.92)	9 (1.78)
92	BJP	332 (59.61)	AAP	199 (35.73)	133 (23.88)	INC	23 (4.13)	3 (0.54)
93	BJP	423 (51.46)	AAP	328 (39.9)	95 (11.56)	INC	62 (7.54)	9 (1.09)
94	BJP	519 (60.7)	AAP	236 (27.6)	283 (33.1)	INC	99 (11.58)	1 (0.12)
95	BJP	588 (63.09)	AAP	297 (31.87)	291 (31.22)	INC	36 (3.86)	11 (1.18)
96	AAP	466 (61.89)	BJP	239 (31.74)	227 (30.15)	INC	38 (5.05)	10 (1.33)
97	AAP	242 (49.39)	BJP	231 (47.14)	11 (2.25)	INC	10 (2.04)	7 (1.43)
98	BJP	537 (60.34)	AAP	298 (33.48)	239 (26.86)	INC	50 (5.62)	5 (0.56)
99	BJP	504 (56.12)	AAP	293 (32.63)	211 (23.49)	INC	91 (10.13)	10 (1.11)
100	BJP	427 (52.01)	AAP	311 (37.88)	116 (14.13)	INC	70 (8.53)	13 (1.58)
101	BJP	496 (56.11)	AAP	327 (36.99)	169 (19.12)	INC	42 (4.75)	19 (2.15)
102	BJP	331 (54.89)	AAP	218 (36.15)	113 (18.74)	INC	39 (6.47)	15 (2.49)
103	BJP	459 (59.3)	AAP	277 (35.79)	182 (23.51)	INC	29 (3.75)	9 (1.16)
104	BJP	436 (53.63)	AAP	317 (38.99)	119 (14.64)	INC	35 (4.31)	25 (3.08)
105	BJP	443 (55.58)	AAP	301 (37.77)	142 (17.81)	INC	43 (5.4)	10 (1.25)

Contd....

MCD Election Results

Number and Name of Ward (2017)

Number of Ward	Name of Ward	Number of Ward	Name of Ward
044E	Bhajan Pura		
045E	Yamuna Vihar		
046E	Ghonda		
047E	Braham Puri		

Number and Name of Ward (2012)

Number of Ward	Name of Ward	Number of Ward	Name of Ward
253	Bhajanpura (W)		
254	Brahampuri		
255	Ghonda (SCW)		
256	Yamuna Vihar (W)		

MCD Election Results

Ward-wise Winner & Runner-up in Ghonda Assembly Constituency (MCD Election 2017)

MCD Ward Number	Winner Party	Winner Votes (%)	Runner-up Party	Runner-up Votes (%)	Winning Margin Votes (%)
044E	BJP	11596 (42.53)	INC	11538 (42.31)	58 (0.22)
045E	BJP	14499 (57.02)	INC	6813 (26.79)	7686 (30.23)
046E	BJP	11652 (37.26)	INC	9091 (29.07)	2561 (8.19)
047E	BJP	14920 (43.53)	INC	11674 (34.06)	3246 (9.47)

MCD Election Results

Summary Result of Ward 044 E (Bhajan Pura) : MCD Election - 2017

Candidate Name	Party	Votes	Votes%
Ward 044 E : Bhajan Pura			
Gurjeet Kaur	BJP	11596	42.53
Rekha Rani	INC	11538	42.31
Asha Tomar	AAP	3634	13.33
Rachna	BSP	282	1.03
Minakshi Sabarwal	IND	114	0.42
	NOTA	104	0.38

DISCLAIMER

The Terms of Use and Disclaimer of Datanet India Private Limited (hereinafter referred to as "Datanet") for use of this analysis report of **Ghonda Assembly Constituency (Ghonda Vidhan Sabha)** :-

1. **Assembly Factbook™** is a Registered Trade Mark owned by Datanet.
2. All the maps are sketched and graphical representation only and have not been drawn to the scale and also not to represent the actual geographical area or boundary of the unit.
3. The data for the aforesaid analysis is based on authentic sources and has been culled from the various publications of Census, CSO and NSSO for district and block level data, various central and state government departments, Central & State Elections Commissions and the concerned Returning Officers' releases, Electoral Rolls, Election results and allied publications, internal assessment, surveys, estimates and analysis. Therefore, certain adjustment of data at micro level may have been done to arrive closer to the macro data.
4. Data have been provided on an "As Is" and "As AVAILABLE" basis
5. The colours shown in the maps or diagram and charts of a particular party, alliance or AC are indicative and do not represent them.
6. This publication which includes maps, sheets, graphs and data would be the property under copyright of Datanet only. The user may use these for its internal study, analysis and research purposes. It's public display, re-selling or any commercial uses by the user are not allowed.
7. Datanet has taken due care and caution in compilation and processing of data and allied information, but does not guarantee the accuracy, adequacy or completeness of any information/analysis and will be not responsible for any errors or omissions or for the results obtained from the use of such information/analysis.
8. All the contents for the publication have been culled from various authentic sources and Datanet reasonably believes such sources to be reliable, but does not make any representations, express or implied as to the accuracy or fitness of use of such information. The information or contents of the information/analysis do not constitute advice and should not be relied upon in making (or refraining from making) any decision. Any reliance placed upon the information provided by Datanet is the sole responsibility and strictly at the user's risk.
9. In no event will Datanet be liable for any damages (including, without limitation, damages for loss of business projects, or loss of profits) arising in contract, tort or otherwise from the use of or inability to use any of its contents, or from any action taken (or refrained from being taken) as a result of using the analysis or any of its contents. Datanet its directors, owners, editors, officials, employees, distributor and agents or any associate will not be liable for any errors in the information contained or any consequences arising from the use of the contents of the provided information/analysis.
10. If any provision of these terms and conditions is held invalid or illegal or unenforceable for any reason by any court of competent jurisdiction, such provision shall be severed and the remainder of provisions of the terms and conditions shall continue in full force and effect as if the Term of Use had been executed with the invalid, illegal or unenforceable provision eliminated.
11. If there are any discrepancies in the information provided, please bring it to attention of Datanet for suitable rectification measures.

Buy Online This Complete Book At
Datanet India eBooks Store

www.indiastatpublications.com

or go directly at

[http://www.indiastatpublications.com/
Assembly_factbook/Delhi/North_East_Delhi/Ghonda](http://www.indiastatpublications.com/Assembly_factbook/Delhi/North_East_Delhi/Ghonda)



i **india**stat**elections**

ISBN : 978-03-5293-412-6



9 789352 934126