



Delhi

Assembly Factbook™

Seelam Pur Assembly Constituency




Key Electoral Data of Seelam Pur
Assembly Constituency (Vidhan Sabha)

Delhi

Assembly Factbook™

Seelam Pur Assembly Constituency



Seelam Pur Vidhan Sabha

Editor & Director

Dr. R.K. Thukral

Research Editor

Dr. Shafeeq Rahman

Compiled, Researched and Published by Datanet India Pvt. Ltd.

D-100, 1st Floor,

Okhla Industrial Area, Phase-I,
New Delhi- 110020.

Ph.: 91-11- 43580781-84

Email : support@indiastatpublications.com

Website : www.indiastatelections.com

Online Book Store :

www.indiastatpublications.com

Report No. : AFB/DL-65-0125

ISBN : 978-93-5293-451-5

First Edition : January, 2018

Eighth Updated Edition : January, 2025

Price : Rs. 11500/-

US\$ 310

© Datanet India Pvt. Ltd.

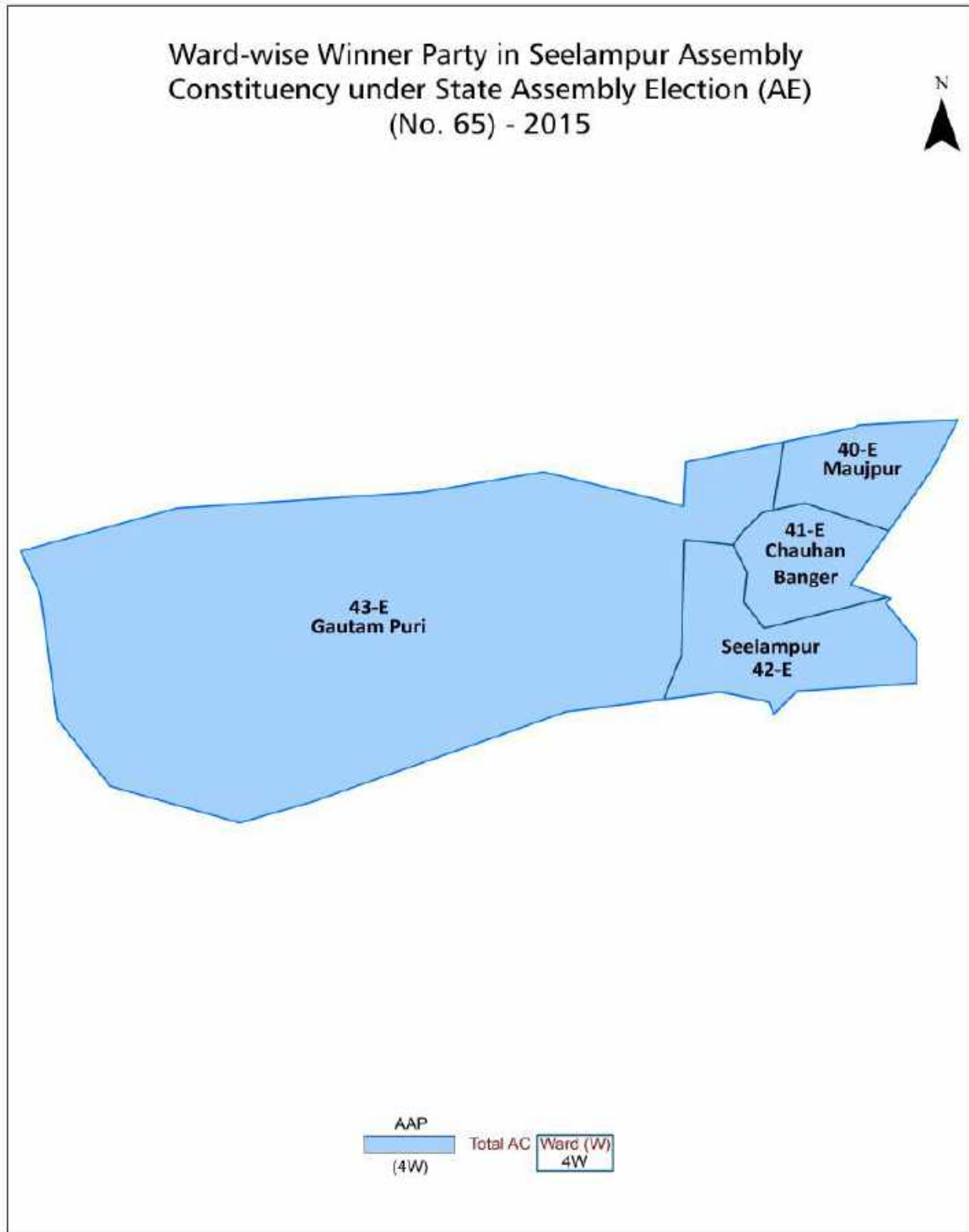
All rights reserved. No part of this book may be reproduced, stored in a retrieval system or transmitted in any form or by any means, mechanical photocopying, photographing, scanning, recording or otherwise without the prior written permission of the publisher. Please refer to Disclaimer at page no. 170 for the use of this publication.

Printed in India

Contents

No.	Particulars	Page No.
1	Introduction Assembly Constituency at a Glance Features of Assembly as per Delimitation Commission of India (2008)	1-2
2	Location and Political Maps Location Map Boundaries of Assembly Constituency in District Boundaries of Assembly Constituency under Parliamentary Constituency Ward-wise Winner Parties- 2025, 2024, 2020, 2019, 2015, 2014, 2013, 2009 and 2008	3-11
3	Administrative Setup & Demographics (2011) Ward Name Ward Number Population Population by Ward Sex Ratio Religious Population Social Population	12
4	Electoral Features Important Dates of Last Elections Held Electors by Gender Service Electors Voters Voters Turnout Polling Stations & Average Number of Electors per Polling Station Electors by Age Group Present Elected Representatives	13-18
5	Historical Summary Election Results Vote Share of Major Parties Winning Margin (Number & Percentage Polarity Summary Result of Assembly Segment of Parliamentary Election 2024, 2019, 2014, 2009, 2004 and 1999 Summary Result of Assembly Elections 2025, 2020, 2015, 2013, 2008, 2003, 1998 and 1993	19-34
6	Polling Station Level Election Results Name and Number of Polling Station 2025, 2024, 2020, 2019, 2015, 2014, 2013, 2009 and 2008 Polling Station-wise Electoral, Voter & Voter Turnout 2025, 2024, 2020, 2019, 2015, 2014, 2013, 2009 and 2008 Polling Station wise Elections Results 2025, 2024, 2020, 2019, 2015, 2014, 2013, 2009 & 2008	35-153
7	MCD Ward Election Result MCD Election 2017 and 2012	154-163
8	Share of Assembly Constituency Share of Assembly Constituency in State and Parliamentary Constituency	164
9	Abbreviation & Sources	167-168
10	Disclaimer	170

Location & Political Map

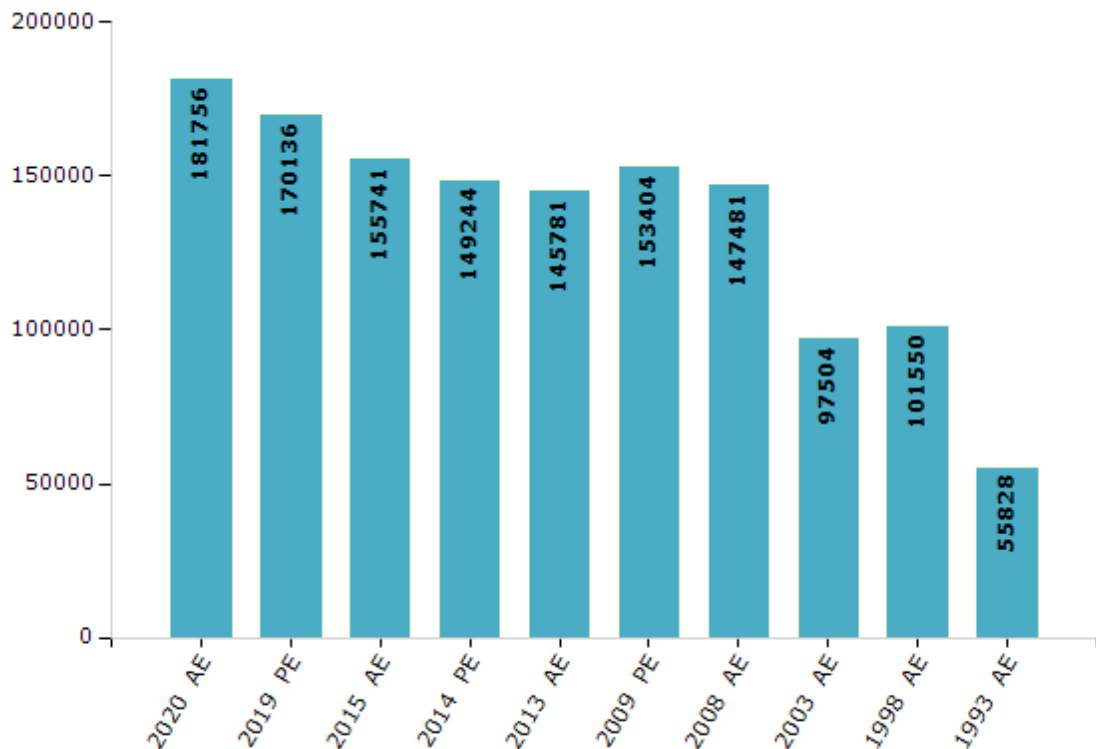


Electoral Features

Electors by Male & Female

Year	Male	Female	Others	Total	Year	Male	Female	Others	Total
2020 AE	97243	84510	3	181756	2003 AE	56008	41496	-	97504
2019 PE	91926	78207	3	170136	1999 PE	-	-	-	-
2015 AE	85355	70386	0	155741	1998 AE	60924	40626	-	101550
2014 PE	81955	67289	0	149244	1993 AE	30871	24957	-	55828
2013 AE	80292	65489	0	145781	1983 AE	-	-	-	-
2009 PE	85131	68273	0	153404	1977 AE	-	-	-	-
2008 AE	81716	65765	-	147481	1972 AE	-	-	-	-
2004 PE	-	-	-	-	1952 AE	-	-	-	-

Number of Electors

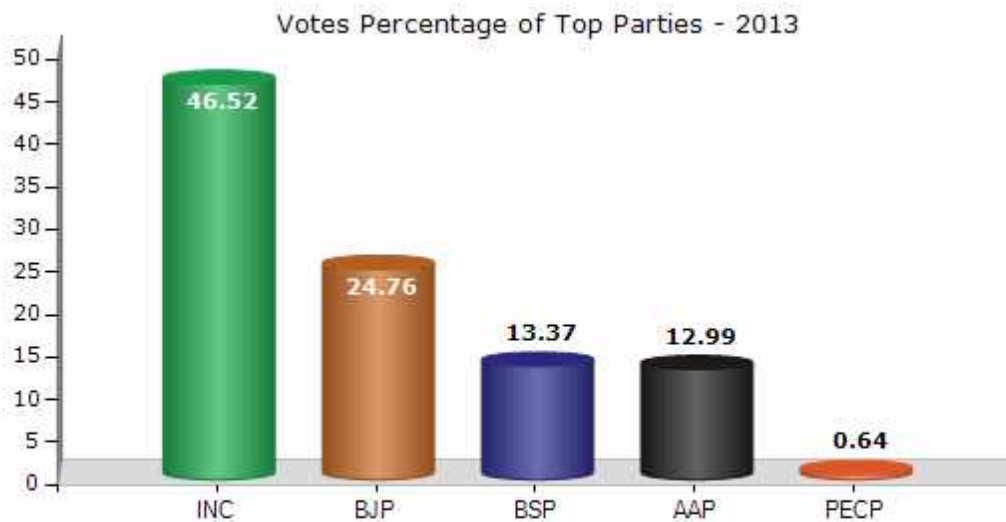


Note : AE : Assembly Election, PE : Assembly Segment of Parliamentary Election

Historical Summary Election Results

Summary Result of Assembly Election - 2013

Candidate Name	Party	Votes	Votes %
Chaudhary Mateen Ahmad	INC	46452	46.52
Kaushal Kumar Mishra	BJP	24724	24.76
Abdul Rehman	BSP	13352	13.37
Masood Ali Khan	AAP	12969	12.99
Nazrin Naaz	PECP	635	0.64
Mohd.Hasnain	IND	571	0.57
Bashiruddin	SP	472	0.47
Sarfaraj	IND	120	0.12
	NOTA	550	0.55



Polling Station Level Election Results

Number and Name of Polling Stations (PS) (2020)

Number of Polling Stations	Name of Polling Stations	Number of Polling Stations	Name of Polling Stations
1	E .D. M.C. Primary School Mcd Awasiya Parisar New Usmanpur	22	Govt. Boys/Girls Sr. Sec. School New Usman Pur, Delhi-53
2	E .D. M.C. Primary School Mcd Awasiya Parisar New Usmanpur	23	Govt. Boys/Girls Sr. Sec. School New Usman Pur, Delhi-53
3	E .D. M.C. Primary School Mcd Awasiya Parisar New Usmanpur	24	Govt. Boys/Girls Sr. Sec. School New Usman Pur, Delhi-53
4	E .D. M.C. Primary School Mcd Awasiya Parisar New Usmanpur	25	Govt. Boys/Girls Sr. Sec. School New Usman Pur, Delhi-53
5	E .D. M.C. Primary School Mcd Awasiya Parisar New Usmanpur	26	Govt. Boys/Girls Sr. Sec. School New Usman Pur, Delhi-53
6	E.D.M.C. Primary School Kaithwara	27	E.D.M.C Primary School Gali No-12 Braham Puri
7	E.D.M.C. Primary School Kaithwara	28	E.D.M.C Primary School Gali No-12 Braham Puri
8	E.D.M.C. Primary School Kaithwara	29	E.D.M.C Primary School Gali No-12 Braham Puri
9	E.D.M.C. Primary School Kaithwara	30	E.D.M.C Primary School Gali No-12 Braham Puri
10	Gbss School Shastri Park	31	Gandhi Co-Ed Sr. Sec. School Main Road Braham Puri
11	Gbss School Shastri Park	32	Gandhi Co-Ed Sr. Sec. School Main Road Braham Puri
12	Gbss School Shastri Park	33	Gandhi Co-Ed Sr. Sec. School Main Road Braham Puri
13	Gbss School Shastri Park	34	Gandhi Co-Ed Sr. Sec. School Main Road Braham Puri
14	Gbss School Shastri Park	35	Gandhi Co-Ed Sr. Sec. School Main Road Braham Puri
15	Gbss School Shastri Park	36	Gandhi Co-Ed Sr. Sec. School Main Road Braham Puri
16	E.D.M.C. Primary School H-Block Shastri Park	37	Gandhi Co-Ed Sr. Sec. School Main Road Braham Puri
17	E.D.M.C. Primary School H-Block Shastri Park	38	Gandhi Co-Ed Sr. Sec. School Main Road Braham Puri
18	E.D.M.C. Primary School H-Block Shastri Park	39	Gandhi Co-Ed Sr. Sec. School Main Road Braham Puri
19	Govt. Boys/Girls Sr. Sec. School New Usman Pur, Delhi-53	40	New Bal Jyoti Public School, Gali No. 13, Brahmpuri
20	Govt. Boys/Girls Sr. Sec. School New Usman Pur, Delhi-53	41	New Bal Jyoti Public School, Gali No. 13, Brahmpuri
21	Govt. Boys/Girls Sr. Sec. School New Usman Pur, Delhi-53	42	New Bal Jyoti Public School, Gali No. 13, Brahmpuri

Contd....

Polling Station Level Election Results

Polling Station-wise Votes Secured by Overall Top Five Parties in Seelam Pur Assembly in Assembly Election (AE) under North East Delhi Parliamentary Constituency in Delhi (2020)

Number of Polling Station	Winner - Abdul Rehman (AAP)	Runner-up - Kaushal Kumar Mishra (BJP)	3rd - Chaudhary Mateen Ahmad (INC)	4th - Mohd. Afzal (BSP)	5th - Rahisuddin Ahmad (BAHUMP)	NOTA	Other	Total Votes Secured
36	666	67	183	0	0	1	0	917
37	803	24	146	2	2	2	0	979
38	684	142	186	2	0	0	2	1016
39	401	461	85	8	2	2	1	960
40	282	358	102	0	0	2	1	745
41	207	209	58	6	1	0	0	481
42	177	355	45	2	0	2	1	582
43	149	542	31	4	0	6	0	732
44	403	594	154	1	0	3	0	1155
45	170	660	32	8	3	4	1	878
46	406	639	88	4	2	0	0	1139
47	103	432	11	5	0	1	0	552
48	165	591	26	4	0	3	1	790
49	538	45	269	2	1	0	1	856
50	414	32	149	2	1	1	0	599
51	835	11	205	0	4	3	1	1059
52	474	4	239	0	0	2	0	719
53	813	2	299	0	1	3	0	1118
54	774	14	299	0	2	1	2	1092
55	582	6	307	0	1	3	0	899
56	398	4	240	0	1	3	0	646
57	390	12	221	1	0	1	0	625
58	504	3	273	0	1	0	1	782
59	437	2	175	4	2	3	0	623
60	430	2	258	1	0	1	1	693
61	417	4	208	2	0	1	1	633
62	787	9	396	0	4	2	2	1200
63	543	5	102	1	0	0	0	651
64	516	2	141	0	1	0	1	661
65	538	9	144	0	1	0	0	692
66	621	3	198	3	0	0	1	826
67	395	3	123	1	0	2	1	525
68	326	0	130	0	1	0	0	457
69	698	7	188	1	2	0	0	896
70	451	7	172	0	0	1	1	632

Contd....

Polling Station Level Election Results

Winner, Runner-up and 3rd Party Position & Winning Margin According to Polling Stations in Seelam Pur Assembly in Assembly Election (AE) under North East Delhi Parliamentary Constituency in Delhi (2020)

Polling Station Number	Winner Party	Winner Votes (%)	Runner-up Party	Runner-up Votes (%)	Winning Margin Votes (%)	Third Party	Third Party Votes (%)	Other Votes (%)
71	AAP	433 (81.7)	INC	91 (17.17)	342 (64.53)	BJP	4 (0.75)	2 (0.38)
72	AAP	639 (82.99)	INC	123 (15.97)	516 (67.02)	BJP	5 (0.65)	3 (0.39)
73	AAP	616 (82.68)	INC	120 (16.11)	496 (66.57)	BSP	3 (0.4)	6 (0.81)
74	AAP	688 (75.85)	INC	208 (22.93)	480 (52.92)	BJP	5 (0.55)	6 (0.66)
75	AAP	586 (86.69)	INC	85 (12.57)	501 (74.12)	BJP	2 (0.3)	3 (0.44)
76	AAP	859 (83.32)	INC	165 (16)	694 (67.32)	BJP	5 (0.48)	2 (0.19)
77	AAP	808 (79.92)	INC	197 (19.49)	611 (60.43)	BJP	5 (0.49)	1 (0.1)
78	AAP	825 (76.32)	INC	244 (22.57)	581 (53.75)	BJP	11 (1.02)	1 (0.09)
79	AAP	426 (77.45)	INC	119 (21.64)	307 (55.81)	BSP	2 (0.36)	3 (0.55)
80	AAP	745 (68.29)	INC	336 (30.8)	409 (37.49)	BJP	4 (0.37)	6 (0.55)
81	AAP	333 (63.31)	INC	190 (36.12)	143 (27.19)	BJP	1 (0.19)	2 (0.38)
82	AAP	768 (69.06)	INC	337 (30.31)	431 (38.75)	BJP	3 (0.27)	4 (0.36)
83	AAP	447 (54.51)	INC	362 (44.15)	85 (10.36)	BJP	4 (0.49)	7 (0.85)
84	AAP	648 (57.75)	INC	464 (41.35)	184 (16.4)	BJP	4 (0.36)	6 (0.53)
85	AAP	451 (62.21)	INC	269 (37.1)	182 (25.11)	BJP	3 (0.41)	2 (0.28)
86	AAP	308 (59.46)	INC	203 (39.19)	105 (20.27)	BJP	4 (0.77)	3 (0.58)
87	AAP	556 (53.21)	INC	485 (46.41)	71 (6.8)	BJP	4 (0.38)	0 (0)
88	AAP	365 (62.39)	INC	212 (36.24)	153 (26.15)	BJP	7 (1.2)	1 (0.17)
89	AAP	498 (63.6)	INC	275 (35.12)	223 (28.48)	BJP	8 (1.02)	2 (0.26)
90	AAP	600 (59.17)	INC	407 (40.14)	193 (19.03)	BJP	3 (0.3)	4 (0.39)
91	AAP	604 (65.58)	INC	306 (33.22)	298 (32.36)	BJP	3 (0.33)	8 (0.87)
92	AAP	632 (63.84)	INC	347 (35.05)	285 (28.79)	BJP	5 (0.51)	6 (0.61)
93	AAP	564 (79.66)	INC	133 (18.79)	431 (60.87)	BJP	11 (1.55)	0 (0)
94	BJP	597 (80.35)	AAP	115 (15.48)	482 (64.87)	INC	29 (3.9)	2 (0.27)
95	BJP	417 (73.67)	AAP	117 (20.67)	300 (53)	INC	19 (3.36)	13 (2.3)
96	BJP	641 (74.71)	AAP	158 (18.41)	483 (56.3)	INC	48 (5.59)	11 (1.28)
97	BJP	620 (77.4)	AAP	139 (17.35)	481 (60.05)	INC	34 (4.24)	8 (1)
98	BJP	323 (83.68)	AAP	55 (14.25)	268 (69.43)	INC	6 (1.55)	2 (0.52)
99	BJP	526 (71.47)	AAP	153 (20.79)	373 (50.68)	INC	52 (7.07)	5 (0.68)
100	BJP	599 (69.89)	AAP	191 (22.29)	408 (47.6)	INC	60 (7)	7 (0.82)
101	BJP	338 (66.02)	AAP	144 (28.13)	194 (37.89)	INC	27 (5.27)	3 (0.59)
102	BJP	468 (76.35)	AAP	111 (18.11)	357 (58.24)	INC	29 (4.73)	5 (0.82)
103	BJP	625 (79.01)	AAP	116 (14.66)	509 (64.35)	INC	47 (5.94)	3 (0.38)
104	BJP	557 (68.6)	AAP	142 (17.49)	415 (51.11)	INC	107 (13.18)	6 (0.74)
105	BJP	562 (71.5)	AAP	177 (22.52)	385 (48.98)	INC	38 (4.83)	9 (1.15)

Contd....

MCD Election Results

Number and Name of Ward (2017)

Number of Ward	Name of Ward	Number of Ward	Name of Ward
041E	Chauhan Banger		
042E	Seelampur		
043E	Gautam Puri		

Number and Name of Ward (2012)

Number of Ward	Name of Ward	Number of Ward	Name of Ward
249	Chauhan Bangar (W)		
250	Zaffrabad		
251	New Usmanpur (W)		
252	Maujpur		

MCD Election Results

Ward-wise Winner & Runner-up in Seelam Pur Assembly Constituency (MCD Election 2017)

MCD Ward Number	Winner Party	Winner Votes (%)	Runner-up Party	Runner-up Votes (%)	Winning Margin Votes (%)
041E	AAP	8830 (45.91)	INC	6488 (33.74)	2342 (12.17)
042E	BSP	10159 (42.35)	BJP	7759 (32.34)	2400 (10.01)
043E	BJP	10164 (38.51)	AAP	7382 (27.97)	2782 (10.54)

MCD Election Results

Summary Result of Ward 041 E (Chauhan Banger) : MCD Election - 2017

Candidate Name	Party	Votes	Votes%
Ward 041 E : Chauhan Banger			
Abdul Rehman	AAP	8830	45.91
Mohd. Javed Barqui	INC	6488	33.74
Shagil Beig	AIMIM	2655	13.81
Ashfaq	BSP	293	1.52
Sartaj Ahmad	BJP	289	1.5
Wazi Ahmed	SP	175	0.91
Md. Naeem	IND	168	0.87
Dilshad Khan	NCP	103	0.54
Ruksar Ahmad	IND	68	0.35
Intezar	IND	55	0.29
Sadakat Khan	IND	55	0.29
Akhlad Zia	IND	18	0.09
	NOTA	35	0.18

DISCLAIMER

The Terms of Use and Disclaimer of Datanet India Private Limited (hereinafter referred to as "Datanet") for use of this analysis report of **Seelam Pur Assembly Constituency (Seelam Pur Vidhan Sabha)** :-

1. **Assembly Factbook™** is a Registered Trade Mark owned by Datanet.
2. All the maps are sketched and graphical representation only and have not been drawn to the scale and also not to represent the actual geographical area or boundary of the unit.
3. The data for the aforesaid analysis is based on authentic sources and has been culled from the various publications of Census, CSO and NSSO for district and block level data, various central and state government departments, Central & State Elections Commissions and the concerned Returning Officers' releases, Electoral Rolls, Election results and allied publications, internal assessment, surveys, estimates and analysis. Therefore, certain adjustment of data at micro level may have been done to arrive closer to the macro data.
4. Data have been provided on an "As Is" and "As AVAILABLE" basis
5. The colours shown in the maps or diagram and charts of a particular party, alliance or AC are indicative and do not represent them.
6. This publication which includes maps, sheets, graphs and data would be the property under copyright of Datanet only. The user may use these for its internal study, analysis and research purposes. It's public display, re-selling or any commercial uses by the user are not allowed.
7. Datanet has taken due care and caution in compilation and processing of data and allied information, but does not guarantee the accuracy, adequacy or completeness of any information/analysis and will be not responsible for any errors or omissions or for the results obtained from the use of such information/analysis.
8. All the contents for the publication have been culled from various authentic sources and Datanet reasonably believes such sources to be reliable, but does not make any representations, express or implied as to the accuracy or fitness of use of such information. The information or contents of the information/analysis do not constitute advice and should not be relied upon in making (or refraining from making) any decision. Any reliance placed upon the information provided by Datanet is the sole responsibility and strictly at the user's risk.
9. In no event will Datanet be liable for any damages (including, without limitation, damages for loss of business projects, or loss of profits) arising in contract, tort or otherwise from the use of or inability to use any of its contents, or from any action taken (or refrained from being taken) as a result of using the analysis or any of its contents. Datanet its directors, owners, editors, officials, employees, distributor and agents or any associate will not be liable for any errors in the information contained or any consequences arising from the use of the contents of the provided information/analysis.
10. If any provision of these terms and conditions is held invalid or illegal or unenforceable for any reason by any court of competent jurisdiction, such provision shall be severed and the remainder of provisions of the terms and conditions shall continue in full force and effect as if the Term of Use had been executed with the invalid, illegal or unenforceable provision eliminated.
11. If there are any discrepancies in the information provided, please bring it to attention of Datanet for suitable rectification measures.

Buy Online This Complete Book At
Datanet India eBooks Store

www.indiastatpublications.com

or go directly at

[http://www.indiastatpublications.com/
Assembly_factbook/Delhi/North_East_Delhi/Seelam_Pur](http://www.indiastatpublications.com/Assembly_factbook/Delhi/North_East_Delhi/Seelam_Pur)



i **india**stat**elections**

ISBN : 978-93-5293-451-5



9 789352 934515