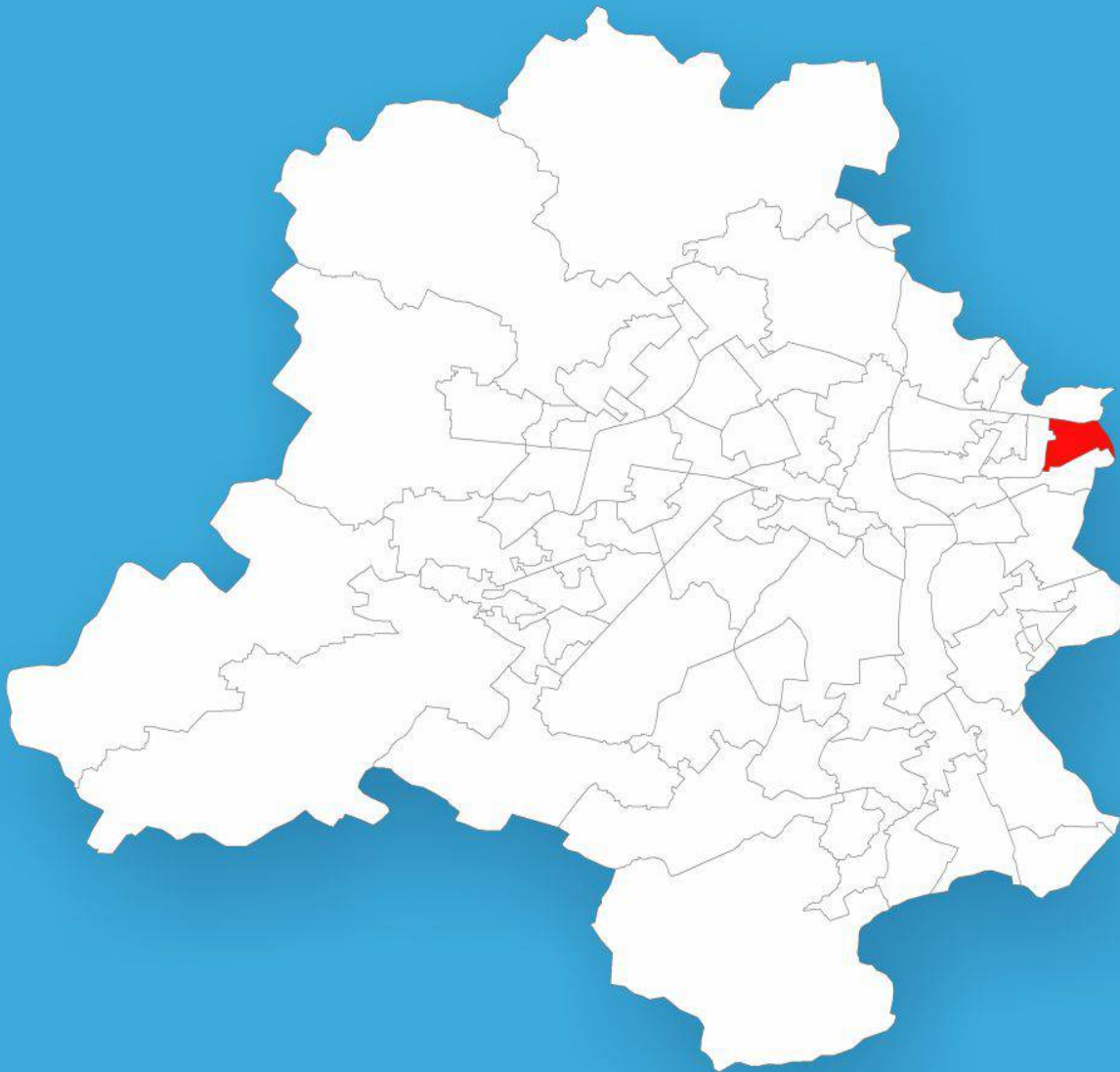




Delhi

Assembly Factbook™

Seemapuri Assembly Constituency

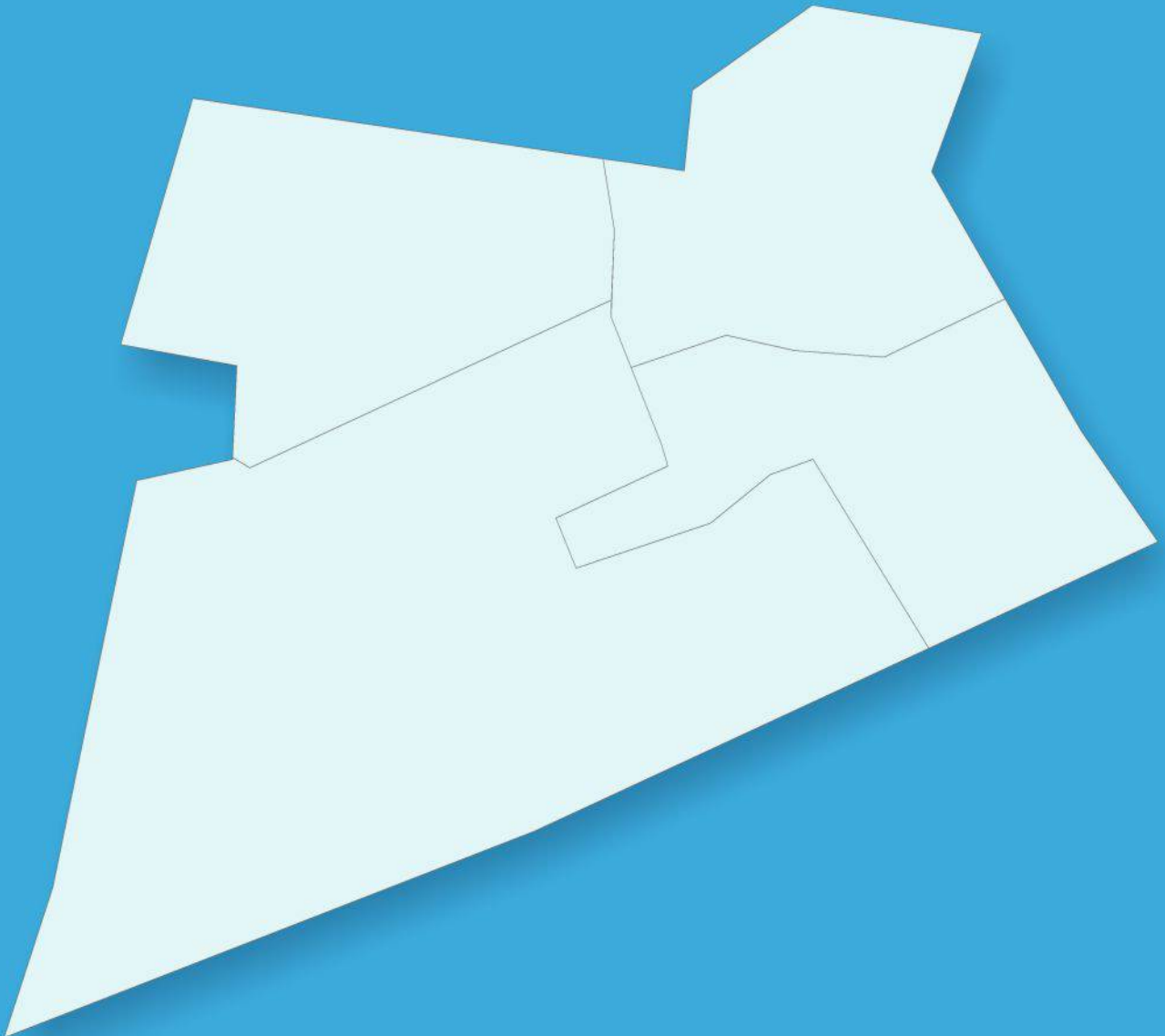


Key Electoral Data of Seemapuri
Assembly Constituency (Vidhan Sabha)

Delhi

Assembly Factbook™

Seemapuri Assembly Constituency



Seemapuri Vidhan Sabha

Editor & Director

Dr. R.K. Thukral

Research Editor

Dr. Shafeeq Rahman

Compiled, Researched and Published by Datanet India Pvt. Ltd.

D-100, 1st Floor,

Okhla Industrial Area, Phase-I,
New Delhi- 110020.

Ph.: 91-11- 43580781-84

Email : support@indiastatpublications.com

Website : www.indiastatelections.com

Online Book Store :

www.indiastatpublications.com

Report No. : AFB/DL-63-0624

ISBN : 978-93-5293-452-2

First Edition : January, 2018

Seventh Updated Edition : June, 2024

Price : Rs. 11500/-

US\$ 310

© **Datanet India Pvt. Ltd.**

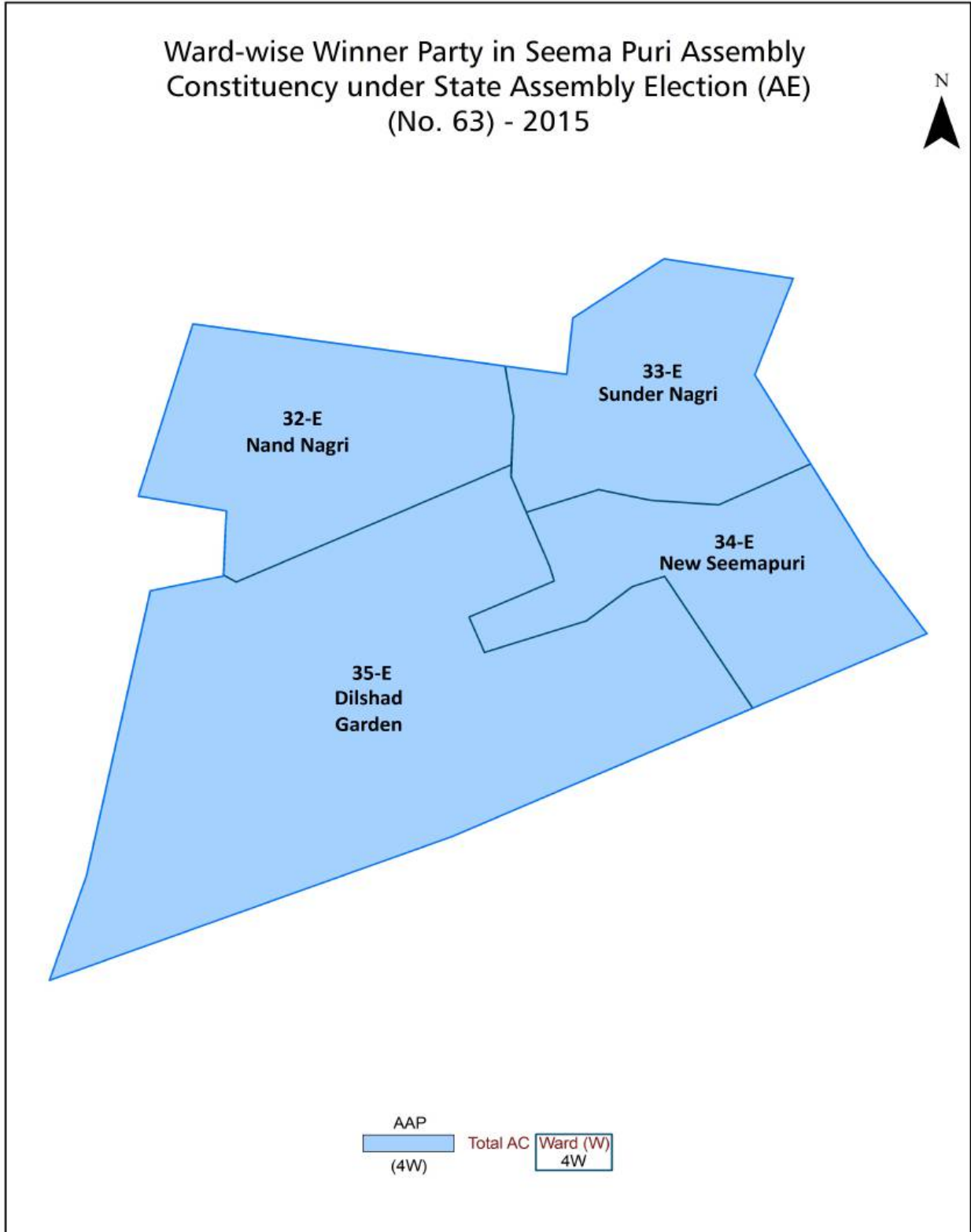
All rights reserved. No part of this book may be reproduced, stored in a retrieval system or transmitted in any form or by any means, mechanical photocopying, photographing, scanning, recording or otherwise without the prior written permission of the publisher. Please refer to Disclaimer at page no. 175 for the use of this publication.

Printed in India

Contents

No.	Particulars	Page No.
1	Introduction Assembly Constituency at a Glance Features of Assembly as per Delimitation Commission of India (2008)	1-2
2	Location and Political Maps Location Map Boundaries of Assembly Constituency in District Boundaries of Assembly Constituency under Parliamentary Constituency Ward-wise Winner Parties- 2024, 2020, 2019, 2015, 2014, 2013, 2009 and 2008	3-11
3	Administrative Setup & Demographics (2011) Ward Name Ward Number Population Population by Ward Sex Ratio Religious Population Social Population	12
4	Electoral Features Important Dates of Last Elections Held Electors by Gender Service Electors Voters Voters Turnout Polling Stations & Average Number of Electors per Polling Station Electors by Age Group Present Elected Representatives	13-18
5	Historical Summary Election Results Vote Share of Major Parties Winning Margin (Number & Percentage) Polarity Summary Result of Assembly Segment of Parliamentary Election 2024, 2019, 2014, 2009, 2004 and 1999 Summary Result of Assembly Elections 2020, 2015, 2013, 2008, 2003, 1998 and 1993	19-34
6	Polling Station Level Election Results Name and Number of Polling Station 2024, 2020, 2019, 2015, 2014, 2013, 2009 and 2008 Polling Station-wise Electoral, Voter & Voter Turnout 2024, 2020, 2019, 2015, 2014, 2013, 2009 and 2008 Polling Station wise Elections Results 2024, 2020, 2019, 2015, 2014, 2013, 2009 and 2008	35-157
7	MCD Ward Election Result MCD Election 2017 and 2012	158-168
8	Share of Assembly Constituency Share of Assembly Constituency in State and Parliamentary Constituency	169
9	Abbreviation & Sources	172-173
10	Disclaimer	175

Location & Political Map

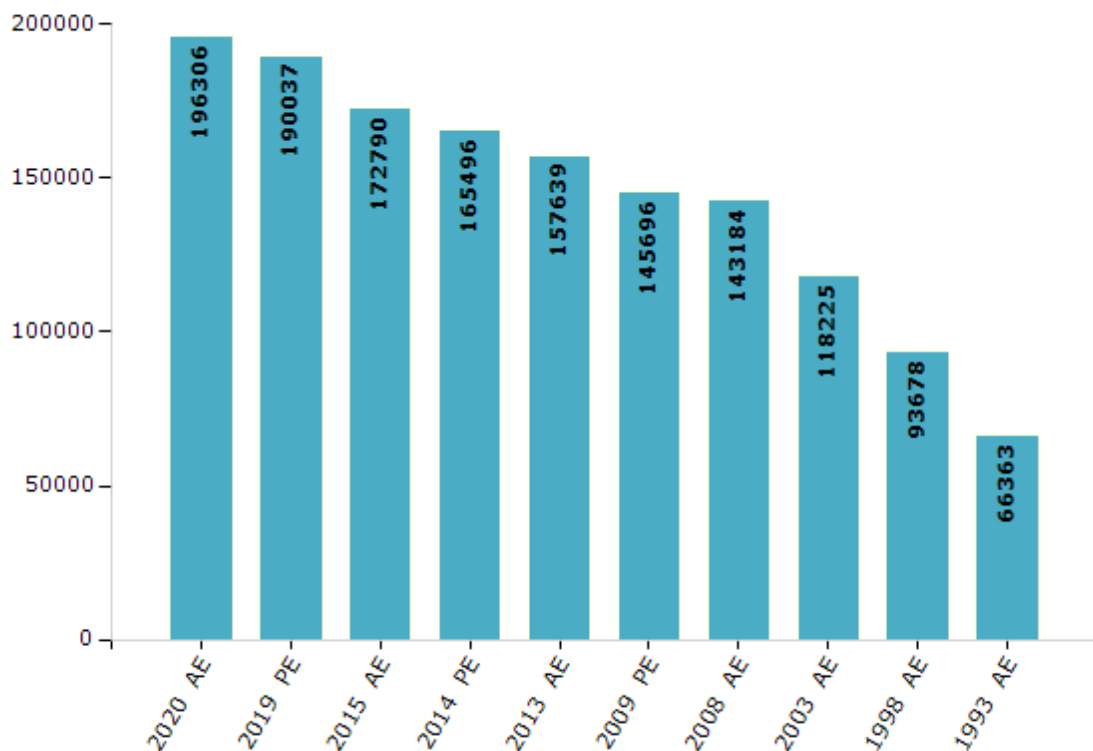


Electoral Features

Electors by Male & Female

Year	Male	Female	Others	Total	Year	Male	Female	Others	Total
2020 AE	103152	93127	27	196306	2003 AE	66971	51254	-	118225
2019 PE	100240	89773	24	190037	1999 PE	-	-	-	-
2015 AE	92327	80445	18	172790	1998 AE	51859	41819	-	93678
2014 PE	88417	77064	15	165496	1993 AE	37221	29142	-	66363
2013 AE	84405	73222	12	157639	1983 AE	-	-	-	-
2009 PE	79042	66654	0	145696	1977 AE	-	-	-	-
2008 AE	77684	65500	-	143184	1972 AE	-	-	-	-
2004 PE	-	-	-	-	1952 AE	-	-	-	-

Number of Electors

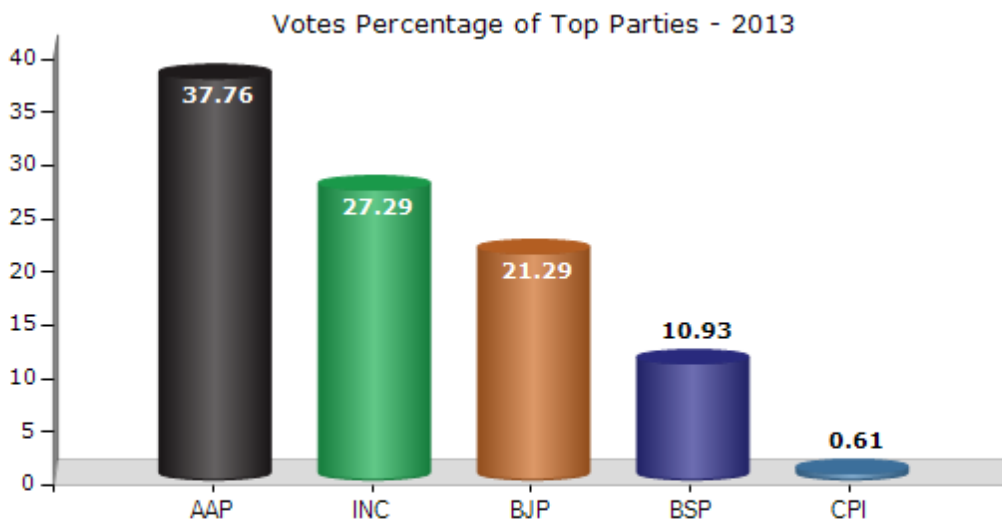


Note : AE : Assembly Election, PE : Assembly Segment of Parliamentary Election

Historical Summary Election Results

Summary Result of Assembly Election - 2013

Candidate Name	Party	Votes	Votes %
Dharmender Singh	AAP	43199	37.76
Veer Singh Dhingan	INC	31223	27.29
Ram Pal Singh	BJP	24356	21.29
Santosh Kumar	BSP	12501	10.93
Ram Prasad Atri	CPI	699	0.61
Ram Mohan Gautam	PECP	470	0.41
Ram Prakash Gautam	SP	431	0.38
Subhash Babu	HND	283	0.25
Kishan Pal Vaid	IND	218	0.19
Deep Mala	NALP	171	0.15
Angan Lal	RPIE	131	0.11
	NOTA	723	0.63



Polling Station Level Election Results

Number and Name of Polling Stations (PS) (2020)

Number of Polling Stations	Name of Polling Stations	Number of Polling Stations	Name of Polling Stations
1	Edmc Primary School D-4 Nand Nagri	22	Edmc Primary School, B-2 Block, Nand Nagri
2	Edmc Primary School D-4 Nand Nagri	23	Edmc Primary School, B-2 Block, Nand Nagri
3	Edmc Primary School D-4 Nand Nagri	24	Edmc Primary School, B-2 Block, Nand Nagri
4	Edmc Primary School D-4 Nand Nagri	25	Edmc Primary School, A-2, Nand Nagri
5	Edmc Primary School D-4 Nand Nagri	26	Edmc Primary School, A-2, Nand Nagri
6	Edmc Primary School D-4 Nand Nagri	27	Edmc Primary School, A-2, Nand Nagri
7	Edmc Primary School D-4 Nand Nagri	28	Edmc Primary School, A-2, Nand Nagri
8	Edmc Primary School D-4 Nand Nagri	29	Gbsss A-Block Nand Nagri
9	Sbv B-Block Nand Nagri	30	Gbsss A-Block Nand Nagri
10	Sbv B-Block Nand Nagri	31	Gbsss A-Block Nand Nagri
11	Sbv B-Block Nand Nagri	32	Gbsss A-Block Nand Nagri
12	Sbv B-Block Nand Nagri	33	Gbsss A-Block Nand Nagri
13	Sbv B-Block Nand Nagri	34	Gbsss A-Block Nand Nagri
14	Sbv B-Block Nand Nagri	35	Gbsss A-Block Nand Nagri
15	Sbv B-Block Nand Nagri	36	Edmc Pratibha Vidyalaya E-Block Nand Nagri
16	Sbv B-Block Nand Nagri	37	Edmc Pratibha Vidyalaya E-Block Nand Nagri
17	Sbv B-Block Nand Nagri	38	Edmc Pratibha Vidyalaya E-Block Nand Nagri
18	Sbv B-Block Nand Nagri	39	Edmc Pratibha Vidyalaya E-Block Nand Nagri
19	Edmc Primary School, B-2 Block, Nand Nagri	40	Edmc Pratibha Vidyalaya E-Block Nand Nagri
20	Edmc Primary School, B-2 Block, Nand Nagri	41	Edmc Pratibha Vidyalaya E-Block Nand Nagri
21	Edmc Primary School, B-2 Block, Nand Nagri	42	Gskv E-Block Nand Nagri

Contd....

Polling Station Level Election Results

Polling Station-wise Votes Secured by Overall Top Five Parties in Seemapuri Assembly in Assembly Election (AE) under North East Delhi Parliamentary Constituency in Delhi (2020)

Number of Polling Station	Winner - Rajendra Pal Gautam (AAP)	Runner-up - Sant Lal (LJP)	3rd - Veer Singh Dhingan (INC)	4th - Kamal Singh (BSP)	5th - Badan Singh (svjn)	NOTA	Other	Total Votes Secured
36	464	175	82	11	5	2	10	749
37	329	213	27	14	3	3	4	593
38	316	212	13	12	6	2	18	579
39	565	212	46	4	9	7	7	850
40	600	361	38	7	16	4	19	1045
41	538	355	53	5	11	6	17	985
42	599	305	21	9	7	5	14	960
43	524	292	12	12	7	2	9	858
44	513	112	21	9	4	2	12	673
45	502	455	27	6	7	4	30	1031
46	458	419	28	6	17	4	17	949
47	259	295	31	2	1	12	2	602
48	279	235	19	1	1	5	2	542
49	321	279	23	7	1	18	6	655
50	571	267	32	4	9	6	16	905
51	458	81	75	8	1	5	7	635
52	368	161	31	7	2	12	6	587
53	371	248	73	8	4	10	7	721
54	292	174	29	2	2	5	5	509
55	391	228	53	12	4	9	9	706
56	416	265	39	4	6	7	19	756
57	247	172	24	4	2	9	10	468
58	276	148	48	8	1	16	7	504
59	411	234	47	5	3	17	23	740
60	380	361	50	14	3	7	8	823
61	372	261	37	4	5	11	9	699
62	404	325	43	2	1	22	7	804
63	262	282	25	2	1	3	6	581
64	326	374	34	5	2	14	8	763
65	266	210	24	5	0	10	9	524
66	224	157	45	3	3	6	5	443
67	398	111	41	9	3	6	6	574
68	554	41	26	8	4	1	7	641
69	566	130	70	21	8	2	27	824
70	473	176	83	7	7	8	25	779

Contd....

Polling Station Level Election Results

Winner, Runner-up and 3rd Party Position & Winning Margin According to Polling Stations in Seemapuri Assembly in Assembly Election (AE) under North East Delhi Parliamentary Constituency in Delhi (2020)

Polling Station Number	Winner Party	Winner Votes (%)	Runner-up Party	Runner-up Votes (%)	Winning Margin Votes (%)	Third Party	Third Party Votes (%)	Other Votes (%)
71	AAP	373 (63.22)	LJP	149 (25.25)	224 (37.97)	INC	31 (5.25)	37 (6.27)
72	AAP	422 (63.46)	LJP	182 (27.37)	240 (36.09)	INC	30 (4.51)	31 (4.66)
73	AAP	383 (60.13)	LJP	202 (31.71)	181 (28.42)	INC	25 (3.92)	27 (4.24)
74	AAP	334 (61.4)	LJP	139 (25.55)	195 (35.85)	INC	30 (5.51)	41 (7.54)
75	AAP	350 (52.24)	LJP	257 (38.36)	93 (13.88)	INC	27 (4.03)	36 (5.37)
76	AAP	271 (50.47)	LJP	188 (35.01)	83 (15.46)	INC	37 (6.89)	41 (7.64)
77	AAP	333 (62.48)	LJP	120 (22.51)	213 (39.97)	INC	42 (7.88)	38 (7.13)
78	AAP	215 (67.61)	LJP	74 (23.27)	141 (44.34)	INC	13 (4.09)	16 (5.03)
79	AAP	448 (56.07)	LJP	307 (38.42)	141 (17.65)	INC	25 (3.13)	19 (2.38)
80	AAP	423 (55.44)	LJP	275 (36.04)	148 (19.4)	INC	33 (4.33)	32 (4.19)
81	AAP	264 (49.62)	LJP	217 (40.79)	47 (8.83)	INC	21 (3.95)	30 (5.64)
82	AAP	422 (48.62)	LJP	378 (43.55)	44 (5.07)	INC	27 (3.11)	41 (4.72)
83	AAP	452 (54.59)	LJP	309 (37.32)	143 (17.27)	INC	33 (3.99)	34 (4.11)
84	AAP	475 (51.63)	LJP	353 (38.37)	122 (13.26)	INC	40 (4.35)	52 (5.65)
85	AAP	544 (53.54)	LJP	392 (38.58)	152 (14.96)	INC	45 (4.43)	35 (3.44)
86	AAP	532 (54.34)	LJP	385 (39.33)	147 (15.01)	INC	26 (2.66)	36 (3.68)
87	AAP	302 (50.76)	LJP	252 (42.35)	50 (8.41)	INC	22 (3.7)	19 (3.19)
88	AAP	304 (56.51)	LJP	185 (34.39)	119 (22.12)	BSP	13 (2.42)	36 (6.69)
89	AAP	400 (49.14)	LJP	366 (44.96)	34 (4.18)	INC	17 (2.09)	31 (3.81)
90	AAP	480 (52.12)	LJP	359 (38.98)	121 (13.14)	INC	35 (3.8)	47 (5.1)
91	AAP	304 (56.4)	LJP	199 (36.92)	105 (19.48)	INC	17 (3.15)	19 (3.53)
92	AAP	266 (54.62)	LJP	180 (36.96)	86 (17.66)	INC	22 (4.52)	19 (3.9)
93	AAP	375 (61.88)	LJP	140 (23.1)	235 (38.78)	INC	36 (5.94)	55 (9.08)
94	AAP	308 (42.6)	LJP	307 (42.46)	1 (0.14)	INC	58 (8.02)	50 (6.92)
95	AAP	356 (60.14)	LJP	158 (26.69)	198 (33.45)	INC	28 (4.73)	50 (8.45)
96	AAP	285 (59.75)	LJP	144 (30.19)	141 (29.56)	INC	23 (4.82)	25 (5.24)
97	AAP	222 (44.22)	INC	178 (35.46)	44 (8.76)	LJP	76 (15.14)	26 (5.18)
98	INC	482 (60.33)	AAP	263 (32.92)	219 (27.41)	LJP	28 (3.5)	26 (3.25)
99	AAP	583 (58.65)	LJP	251 (25.25)	332 (33.4)	INC	116 (11.67)	44 (4.43)
100	AAP	695 (76.04)	LJP	88 (9.63)	607 (66.41)	INC	68 (7.44)	63 (6.89)
101	AAP	540 (69.95)	INC	92 (11.92)	448 (58.03)	LJP	72 (9.33)	68 (8.81)
102	AAP	498 (62.96)	LJP	178 (22.5)	320 (40.46)	INC	54 (6.83)	61 (7.71)
103	AAP	540 (60.13)	LJP	254 (28.29)	286 (31.84)	INC	67 (7.46)	37 (4.12)
104	AAP	487 (59.75)	LJP	216 (26.5)	271 (33.25)	INC	79 (9.69)	33 (4.05)
105	AAP	603 (66.34)	LJP	191 (21.01)	412 (45.33)	INC	70 (7.7)	45 (4.95)

Contd....

MCD Election Results

Number and Name of Ward (2017)

Number of Ward	Name of Ward	Number of Ward	Name of Ward
032E	Nand Nagri		
033E	Sunder Nagri		
034E	New Seemapuri		
035E	Dilshad Garden		

Number and Name of Ward (2012)

Number of Ward	Name of Ward	Number of Ward	Name of Ward
241	Dilshad Garden (W)		
242	New Seemapuri		
243	Nand Nagri (SCW)		
244	Sunder Nagri (W)		

MCD Election Results

Ward-wise Winner & Runner-up in Seemapuri Assembly Constituency (MCD Election 2017)

MCD Ward Number	Winner Party	Winner Votes (%)	Runner-up Party	Runner-up Votes (%)	Winning Margin Votes (%)
032E	INC	10950 (33.42)	BJP	9650 (29.45)	1300 (3.97)
033E	AAP	13530 (50.55)	BJP	8595 (32.11)	4935 (18.44)
034E	AAP	9380 (32.97)	INC	7774 (27.33)	1606 (5.64)
035E	BJP	11101 (44.52)	INC	7894 (31.66)	3207 (12.86)

MCD Election Results

Summary Result of Ward 032 E (Nand Nagri) : MCD Election - 2017

Candidate Name	Party	Votes	Votes%
Ward 032 E : Nand Nagri			
Kr. Rinku	INC	10950	33.42
Bharat Lal	BJP	9650	29.45
Ramesh Kumar	AAP	7023	21.43
Lallan Prasad	BSP	3591	10.96
Suman	IND	331	1.01
Manoj	IND	308	0.94
Vicky	IND	298	0.91
Om Vir Singh	IND	267	0.81
Bhim Singh	IND	132	0.4
Prigiya Priya Rahul	IND	85	0.26
	NOTA	134	0.41

DISCLAIMER

The Terms of Use and Disclaimer of Datanet India Private Limited (hereinafter referred to as "Datanet") for use of this analysis report of **Seemapuri Assembly Constituency (Seemapuri Vidhan Sabha)** :-

1. **Assembly Factbook™** is a Registered Trade Mark owned by Datanet.
2. All the maps are sketched and graphical representation only and have not been drawn to the scale and also not to represent the actual geographical area or boundary of the unit.
3. The data for the aforesaid analysis is based on authentic sources and has been culled from the various publications of Census, CSO and NSSO for district and block level data, various central and state government departments, Central & State Elections Commissions and the concerned Returning Officers' releases, Electoral Rolls, Election results and allied publications, internal assessment, surveys, estimates and analysis. Therefore, certain adjustment of data at micro level may have been done to arrive closer to the macro data.
4. Data have been provided on an "As Is" and "As AVAILABLE" basis
5. The colours shown in the maps or diagram and charts of a particular party, alliance or AC are indicative and do not represent them.
6. This publication which includes maps, sheets, graphs and data would be the property under copyright of Datanet only. The user may use these for its internal study, analysis and research purposes. It's public display, re-selling or any commercial uses by the user are not allowed.
7. Datanet has taken due care and caution in compilation and processing of data and allied information, but does not guarantee the accuracy, adequacy or completeness of any information/analysis and will be not responsible for any errors or omissions or for the results obtained from the use of such information/analysis.
8. All the contents for the publication have been culled from various authentic sources and Datanet reasonably believes such sources to be reliable, but does not make any representations, express or implied as to the accuracy or fitness of use of such information. The information or contents of the information/analysis do not constitute advice and should not be relied upon in making (or refraining from making) any decision. Any reliance placed upon the information provided by Datanet is the sole responsibility and strictly at the user's risk.
9. In no event will Datanet be liable for any damages (including, without limitation, damages for loss of business projects, or loss of profits) arising in contract, tort or otherwise from the use of or inability to use any of its contents, or from any action taken (or refrained from being taken) as a result of using the analysis or any of its contents. Datanet its directors, owners, editors, officials, employees, distributor and agents or any associate will not be liable for any errors in the information contained or any consequences arising from the use of the contents of the provided information/analysis.
10. If any provision of these terms and conditions is held invalid or illegal or unenforceable for any reason by any court of competent jurisdiction, such provision shall be severed and the remainder of provisions of the terms and conditions shall continue in full force and effect as if the Term of Use had been executed with the invalid, illegal or unenforceable provision eliminated.
11. If there are any discrepancies in the information provided, please bring it to attention of Datanet for suitable rectification measures.

Buy Online This Complete Book At
Datanet India eBooks Store

www.indiastatpublications.com

or go directly at

[http://www.indiastatpublications.com/
Assembly_factbook/Delhi/North_East_Delhi/Seemapuri](http://www.indiastatpublications.com/Assembly_factbook/Delhi/North_East_Delhi/Seemapuri)



i **india**stat**elections**

ISBN : 978-93-5293-452-2



9 789352 934522