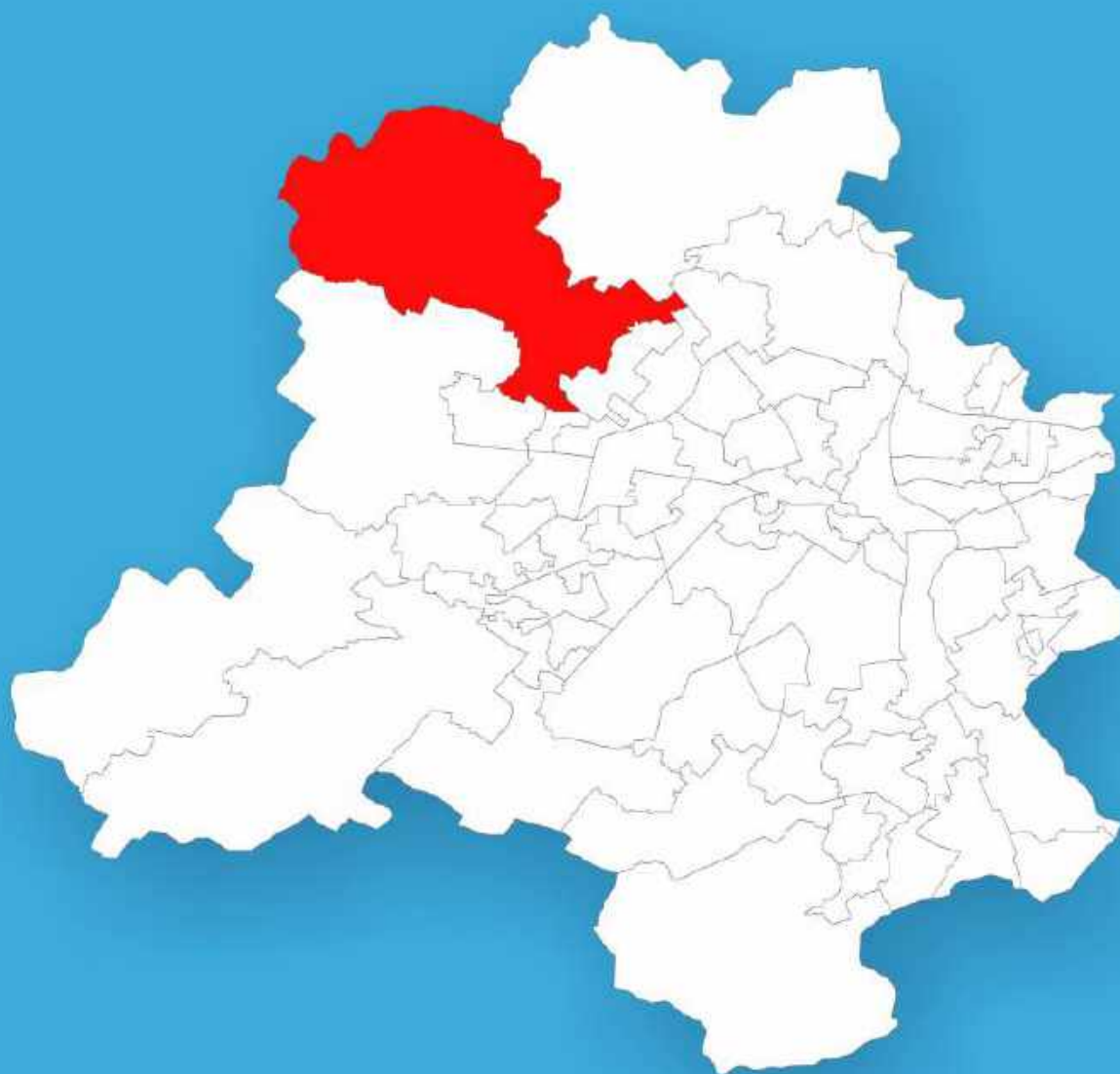




Delhi

Assembly Factbook™

Bawana Assembly Constituency

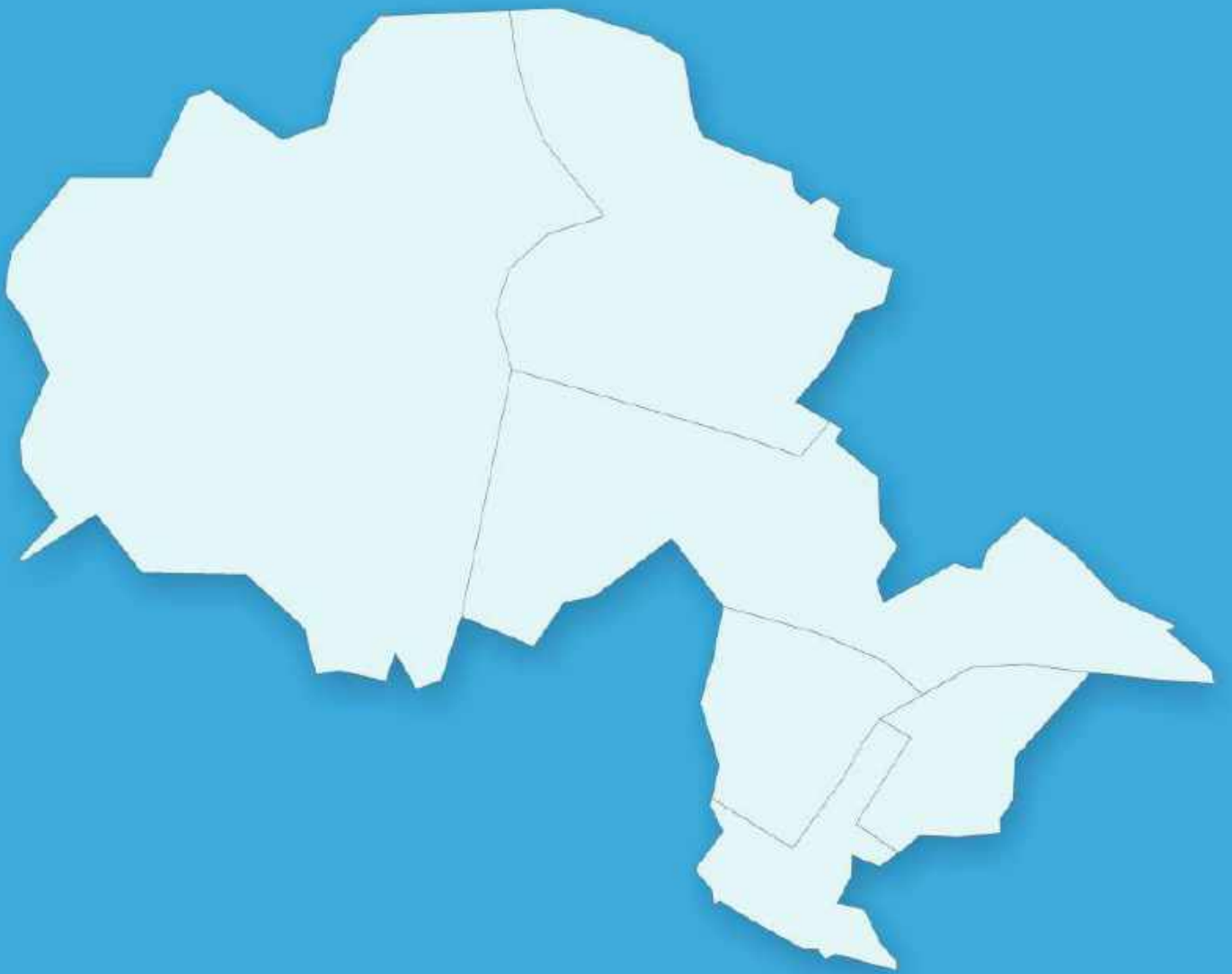


Key Electoral Data of Bawana
Assembly Constituency (Vidhan Sabha)

Delhi

Assembly Factbook™

Bawana Assembly Constituency



Bawana Vidhan Sabha

Editor & Director

Dr. R.K. Thukral

Research Editor

Dr. Shafeeq Rahman

Compiled, Researched and Published by Datanet India Pvt. Ltd.

D-100, 1st Floor,

Okhla Industrial Area, Phase-I,
New Delhi- 110020.

Ph.: 91-11- 43580781-84

Email : support@indiastatpublications.com

Website : www.indiastatelections.com

Online Book Store :

www.indiastatpublications.com

Report No. : AFB/DL-07-0125

ISBN : 978-93-5293-403-4

First Edition : January, 2018

Eighth Updated Edition : January, 2025

Price : Rs. 11500/-

US\$ 310

© **Datanet India Pvt. Ltd.**

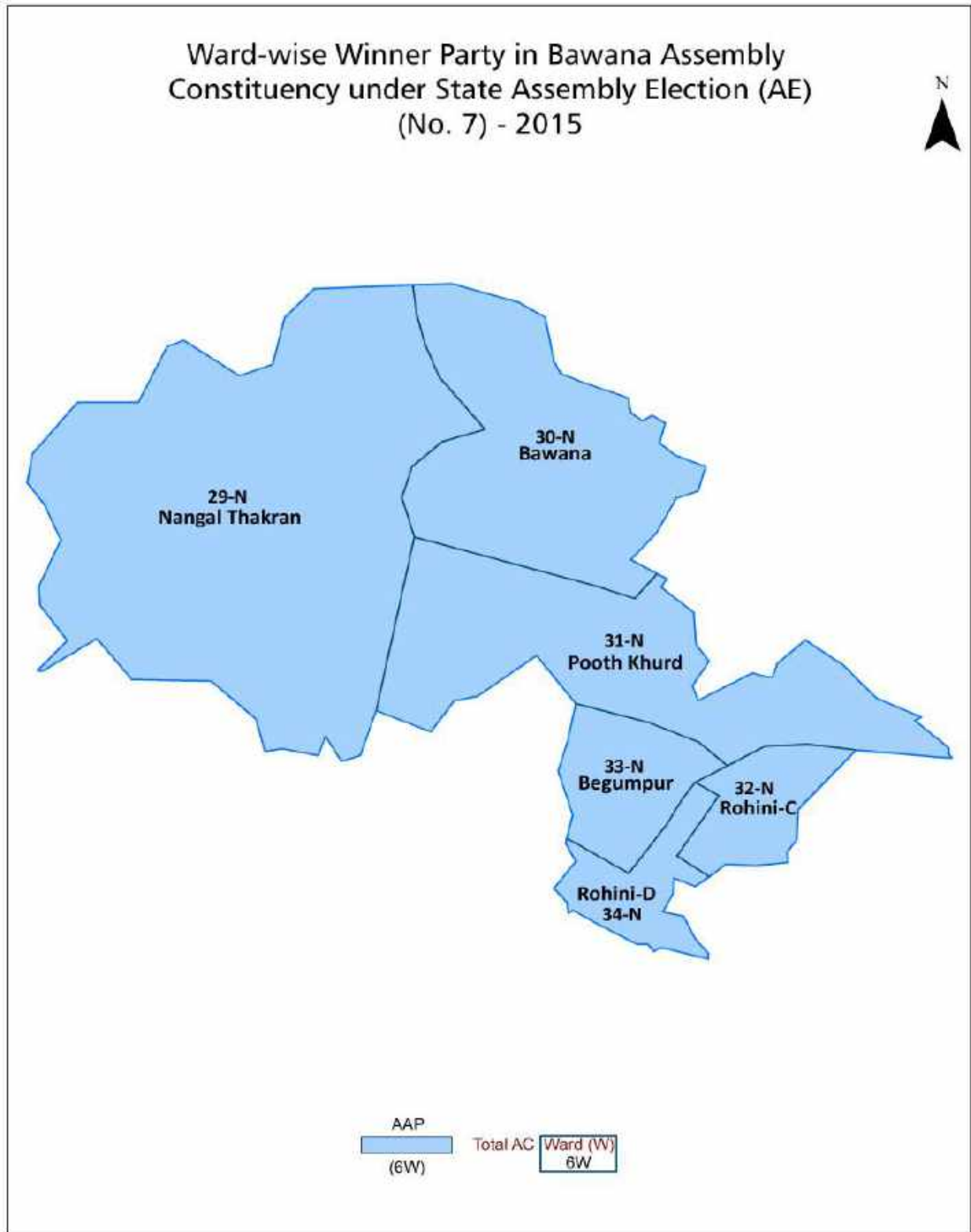
All rights reserved. No part of this book may be reproduced, stored in a retrieval system or transmitted in any form or by any means, mechanical photocopying, photographing, scanning, recording or otherwise without the prior written permission of the publisher. Please refer to Disclaimer at page no. 266 for the use of this publication.

Printed in India

Contents

No.	Particulars	Page No.
1	Introduction Assembly Constituency at a Glance Features of Assembly as per Delimitation Commission of India (2008)	1-2
2	Location and Political Maps Location Map Boundaries of Assembly Constituency in District Boundaries of Assembly Constituency under Parliamentary Constituency Ward-wise Winner Parties- 2025, 2024, 2020, 2019, 2015, 2014, 2013, 2009 and 2008	3-11
3	Administrative Setup & Demographics (2011) Ward Name Ward Number Population Population by Ward Sex Ratio Religious Population Social Population	12
4	Electoral Features Important Dates of Last Elections Held Electors by Gender Service Electors Voters Voters Turnout Polling Stations & Average Number of Electors per Polling Station Electors by Age Group Present Elected Representatives	13-18
5	Historical Summary Election Results Vote Share of Major Parties Winning Margin (Number & Percentage Polarity Summary Result of Assembly Segment of Parliamentary Election 2024, 2019, 2014, 2009, 2004 and 1999 Summary Result of Assembly Elections 2025, 2020, 2015, 2013, 2008, 2003, 1998, 1993, 1983, 1977 and 1972	19-37
6	Polling Station Level Election Results Name and Number of Polling Station 2025, 2024, 2020, 2019, 2015, 2014, 2013, 2009 and 2008 Polling Station-wise Electoral, Voter & Voter Turnout 2025, 2024, 2020, 2019, 2015, 2014, 2013, 2009 and 2008 Polling Station wise Elections Results 2025, 2024, 2020, 2019, 2015, 2014, 2013, 2009 & 2008	38-246
7	MCD Ward Election Result MCD Election 2017 and 2012	247-259
8	Share of Assembly Constituency Share of Assembly Constituency in State and Parliamentary Constituency	260
9	Abbreviation & Sources	263-264
10	Disclaimer	266

Location & Political Map

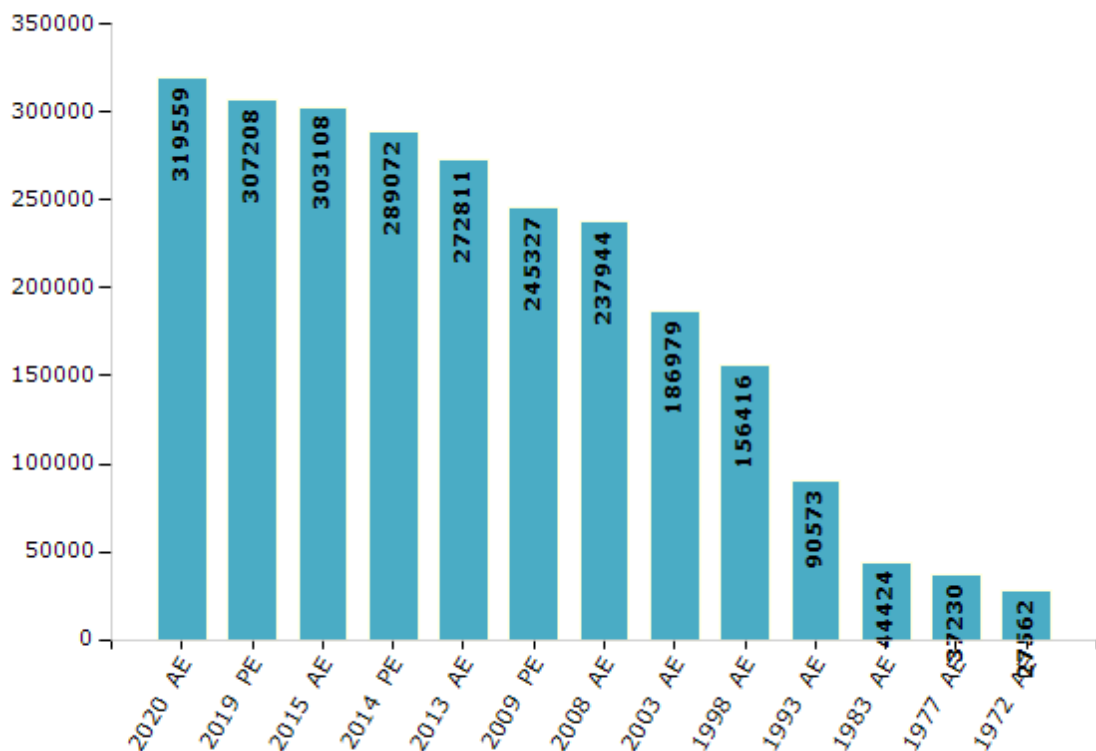


Electoral Features

Electors by Male & Female

Year	Male	Female	Others	Total	Year	Male	Female	Others	Total
2020 AE	176315	143225	19	319559	2003 AE	106698	80281	-	186979
2019 PE	170028	137164	16	307208	1999 PE	-	-	-	-
2015 AE	169464	133614	30	303108	1998 AE	93512	62904	-	156416
2014 PE	161347	127698	27	289072	1993 AE	49816	40757	-	90573
2013 AE	152418	120376	17	272811	1983 AE	26894	17530	-	44424
2009 PE	138641	106686	0	245327	1977 AE	20195	17035	-	37230
2008 AE	134284	103660	-	237944	1972 AE	15144	12418	-	27562
2004 PE	-	-	-	-	1952 AE	-	-	-	-

Number of Electors

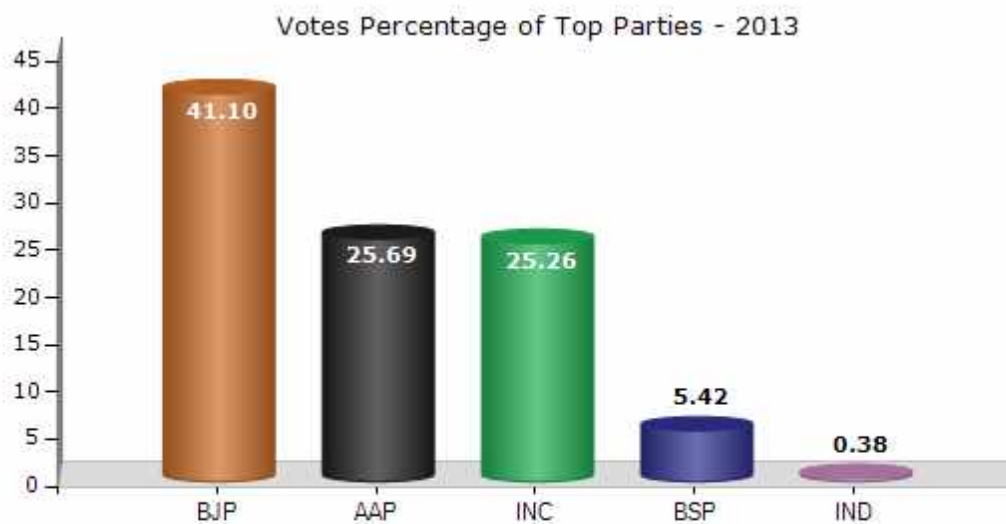


Note : AE : Assembly Election, PE : Assembly Segment of Parliamentary Election

Historical Summary Election Results

Summary Result of Assembly Election - 2013

Candidate Name	Party	Votes	Votes %
Gugan Singh	BJP	68407	41.1
Manoj	AAP	42768	25.69
Surender Kumar	INC	42054	25.26
Manak Chand	BSP	9017	5.42
Sher Singh	IND	634	0.38
Kavita	NCP	616	0.37
Amod Paswan	BJDI	489	0.29
Pawan Kumar	IND	336	0.2
Vimal Verma	IJP	330	0.2
Rajesh	SHS	308	0.19
Dharam Raj	BPC	279	0.17
	NOTA	1217	0.73



Polling Station Level Election Results

Number and Name of Polling Stations (PS) (2020)

Number of Polling Stations	Name of Polling Stations	Number of Polling Stations	Name of Polling Stations
1	Mc Pry School Punjab Khore	22	Mc Pry School Co-Ed (Bajit Pur Thakran) Bajit Pur Thakran
2	Mc Pry School Punjab Khore	23	Mc Pry School Co-Ed (Bajit Pur Thakran) Bajit Pur Thakran
3	Mc Pry School Punjab Khore	24	Mc Pry School (Co-Ed) (Nangal Thakran) Nangal Thakran
4	Mc Pry School (Co-Ed) Jat Khore	25	Mc Pry School (Co-Ed) (Nangal Thakran) Nangal Thakran
5	Mc Pry School (Co-Ed) Jat Khore	26	Mc Pry School (Co-Ed) (Nangal Thakran) Nangal Thakran
6	Mc Pry School (Boys) Qutab Garh	27	Mc Pry School (Co-Ed) (Nangal Thakran) Nangal Thakran
7	Mc Pry School (Boys) Qutab Garh	28	North Mcd Pry. (Co-Ed) School, Village Auchandi
8	Mc Pry School (Boys) Qutab Garh	29	North Mcd Pry. (Co-Ed) School, Village Auchandi
9	Mc Pry School (Boys) Qutab Garh	30	North Mcd Pry. (Co-Ed) School, Village Auchandi
10	Govt Sarvodhya Kanya Vidhyalaya Village Qutabgarh	31	North Mcd Pry. (Co-Ed) School, Village Auchandi
11	Govt Sarvodhya Kanya Vidhyalaya Village Qutabgarh	32	Mc Pry Co-Ed School Harewali
12	Govt Sarvodhya Kanya Vidhyalaya Village Qutabgarh	33	Mc Pry Co-Ed School Harewali
13	Nagar Nigam Bal Vidyalaya Mungesh Pur	34	Mc Pry Co-Ed School Harewali
14	Nagar Nigam Bal Vidyalaya Mungesh Pur	35	Mc Pry School (Girls) Dariya Pur Kalan
15	Nagar Nigam Bal Vidyalaya Mungesh Pur	36	Mc Pry School (Girls) Dariya Pur Kalan
16	Nagar Nigam Bal Vidyalaya Mungesh Pur	37	Mc Pry School (Girls) Dariya Pur Kalan
17	Mc Pry Co-Ed School Katewara	38	Mc Pry School (Girls) Dariya Pur Kalan
18	Mc Pry Co-Ed School Katewara	39	Mc Pry School (Girls) Dariya Pur Kalan
19	Mc Pry Co-Ed School Katewara	40	Mc Pry (New) Girls School Auchandi Road (Bawana, Delhi) Bawana, Delhi
20	Mc Pry School Co-Ed (Bajit Pur Thakran) Bajit Pur Thakran	41	Mc Pry (New) Girls School Auchandi Road (Bawana, Delhi) Bawana, Delhi
21	Mc Pry School Co-Ed (Bajit Pur Thakran) Bajit Pur Thakran	42	Nigam Pratibha Bal Vidylaya Delhi Road Bawana

Contd....

Polling Station Level Election Results

Polling Station-wise Votes Secured by Overall Top Five Parties in Bawana Assembly in Assembly Election (AE) under North West Delhi Parliamentary Constituency in Delhi (2020)

Number of Polling Station	Winner - Jai Bhagwan (AAP)	Runner-up - Ravinder Kumar (BJP)	3rd - Surender Kumar (INC)	4th - Ranjit Ram (BSP)	5th - Abhipsa Chauhan (CPI)	NOTA	Other	Total Votes Secured
36	83	327	34	2	2	4	1	453
37	107	484	34	2	5	3	0	635
38	185	509	86	0	7	4	2	793
39	516	276	77	11	7	1	6	894
40	235	307	95	4	4	6	5	656
41	162	305	77	1	8	2	1	556
42	102	301	26	1	4	2	0	436
43	118	338	49	1	4	3	1	514
44	92	207	55	2	2	1	0	359
45	99	426	84	2	0	0	0	611
46	84	334	39	1	2	3	0	463
47	158	262	202	0	6	5	2	635
48	105	178	106	0	1	3	1	394
49	220	376	152	4	6	5	1	764
50	72	261	46	1	2	2	0	384
51	143	260	238	5	9	5	5	665
52	113	509	101	1	4	4	3	735
53	136	242	174	4	3	4	0	563
54	198	276	144	1	1	4	0	624
55	63	191	83	0	4	4	1	346
56	77	159	24	0	0	3	0	263
57	149	340	62	0	4	2	1	558
58	63	173	25	0	0	1	2	264
59	129	353	58	1	3	2	0	546
60	133	174	74	0	5	5	0	391
61	176	393	56	0	1	4	0	630
62	176	322	69	0	3	2	2	574
63	166	234	92	3	3	1	0	499
64	140	178	84	2	3	0	1	408
65	154	305	56	2	2	3	1	523
66	168	298	86	3	4	1	1	561
67	174	348	57	2	2	2	1	586
68	133	240	40	1	1	1	1	417
69	159	397	54	0	3	2	1	616
70	337	185	63	8	6	6	7	612

Contd....

Polling Station Level Election Results

Winner, Runner-up and 3rd Party Position & Winning Margin According to Polling Stations in Bawana Assembly in Assembly Election (AE) under North West Delhi Parliamentary Constituency in Delhi (2020)

Polling Station Number	Winner Party	Winner Votes (%)	Runner-up Party	Runner-up Votes (%)	Winning Margin Votes (%)	Third Party	Third Party Votes (%)	Other Votes (%)
71	BJP	118 (48.56)	AAP	102 (41.98)	16 (6.58)	INC	18 (7.41)	5 (2.06)
72	AAP	608 (71.03)	BJP	162 (18.93)	446 (52.1)	INC	59 (6.89)	27 (3.15)
73	AAP	448 (66.47)	BJP	162 (24.04)	286 (42.43)	INC	49 (7.27)	15 (2.23)
74	AAP	483 (68.51)	BJP	141 (20)	342 (48.51)	INC	60 (8.51)	21 (2.98)
75	AAP	309 (64.78)	BJP	122 (25.58)	187 (39.2)	INC	35 (7.34)	11 (2.31)
76	AAP	327 (69.13)	BJP	96 (20.3)	231 (48.83)	INC	37 (7.82)	13 (2.75)
77	AAP	333 (74.5)	BJP	70 (15.66)	263 (58.84)	INC	36 (8.05)	8 (1.79)
78	AAP	364 (75.99)	BJP	64 (13.36)	300 (62.63)	INC	40 (8.35)	11 (2.3)
79	AAP	298 (69.14)	BJP	88 (20.42)	210 (48.72)	INC	35 (8.12)	10 (2.32)
80	AAP	180 (58.82)	BJP	107 (34.97)	73 (23.85)	INC	9 (2.94)	10 (3.27)
81	AAP	549 (71.76)	BJP	157 (20.52)	392 (51.24)	INC	44 (5.75)	15 (1.96)
82	AAP	519 (75.33)	BJP	126 (18.29)	393 (57.04)	INC	33 (4.79)	11 (1.6)
83	AAP	419 (64.96)	BJP	180 (27.91)	239 (37.05)	INC	36 (5.58)	10 (1.55)
84	AAP	349 (75.87)	BJP	74 (16.09)	275 (59.78)	INC	27 (5.87)	10 (2.17)
85	AAP	461 (71.7)	BJP	120 (18.66)	341 (53.04)	INC	48 (7.47)	14 (2.18)
86	AAP	283 (76.9)	BJP	55 (14.95)	228 (61.95)	INC	22 (5.98)	8 (2.17)
87	AAP	503 (64.82)	BJP	203 (26.16)	300 (38.66)	INC	46 (5.93)	24 (3.09)
88	AAP	193 (57.78)	BJP	121 (36.23)	72 (21.55)	INC	10 (2.99)	10 (2.99)
89	AAP	395 (69.66)	BJP	90 (15.87)	305 (53.79)	INC	66 (11.64)	16 (2.82)
90	AAP	464 (74.36)	BJP	110 (17.63)	354 (56.73)	INC	44 (7.05)	6 (0.96)
91	AAP	282 (63.66)	BJP	134 (30.25)	148 (33.41)	INC	18 (4.06)	9 (2.03)
92	AAP	365 (60.13)	BJP	191 (31.47)	174 (28.66)	INC	43 (7.08)	8 (1.32)
93	AAP	222 (55.78)	BJP	147 (36.93)	75 (18.85)	INC	22 (5.53)	7 (1.76)
94	AAP	275 (63.36)	BJP	119 (27.42)	156 (35.94)	INC	30 (6.91)	10 (2.3)
95	AAP	485 (78.1)	BJP	82 (13.2)	403 (64.9)	INC	44 (7.09)	10 (1.61)
96	AAP	365 (72.71)	BJP	90 (17.93)	275 (54.78)	INC	38 (7.57)	9 (1.79)
97	AAP	303 (73.9)	BJP	68 (16.59)	235 (57.31)	INC	35 (8.54)	4 (0.98)
98	AAP	358 (77.49)	BJP	76 (16.45)	282 (61.04)	INC	21 (4.55)	7 (1.52)
99	AAP	527 (71.7)	BJP	135 (18.37)	392 (53.33)	INC	54 (7.35)	19 (2.59)
100	AAP	400 (66.89)	BJP	153 (25.59)	247 (41.3)	INC	37 (6.19)	8 (1.34)
101	AAP	461 (56.5)	BJP	300 (36.76)	161 (19.74)	INC	28 (3.43)	27 (3.31)
102	AAP	271 (53.35)	BJP	199 (39.17)	72 (14.18)	INC	22 (4.33)	16 (3.15)
103	AAP	446 (59.95)	BJP	234 (31.45)	212 (28.5)	INC	32 (4.3)	32 (4.3)
104	AAP	268 (56.3)	BJP	178 (37.39)	90 (18.91)	INC	20 (4.2)	10 (2.1)
105	BJP	257 (49.23)	AAP	220 (42.15)	37 (7.08)	INC	33 (6.32)	12 (2.3)

Contd....

MCD Election Results

Number and Name of Ward (2017)

Number of Ward	Name of Ward	Number of Ward	Name of Ward
029N	Nangal Thakran		
030N	Bawana		
031N	Pooth Khurd		
032N	Rohini-C		
033N	Begumpur		
034N	Rohini-D		

Number and Name of Ward (2012)

Number of Ward	Name of Ward	Number of Ward	Name of Ward
25	Pooth Kalan		
26	Sahibabad Daulat Pur (SC)		
27	Begumpur (W)		
28	Bawana		

MCD Election Results

Ward-wise Winner & Runner-up in Bawana Assembly Constituency (MCD Election 2017)

MCD Ward Number	Winner Party	Winner Votes (%)	Runner-up Party	Runner-up Votes (%)	Winning Margin Votes (%)
029N	IND (P)	11370 (35.07)	BJP	9310 (28.72)	2060 (6.35)
030N	BJP	8343 (34.36)	BSP	5356 (22.06)	2987 (12.3)
031N	BJP	11272 (45.57)	INC	7033 (28.43)	4239 (17.14)
032N	BSP	10621 (35.28)	BJP	7952 (26.41)	2669 (8.87)
033N	AAP	10235 (42.01)	BJP	6662 (27.34)	3573 (14.67)
034N	BJP	10291 (34.46)	INC	6961 (23.31)	3330 (11.15)

MCD Election Results

Summary Result of Ward 029 N (Nangal Thakran) : MCD Election - 2017

Candidate Name	Party	Votes	Votes%
Ward 029 N : Nangal Thakran			
Poonam	IND	11370	35.07
Aarti	BJP	9310	28.72
Meena	AAP	6689	20.63
Neelam	INC	2893	8.92
Neelam Dabas	INLD	1689	5.21
Basanti Devi	BSP	245	0.76
Jaikul	IND	95	0.29
	NOTA	131	0.4

DISCLAIMER

The Terms of Use and Disclaimer of Datanet India Private Limited (hereinafter referred to as "Datanet") for use of this analysis report of **Bawana Assembly Constituency (Bawana Vidhan Sabha)** :-

1. **Assembly Factbook™** is a Registered Trade Mark owned by Datanet.
2. All the maps are sketched and graphical representation only and have not been drawn to the scale and also not to represent the actual geographical area or boundary of the unit.
3. The data for the aforesaid analysis is based on authentic sources and has been culled from the various publications of Census, CSO and NSSO for district and block level data, various central and state government departments, Central & State Elections Commissions and the concerned Returning Officers' releases, Electoral Rolls, Election results and allied publications, internal assessment, surveys, estimates and analysis. Therefore, certain adjustment of data at micro level may have been done to arrive closer to the macro data.
4. Data have been provided on an "As Is" and "As AVAILABLE" basis
5. The colours shown in the maps or diagram and charts of a particular party, alliance or AC are indicative and do not represent them.
6. This publication which includes maps, sheets, graphs and data would be the property under copyright of Datanet only. The user may use these for its internal study, analysis and research purposes. It's public display, re-selling or any commercial uses by the user are not allowed.
7. Datanet has taken due care and caution in compilation and processing of data and allied information, but does not guarantee the accuracy, adequacy or completeness of any information/analysis and will be not responsible for any errors or omissions or for the results obtained from the use of such information/analysis.
8. All the contents for the publication have been culled from various authentic sources and Datanet reasonably believes such sources to be reliable, but does not make any representations, express or implied as to the accuracy or fitness of use of such information. The information or contents of the information/analysis do not constitute advice and should not be relied upon in making (or refraining from making) any decision. Any reliance placed upon the information provided by Datanet is the sole responsibility and strictly at the user's risk.
9. In no event will Datanet be liable for any damages (including, without limitation, damages for loss of business projects, or loss of profits) arising in contract, tort or otherwise from the use of or inability to use any of its contents, or from any action taken (or refrained from being taken) as a result of using the analysis or any of its contents. Datanet its directors, owners, editors, officials, employees, distributor and agents or any associate will not be liable for any errors in the information contained or any consequences arising from the use of the contents of the provided information/analysis.
10. If any provision of these terms and conditions is held invalid or illegal or unenforceable for any reason by any court of competent jurisdiction, such provision shall be severed and the remainder of provisions of the terms and conditions shall continue in full force and effect as if the Term of Use had been executed with the invalid, illegal or unenforceable provision eliminated.
11. If there are any discrepancies in the information provided, please bring it to attention of Datanet for suitable rectification measures.

Buy Online This Complete Book At
Datanet India eBooks Store

www.indiastatpublications.com

or go directly at

[http://www.indiastatpublications.com/
Assembly_factbook/Delhi/North_West_Delhi/Bawana](http://www.indiastatpublications.com/Assembly_factbook/Delhi/North_West_Delhi/Bawana)



i **india**stat**elections**

ISBN : 978-93-5293-403-4



9 789352 934034