



Delhi

Assembly Factbook™

Nangloi Jat Assembly Constituency

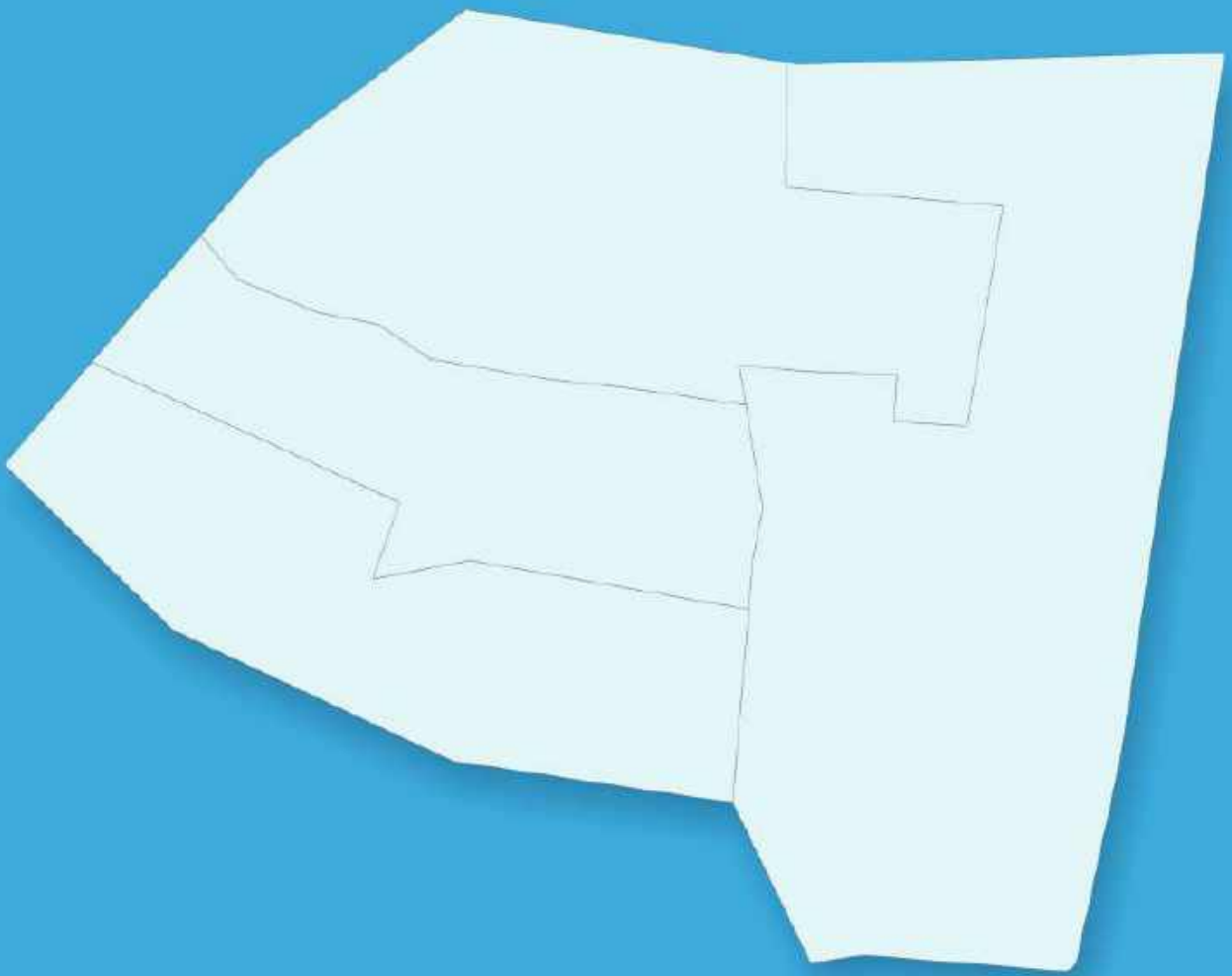


Key Electoral Data of Nangloi Jat
Assembly Constituency (Vidhan Sabha)

Delhi

Assembly Factbook™

Nangloi Jat Assembly Constituency



Nangloi Jat Vidhan Sabha

Editor & Director

Dr. R.K. Thukral

Research Editor

Dr. Shafeeq Rahman

Compiled, Researched and Published by Datanet India Pvt. Ltd.

D-100, 1st Floor,

Okhla Industrial Area, Phase-I,
New Delhi- 110020.

Ph.: 91-11- 43580781-84

Email : support@indiastatpublications.com

Website : www.indiastatelections.com

Online Book Store :

www.indiastatpublications.com

Report No. : AFB/DL-11-0125

ISBN : 978-93-5293-437-9

First Edition : January, 2018

Eighth Updated Edition : January, 2025

Price : Rs. 11500/-

US\$ 310

© **Datanet India Pvt. Ltd.**

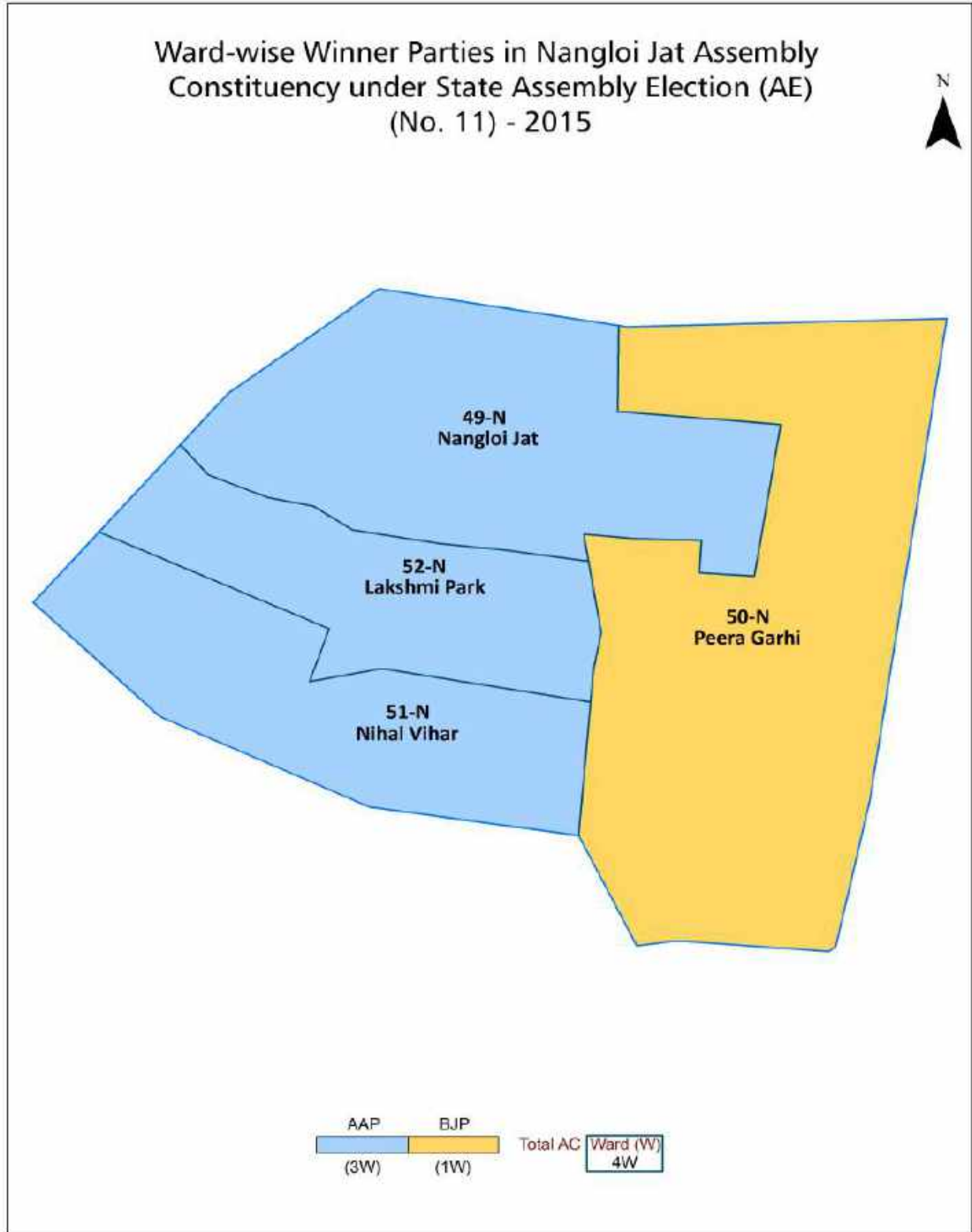
All rights reserved. No part of this book may be reproduced, stored in a retrieval system or transmitted in any form or by any means, mechanical photocopying, photographing, scanning, recording or otherwise without the prior written permission of the publisher. Please refer to Disclaimer at page no. 205 for the use of this publication.

Printed in India

Contents

No.	Particulars	Page No.
1	Introduction Assembly Constituency at a Glance Features of Assembly as per Delimitation Commission of India (2008)	1-2
2	Location and Political Maps Location Map Boundaries of Assembly Constituency in District Boundaries of Assembly Constituency under Parliamentary Constituency Ward-wise Winner Parties- 2025, 2024, 2020, 2019, 2015, 2014, 2013, 2009 and 2008	3-11
3	Administrative Setup & Demographics (2011) Ward Name Ward Number Population Population by Ward Sex Ratio Religious Population Social Population	12
4	Electoral Features Important Dates of Last Elections Held Electors by Gender Service Electors Voters Voters Turnout Polling Stations & Average Number of Electors per Polling Station Electors by Age Group Present Elected Representatives	13-18
5	Historical Summary Election Results Vote Share of Major Parties Winning Margin (Number & Percentage Polarity Summary Result of Assembly Segment of Parliamentary Election 2024, 2019, 2014, 2009, 2004 and 1999 Summary Result of Assembly Elections 2025, 2020, 2015, 2013, 2008, 2003, 1998, 1993, 1972 and 1952	19-35
6	Polling Station Level Election Results Name and Number of Polling Station 2025, 2024, 2020, 2019, 2015, 2014, 2013, 2009 and 2008 Polling Station-wise Electoral, Voter & Voter Turnout 2025, 2024, 2020, 2019, 2015, 2014, 2013, 2009 and 2008 Polling Station wise Elections Results 2025, 2024, 2020, 2019, 2015, 2014, 2013, 2009 & 2008	36-187
7	MCD Ward Election Result MCD Election 2017 and 2012	188-198
8	Share of Assembly Constituency Share of Assembly Constituency in State and Parliamentary Constituency	199
9	Abbreviation & Sources	202-203
10	Disclaimer	205

Location & Political Map

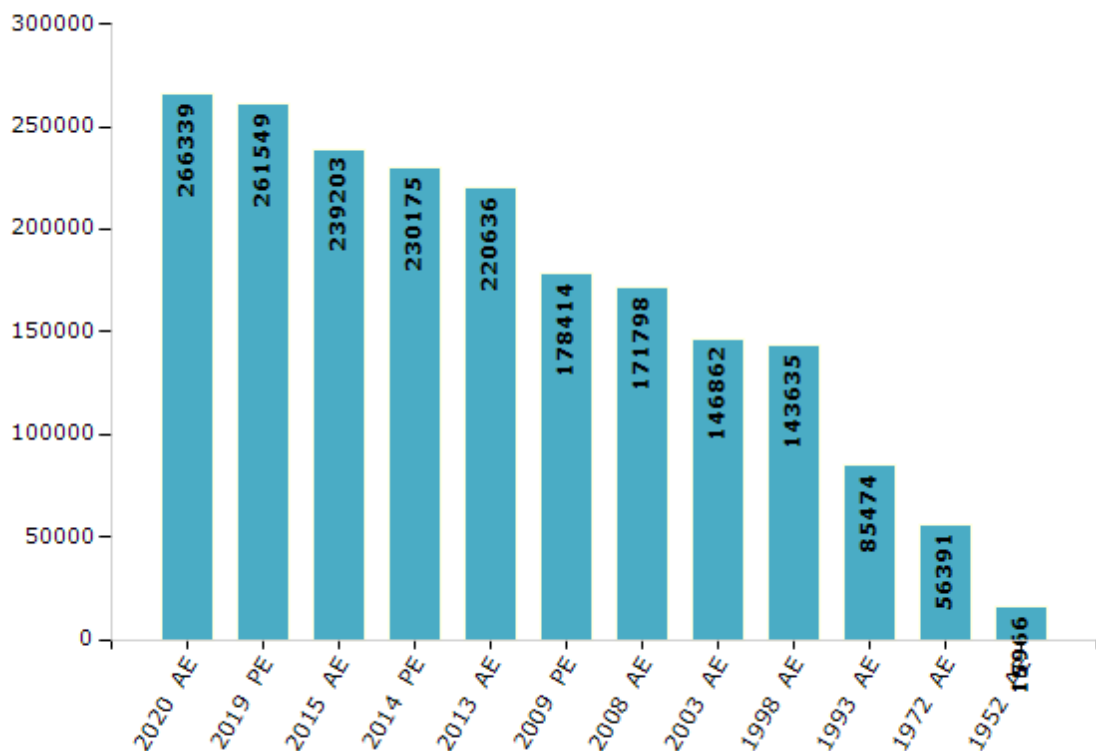


Electoral Features

Electors by Male & Female

Year	Male	Female	Others	Total	Year	Male	Female	Others	Total
2020 AE	148498	117834	7	266339	2003 AE	82321	64541	-	146862
2019 PE	146209	115334	6	261549	1999 PE	-	-	-	-
2015 AE	134484	104711	8	239203	1998 AE	82262	61373	-	143635
2014 PE	129354	100812	9	230175	1993 AE	47011	38463	-	85474
2013 AE	123904	96726	6	220636	1983 AE	-	-	-	-
2009 PE	100477	77937	0	178414	1977 AE	-	-	-	-
2008 AE	96537	75261	-	171798	1972 AE	30612	25779	-	56391
2004 PE	-	-	-	-	1952 AE	-	-	-	15966

Number of Electors

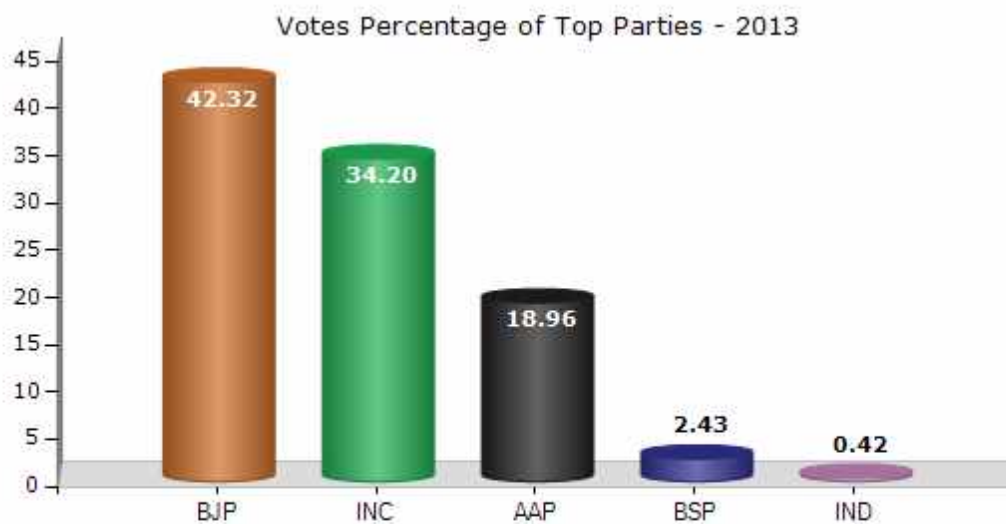


Note : AE : Assembly Election, PE : Assembly Segment of Parliamentary Election

Historical Summary Election Results

Summary Result of Assembly Election - 2013

Candidate Name	Party	Votes	Votes %
Manoj Kumar Shokeen	BJP	57449	42.32
Dr. Bijender Singh	INC	46434	34.2
Naveen Mehta	AAP	25743	18.96
Md. Saleem Saify	BSP	3299	2.43
Lal Dass	IND	564	0.42
Naresh Kumar	IND	216	0.16
Rattan Gupta (Advocate)	IND	171	0.13
Ved Prakash	BPC	146	0.11
Bijender Singh	IND	130	0.1
Abhishek Verma	DJP	129	0.1
Avtar Singh	JKNPP	115	0.08
Dr. Tarun Kumar	VSP	114	0.08
Ashok Singh	RVNP	84	0.06
	NOTA	1171	0.86



Polling Station Level Election Results

Number and Name of Polling Stations (PS) (2020)

Number of Polling Stations	Name of Polling Stations	Number of Polling Stations	Name of Polling Stations
1	Govt.Sarvodaya Boys/Girls Vidyalaya Main Rohtak Road Nangloi Delhi	22	Surya Public School Bhooto Wali Gali
2	Govt.Sarvodaya Boys/Girls Vidyalaya Main Rohtak Road Nangloi Delhi	23	Surya Public School Bhooto Wali Gali
3	Govt.Sarvodaya Boys/Girls Vidyalaya Main Rohtak Road Nangloi Delhi	24	Mc Pry. School Nangloi (Inner) Saini Mohalla Nangloi
4	Nagar Nigam Prathmik Bal/Balika Vidhyalaya No.- 2 J.J. Colony No.1 Nangloi	25	Mc Pry. School Nangloi (Inner) Saini Mohalla Nangloi
5	Nagar Nigam Prathmik Bal/Balika Vidhyalaya No.- 2 J.J. Colony No.1 Nangloi	26	Mc Pry. School Nangloi (Inner) Saini Mohalla Nangloi
6	Nagar Nigam Prathmik Bal/Balika Vidhyalaya No.- 2 J.J. Colony No.1 Nangloi	27	Mc Pry. School Nangloi (Inner) Saini Mohalla Nangloi
7	Nagar Nigam Prathmik Bal/Balika Vidhyalaya No.- 2 J.J. Colony No.1 Nangloi	28	Mc Pry. School Nangloi (Inner) Saini Mohalla Nangloi
8	Nagar Nigam Prathmik Bal/Balika Vidhyalaya No.- 2 J.J. Colony No.1 Nangloi	29	Office Of Executive Engineer, Irrigation & Flood Control Main Rohtak Road Nangloi, Near Dtc Depot Nangloi,
9	Nagar Nigam Prathmik Bal/Balika Vidhyalaya No.- 2 J.J. Colony No.1 Nangloi	30	Office Of Executive Engineer, Irrigation & Flood Control Main Rohtak Road Nangloi, Near Dtc Depot Nangloi,
10	Nagar Nigam Prathmik Bal/Balika Vidhyalaya No.- 2 J.J. Colony No.1 Nangloi	31	Office Of Executive Engineer, Irrigation & Flood Control Main Rohtak Road Nangloi, Near Dtc Depot Nangloi,
11	Nagar Nigam Prathmik Bal/Balika Vidhyalaya No.- 2 J.J. Colony No.1 Nangloi	32	Mc Pry. School A-1, Jwala Puri
12	Nagar Nigam Prathmik Bal/Balika Vidhyalaya No.- 2 J.J. Colony No.1 Nangloi	33	Mc Pry. School A-1, Jwala Puri
13	Nagar Nigam Prathmik Bal/Balika Vidhyalaya No.- 2 J.J. Colony No.1 Nangloi	34	Mc Pry. School A-1, Jwala Puri
14	Surya Public School Bhooto Wali Gali	35	Mc Pry. School A-1, Jwala Puri
15	Mc Pry. School Nangloi (Inner) Saini Mohalla Nangloi	36	Mc Pry. School A-1, Jwala Puri
16	Surya Public School Bhooto Wali Gali	37	Mc Pry. School A-1, Jwala Puri
17	Surya Public School Bhooto Wali Gali	38	Mc Pry. Girls/Boys School B-I/Ii Jawala Puri
18	Surya Public School Bhooto Wali Gali	39	Mc Pry. Girls/Boys School B-I/Ii Jawala Puri
19	Mc Pry. School Nangloi (Inner) Saini Mohalla Nangloi	40	Mc Pry. Girls/Boys School B-I/Ii Jawala Puri
20	Surya Public School Bhooto Wali Gali	41	Mc Pry. Girls/Boys School B-I/Ii Jawala Puri
21	Surya Public School Bhooto Wali Gali	42	Mc Pry. Girls/Boys School B-I/Ii Jawala Puri

Contd....

Polling Station Level Election Results

Polling Station-wise Votes Secured by Overall Top Five Parties in Nangloi Jat Assembly in Assembly Election (AE) under North West Delhi Parliamentary Constituency in Delhi (2020)

Number of Polling Station	Winner - Raghuvinder Shokeen (AAP)	Runner-up - Suman Lata (BJP)	3rd - Mandeep Singh (INC)	4th - Sandeep (BSP)	5th - Rakesh Sharma (IND)	NOTA	Other	Total Votes Secured
36	389	251	31	3	4	1	6	685
37	248	153	34	2	3	0	2	442
38	522	308	34	7	2	1	8	882
39	315	218	18	5	1	4	3	564
40	449	333	24	5	0	4	3	818
41	303	149	28	3	5	2	6	496
42	287	156	14	3	0	2	4	466
43	460	194	29	14	4	3	5	709
44	440	162	11	10	3	1	3	630
45	571	264	49	27	2	7	13	933
46	332	206	22	17	2	1	5	585
47	322	143	41	17	3	1	4	531
48	486	221	30	36	7	3	7	790
49	346	166	19	22	0	2	6	561
50	273	117	16	4	6	3	2	421
51	588	157	58	5	6	5	7	826
52	445	163	55	3	5	6	2	679
53	183	39	28	10	0	1	3	264
54	188	47	21	12	2	2	1	273
55	252	62	23	35	14	4	7	397
56	232	342	22	2	2	5	2	607
57	234	307	25	2	1	5	1	575
58	232	219	36	1	0	6	2	496
59	258	318	18	1	0	3	1	599
60	237	453	31	0	0	5	2	728
61	297	273	18	1	3	4	2	598
62	271	450	47	1	0	5	2	776
63	244	336	27	0	0	9	1	617
64	156	249	22	0	0	2	0	429
65	236	371	38	2	1	6	3	657
66	260	342	69	1	2	3	2	679
67	204	200	28	1	0	1	5	439
68	268	306	62	2	0	3	4	645
69	250	316	32	1	2	5	0	606
70	353	299	40	8	4	6	1	711

Contd....

Polling Station Level Election Results

Winner, Runner-up and 3rd Party Position & Winning Margin According to Polling Stations in Nangloi Jat Assembly in Assembly Election (AE) under North West Delhi Parliamentary Constituency in Delhi (2020)

Polling Station Number	Winner Party	Winner Votes (%)	Runner-up Party	Runner-up Votes (%)	Winning Margin Votes (%)	Third Party	Third Party Votes (%)	Other Votes (%)
71	AAP	260 (54.74)	BJP	202 (42.53)	58 (12.21)	INC	10 (2.11)	3 (0.63)
72	AAP	409 (65.13)	BJP	166 (26.43)	243 (38.7)	INC	36 (5.73)	17 (2.71)
73	AAP	337 (62.64)	BJP	144 (26.77)	193 (35.87)	INC	33 (6.13)	24 (4.46)
74	AAP	324 (56.74)	BJP	185 (32.4)	139 (24.34)	INC	28 (4.9)	34 (5.95)
75	AAP	299 (59.21)	BJP	159 (31.49)	140 (27.72)	INC	32 (6.34)	15 (2.97)
76	BJP	463 (56.05)	AAP	330 (39.95)	133 (16.1)	INC	25 (3.03)	8 (0.97)
77	BJP	418 (57.89)	AAP	266 (36.84)	152 (21.05)	INC	21 (2.91)	17 (2.35)
78	BJP	268 (50.38)	AAP	232 (43.61)	36 (6.77)	INC	23 (4.32)	9 (1.69)
79	BJP	191 (57.36)	AAP	128 (38.44)	63 (18.92)	INC	10 (3)	4 (1.2)
80	BJP	384 (51.68)	AAP	332 (44.68)	52 (7)	INC	12 (1.62)	15 (2.02)
81	BJP	342 (54.03)	AAP	245 (38.7)	97 (15.33)	INC	31 (4.9)	15 (2.37)
82	AAP	200 (48.66)	BJP	195 (47.45)	5 (1.21)	INC	10 (2.43)	6 (1.46)
83	BJP	385 (61.11)	AAP	205 (32.54)	180 (28.57)	INC	27 (4.29)	13 (2.06)
84	BJP	458 (57.68)	AAP	285 (35.89)	173 (21.79)	INC	38 (4.79)	13 (1.64)
85	AAP	259 (53.18)	BJP	175 (35.93)	84 (17.25)	INC	46 (9.45)	7 (1.44)
86	AAP	259 (48.23)	BJP	245 (45.62)	14 (2.61)	INC	24 (4.47)	9 (1.68)
87	AAP	283 (50.09)	BJP	255 (45.13)	28 (4.96)	INC	22 (3.89)	5 (0.88)
88	AAP	325 (56.72)	BJP	202 (35.25)	123 (21.47)	INC	33 (5.76)	13 (2.27)
89	AAP	213 (56.65)	BJP	148 (39.36)	65 (17.29)	INC	12 (3.19)	3 (0.8)
90	AAP	361 (58.89)	BJP	215 (35.07)	146 (23.82)	INC	22 (3.59)	15 (2.45)
91	AAP	265 (54.64)	BJP	177 (36.49)	88 (18.15)	INC	36 (7.42)	7 (1.44)
92	AAP	274 (47.24)	BJP	238 (41.03)	36 (6.21)	INC	57 (9.83)	11 (1.9)
93	AAP	274 (47.24)	BJP	241 (41.55)	33 (5.69)	INC	48 (8.28)	17 (2.93)
94	AAP	366 (49.73)	BJP	324 (44.02)	42 (5.71)	INC	37 (5.03)	9 (1.22)
95	AAP	240 (45.71)	BJP	228 (43.43)	12 (2.28)	INC	29 (5.52)	28 (5.33)
96	AAP	185 (54.9)	BJP	136 (40.36)	49 (14.54)	INC	9 (2.67)	7 (2.08)
97	BJP	405 (57.53)	AAP	261 (37.07)	144 (20.46)	INC	24 (3.41)	14 (1.99)
98	AAP	349 (49.79)	BJP	305 (43.51)	44 (6.28)	INC	38 (5.42)	9 (1.28)
99	AAP	242 (53.07)	BJP	199 (43.64)	43 (9.43)	INC	12 (2.63)	3 (0.66)
100	BJP	322 (53.49)	AAP	256 (42.52)	66 (10.97)	INC	16 (2.66)	8 (1.33)
101	BJP	398 (60.95)	AAP	232 (35.53)	166 (25.42)	INC	19 (2.91)	4 (0.61)
102	BJP	509 (61.47)	AAP	286 (34.54)	223 (26.93)	INC	21 (2.54)	12 (1.45)
103	BJP	357 (47.86)	AAP	352 (47.18)	5 (0.68)	INC	27 (3.62)	10 (1.34)
104	BJP	354 (48.96)	AAP	335 (46.33)	19 (2.63)	INC	20 (2.77)	14 (1.94)
105	BJP	314 (51.73)	AAP	266 (43.82)	48 (7.91)	INC	21 (3.46)	6 (0.99)

Contd....

MCD Election Results

Number and Name of Ward (2017)

Number of Ward	Name of Ward	Number of Ward	Name of Ward
049N	Nangloi Jat		
050N	Peera Garhi		
051N	Nihal Vihar		
052N	Lakshmi Park		

Number and Name of Ward (2012)

Number of Ward	Name of Ward	Number of Ward	Name of Ward
41	Guru Harikishan Nagar		
42	Peeragarhi (SC)		
43	Nangloi East (W)		
44	Quammruddin Nagar		

MCD Election Results

Ward-wise Winner & Runner-up in Nangloi Jat Assembly Constituency (MCD Election 2017)

MCD Ward Number	Winner Party	Winner Votes (%)	Runner-up Party	Runner-up Votes (%)	Winning Margin Votes (%)
049N	BJP	9944 (29.05)	INC	7877 (23.02)	2067 (6.03)
050N	BJP	13119 (49.8)	AAP	6100 (23.15)	7019 (26.65)
051N	BJP	11615 (38.47)	INC	8670 (28.71)	2945 (9.76)
052N	INC	11994 (38.59)	BJP	11182 (35.98)	812 (2.61)

MCD Election Results

Summary Result of Ward 049 N (Nangloi Jat) : MCD Election - 2017

Candidate Name	Party	Votes	Votes%
Ward 049 N : Nangloi Jat			
Mohit Kumar	BJP	9944	29.05
Prithvi Singh Rathore	INC	7877	23.02
Sanjay	AAP	6295	18.39
Ghanshyam Tanwar	IND	5271	15.4
Harish Kumar	BSP	1269	3.71
Parveen Baghri	AIFB	1133	3.31
Amit Kumar	IND	873	2.55
Mahesh	IND	585	1.71
Ram Chander	IND	230	0.67
Kamlesh	JD(U)	184	0.54
Vicky	JKNP	173	0.51
Manoj Kumar Badsiwal	IND	75	0.22
Lav Bhushan	IND	42	0.12
	NOTA	274	0.8

DISCLAIMER

The Terms of Use and Disclaimer of Datanet India Private Limited (hereinafter referred to as "Datanet") for use of this analysis report of **Nangloi Jat Assembly Constituency (Nangloi Jat Vidhan Sabha)** :-

1. **Assembly Factbook™** is a Registered Trade Mark owned by Datanet.
2. All the maps are sketched and graphical representation only and have not been drawn to the scale and also not to represent the actual geographical area or boundary of the unit.
3. The data for the aforesaid analysis is based on authentic sources and has been culled from the various publications of Census, CSO and NSSO for district and block level data, various central and state government departments, Central & State Elections Commissions and the concerned Returning Officers' releases, Electoral Rolls, Election results and allied publications, internal assessment, surveys, estimates and analysis. Therefore, certain adjustment of data at micro level may have been done to arrive closer to the macro data.
4. Data have been provided on an "As Is" and "As AVAILABLE" basis
5. The colours shown in the maps or diagram and charts of a particular party, alliance or AC are indicative and do not represent them.
6. This publication which includes maps, sheets, graphs and data would be the property under copyright of Datanet only. The user may use these for its internal study, analysis and research purposes. It's public display, re-selling or any commercial uses by the user are not allowed.
7. Datanet has taken due care and caution in compilation and processing of data and allied information, but does not guarantee the accuracy, adequacy or completeness of any information/analysis and will be not responsible for any errors or omissions or for the results obtained from the use of such information/analysis.
8. All the contents for the publication have been culled from various authentic sources and Datanet reasonably believes such sources to be reliable, but does not make any representations, express or implied as to the accuracy or fitness of use of such information. The information or contents of the information/analysis do not constitute advice and should not be relied upon in making (or refraining from making) any decision. Any reliance placed upon the information provided by Datanet is the sole responsibility and strictly at the user's risk.
9. In no event will Datanet be liable for any damages (including, without limitation, damages for loss of business projects, or loss of profits) arising in contract, tort or otherwise from the use of or inability to use any of its contents, or from any action taken (or refrained from being taken) as a result of using the analysis or any of its contents. Datanet its directors, owners, editors, officials, employees, distributor and agents or any associate will not be liable for any errors in the information contained or any consequences arising from the use of the contents of the provided information/analysis.
10. If any provision of these terms and conditions is held invalid or illegal or unenforceable for any reason by any court of competent jurisdiction, such provision shall be severed and the remainder of provisions of the terms and conditions shall continue in full force and effect as if the Term of Use had been executed with the invalid, illegal or unenforceable provision eliminated.
11. If there are any discrepancies in the information provided, please bring it to attention of Datanet for suitable rectification measures.

Buy Online This Complete Book At
Datanet India eBooks Store

www.indiastatpublications.com

or go directly at

[http://www.indiastatpublications.com/
Assembly_factbook/Delhi/North_West_Delhi/Nangloi_Jat](http://www.indiastatpublications.com/Assembly_factbook/Delhi/North_West_Delhi/Nangloi_Jat)

 **indiastat**elections

ISBN : 978-03-5293-437-9



9 789352 934379