



Delhi

Assembly Factbook™

Nerela Assembly Constituency

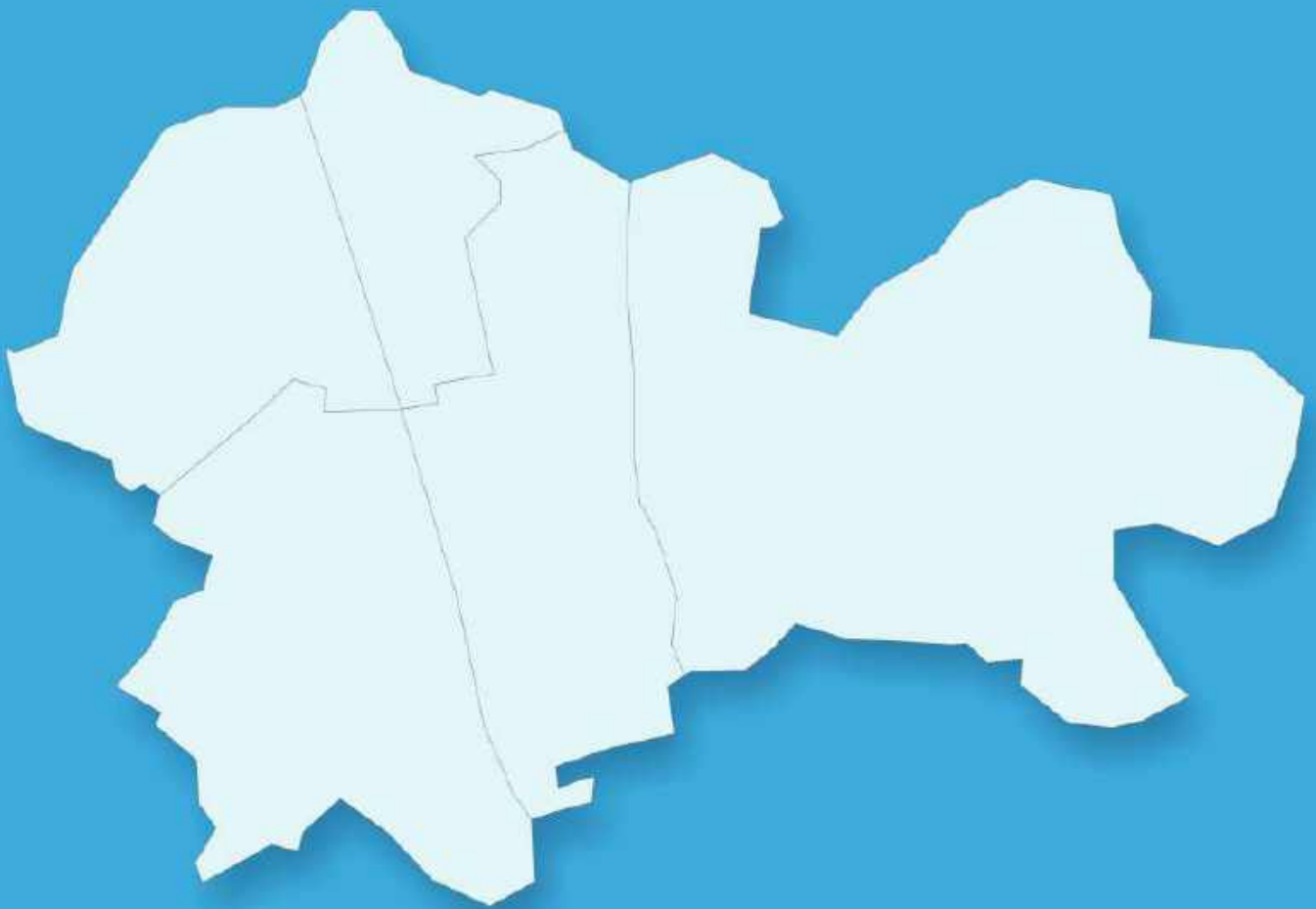


Key Electoral Data of Nerela
Assembly Constituency (Vidhan Sabha)

Delhi

Assembly Factbook™

Nerela Assembly Constituency



Nerela Vidhan Sabha

Editor & Director

Dr. R.K. Thukral

Research Editor

Dr. Shafeeq Rahman

Compiled, Researched and Published by Datanet India Pvt. Ltd.

D-100, 1st Floor,

Okhla Industrial Area, Phase-I,
New Delhi- 110020.

Ph.: 91-11- 43580781-84

Email : support@indiastatpublications.com

Website : www.indiastatelections.com

Online Book Store :

www.indiastatpublications.com

Report No. : AFB/DL-01-0125

ISBN : 978-93-5293-438-6

First Edition : January, 2018

Eighth Updated Edition : January, 2025

Price : Rs. 11500/-

US\$ 310

© Datanet India Pvt. Ltd.

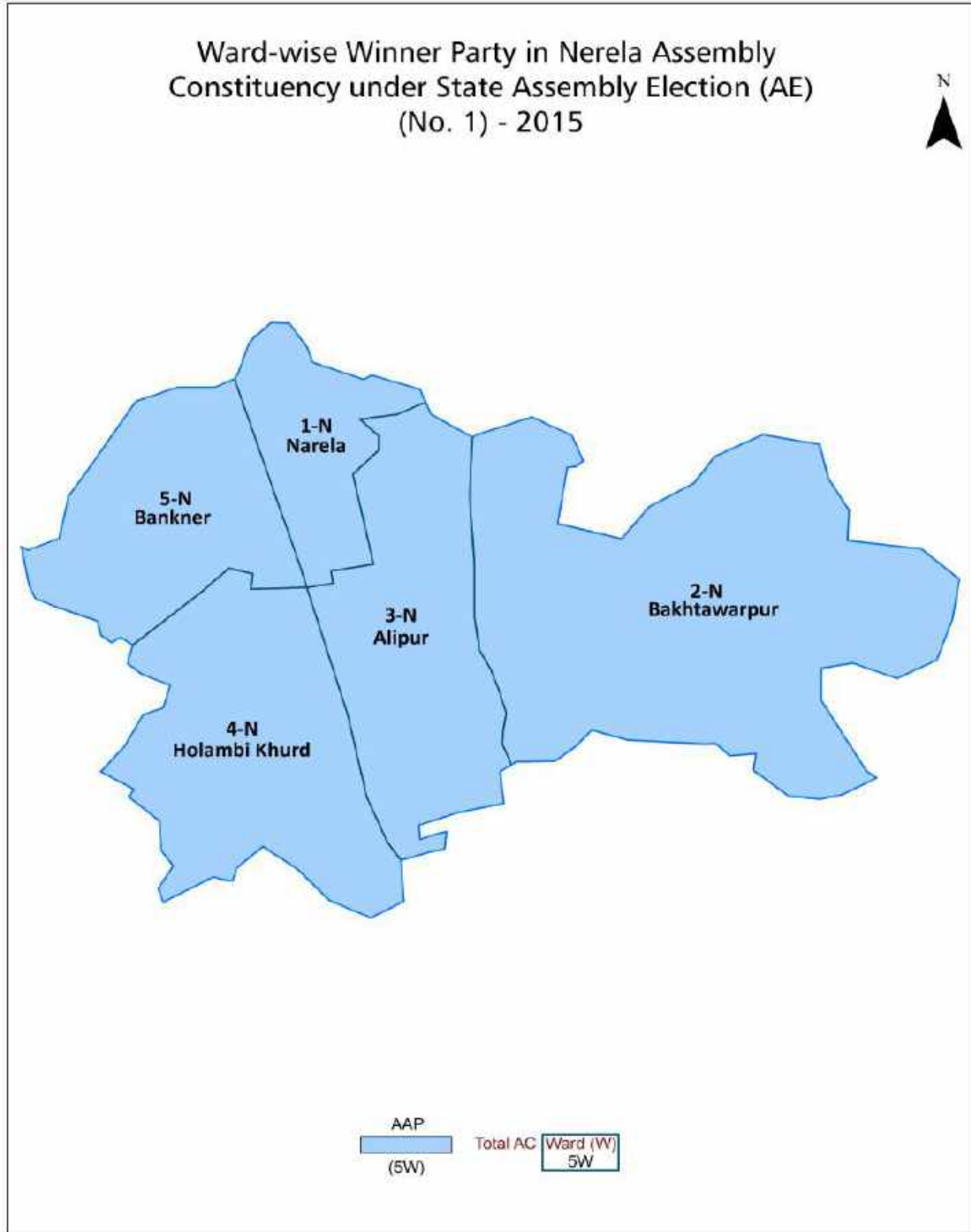
All rights reserved. No part of this book may be reproduced, stored in a retrieval system or transmitted in any form or by any means, mechanical photocopying, photographing, scanning, recording or otherwise without the prior written permission of the publisher. Please refer to Disclaimer at page no. 234 for the use of this publication.

Printed in India

Contents

No.	Particulars	Page No.
1	Introduction Assembly Constituency at a Glance Features of Assembly as per Delimitation Commission of India (2008)	1-2
2	Location and Political Maps Location Map Boundaries of Assembly Constituency in District Boundaries of Assembly Constituency under Parliamentary Constituency Ward-wise Winner Parties- 2025, 2024, 2020, 2019, 2015, 2014, 2013, 2009 and 2008	3-11
3	Administrative Setup & Demographics (2011) Ward Name Ward Number Population Population by Ward Sex Ratio Religious Population Social Population	12
4	Electoral Features Important Dates of Last Elections Held Electors by Gender Service Electors Voters Voters Turnout Polling Stations & Average Number of Electors per Polling Station Electors by Age Group Present Elected Representatives	13-18
5	Historical Summary Election Results Vote Share of Major Parties Winning Margin (Number & Percentage) Polarity Summary Result of Assembly Segment of Parliamentary Election 2024, 2019, 2014, 2009, 2004 and 1999 Summary Result of Assembly Elections 2025, 2020, 2015, 2013, 2008, 2003, 1998, 1993, 1983, 1977, 1972 and 1952	19-37
6	Polling Station Level Election Results Name and Number of Polling Station 2025, 2024, 2020, 2019, 2015, 2014, 2013, 2009 and 2008 Polling Station-wise Electoral, Voter & Voter Turnout 2025, 2024, 2020, 2019, 2015, 2014, 2013, 2009 and 2008 Polling Station wise Elections Results 2025, 2024, 2020, 2019, 2015, 2014, 2013, 2009 & 2008	38-215
7	MCD Ward Election Result MCD Election 2017 and 2012	216-227
8	Share of Assembly Constituency Share of Assembly Constituency in State and Parliamentary Constituency	228
9	Abbreviation & Sources	231-232
10	Disclaimer	234

Location & Political Map

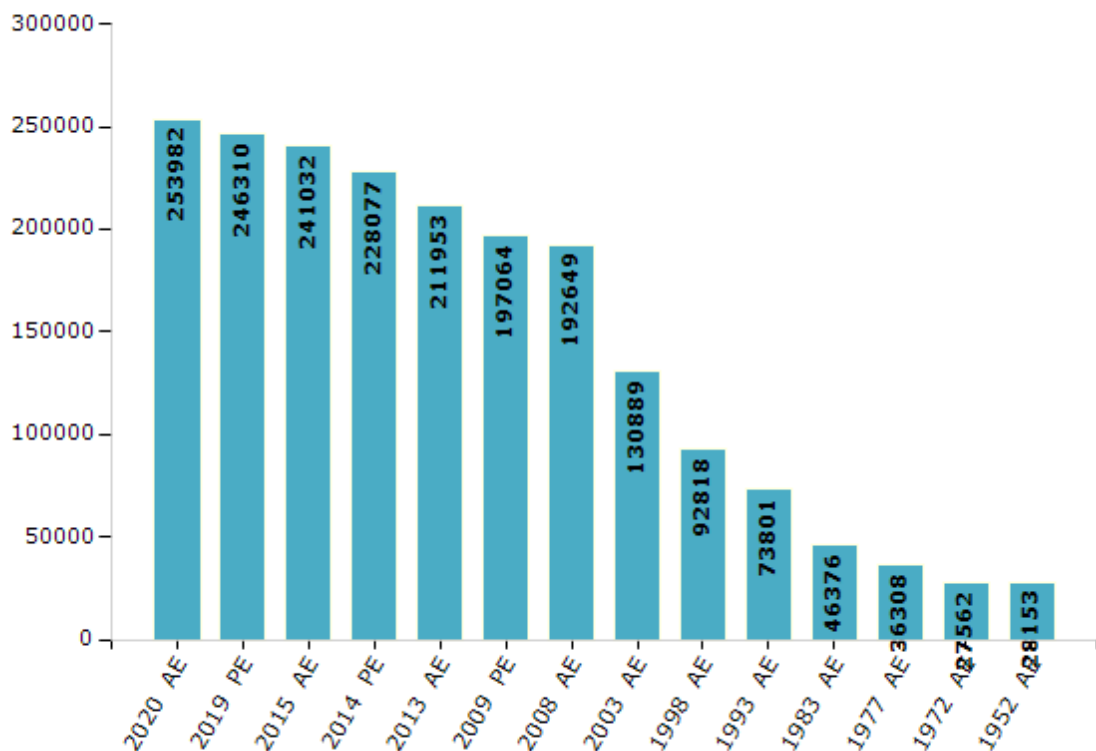


Electoral Features

Electors by Male & Female

Year	Male	Female	Others	Total	Year	Male	Female	Others	Total
2020 AE	140224	113751	7	253982	2003 AE	73623	57266	-	130889
2019 PE	135975	110329	6	246310	1999 PE	-	-	-	-
2015 AE	134149	106866	17	241032	1998 AE	51315	41503	-	92818
2014 PE	127092	100968	17	228077	1993 AE	40592	33209	-	73801
2013 AE	118069	93870	14	211953	1983 AE	26119	20257	-	46376
2009 PE	110627	86437	0	197064	1977 AE	19732	16576	-	36308
2008 AE	108080	84569	-	192649	1972 AE	15144	12418	-	27562
2004 PE	-	-	-	-	1952 AE	-	-	-	28153

Number of Electors

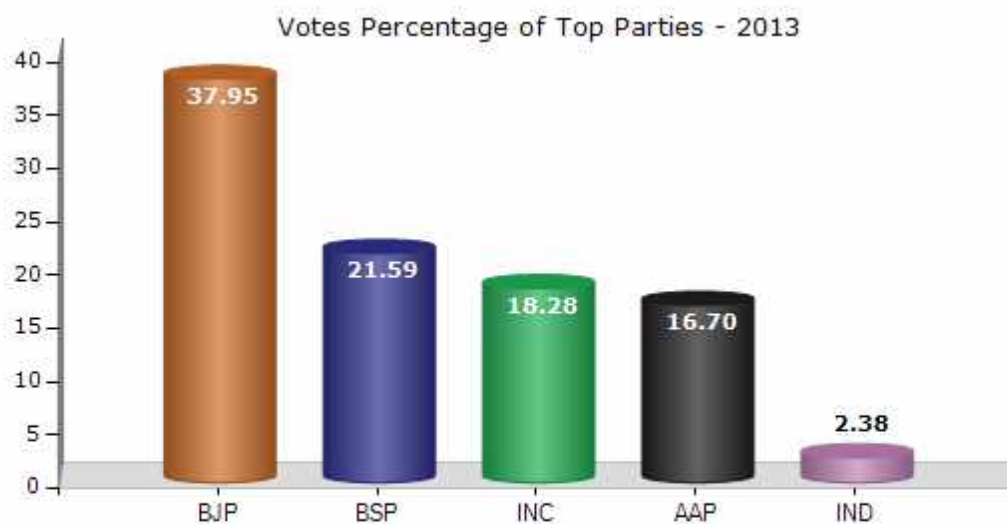


Note : AE : Assembly Election, PE : Assembly Segment of Parliamentary Election

Historical Summary Election Results

Summary Result of Assembly Election - 2013

Candidate Name	Party	Votes	Votes %
Neel Daman Khatri	BJP	54622	37.95
Virender	BSP	31077	21.59
Jaswant Singh	INC	26311	18.28
Baljit Singh Mann	AAP	24031	16.7
Ram Gopal Sharma	IND	3426	2.38
Sanjeev Kumar Rana	CPI	643	0.45
Ajay Mudgil	IND	633	0.44
Md Yakub Sidaki	JD(U)	520	0.36
Ajit Singh	INLD	481	0.33
Rohtash	CPI(ML)(L)	338	0.23
Ajay Kumar	SP	285	0.2
Satish	LJP	266	0.18
Pravesh	AA S P	210	0.15
Shamim	PECP	163	0.11
	NOTA	931	0.65



Polling Station Level Election Results

Number and Name of Polling Stations (PS) (2020)

Number of Polling Stations	Name of Polling Stations	Number of Polling Stations	Name of Polling Stations
1	Nagar Nigam Prathmik (Co-Ed) Utkrisht School Village Lampur Village Lampur	22	North M.C.D Primary School, Pana Mamurpur
2	Nagar Nigam Prathmik (Co-Ed) Utkrisht School Village Lampur Village Lampur	23	North M.C.D Primary School, Pana Mamurpur
3	North M.C.D Nigam Pratibha Bal Vidyalaya Village Bankner	24	North M.C.D Primary School, Pana Mamurpur
4	North M.C.D Nigam Pratibha Bal Vidyalaya Village Bankner	25	Govt. Sarvodaya Kanya Vidyalaya No 2 Narela
5	North M.C.D Nigam Pratibha Bal Vidyalaya Village Bankner	26	Govt. Sarvodaya Kanya Vidyalaya No 2 Narela
6	North M.C.D Nigam Pratibha Bal Vidyalaya Village Bankner	27	Govt. Sarvodaya Kanya Vidyalaya No 2 Narela
7	Govt. (Girls) Sr. Sec. School Village Bankner	28	Govt. Sarvodaya Kanya Vidyalaya No 2 Narela
8	Govt. (Girls) Sr. Sec. School Village Bankner	29	North M.C.D Utkrisht Boys/Girls School Pana Udyan Narela
9	Govt. (Girls) Sr. Sec. School Village Bankner	30	North M.C.D Utkrisht Boys/Girls School Pana Udyan Narela
10	Govt. (Girls) Sr. Sec. School Village Bankner	31	North M.C.D Utkrisht Boys/Girls School Pana Udyan Narela
11	Govt. (Girls) Sr. Sec. School Village Bankner	32	National Public School Narela
12	Sarvodaya Bal Vidyalaya Village Bankner	33	National Public School Narela
13	Sarvodaya Bal Vidyalaya Village Bankner	34	National Public School Narela
14	Sarvodaya Bal Vidyalaya Village Bankner	35	National Public School Narela
15	Sarvodaya Bal Vidyalaya Village Bankner	36	National Public School Narela
16	Parvati Modern Public School, Rajeev Colony, Narela	37	National Public School Narela
17	Parvati Modern Public School, Rajeev Colony, Narela	38	National Public School Narela
18	Parvati Modern Public School, Rajeev Colony, Narela	39	National Public School Narela
19	Parvati Modern Public School, Rajeev Colony, Narela	40	North M.C.D Primary School Narela Mandi - Ii
20	North M.C.D Primary School, Pana Mamurpur	41	North M.C.D Primary School Narela Mandi - Ii
21	North M.C.D Primary School, Pana Mamurpur	42	North M.C.D. Pratibha Bal/Balika Vidyalaya (Narela Mandi - I) Narela Mandi - I

Contd....

Polling Station Level Election Results

Polling Station-wise Votes Secured by Overall Top Five Parties in Nerela Assembly in Assembly Election (AE) under North West Delhi Parliamentary Constituency in Delhi (2020)

Number of Polling Station	Winner - Sharad Kumar (AAP)	Runner-up - Neel Daman Khatri (BJP)	3rd - Siddharth Kundu (INC)	4th - Rajbala Saini (LTSP)	5th - Mahender Chaudhary (BSP)	NOTA	Other	Total Votes Secured
36	338	357	9	5	1	4	3	717
37	472	195	11	0	25	4	17	724
38	425	136	7	0	27	2	12	609
39	368	61	7	2	13	3	13	467
40	154	182	11	0	0	14	0	361
41	245	259	33	0	0	4	2	543
42	252	286	19	0	0	3	0	560
43	156	212	27	1	0	2	2	400
44	174	233	8	0	1	5	5	426
45	198	279	5	1	1	7	1	492
46	391	354	11	5	1	5	12	779
47	143	235	8	0	1	2	1	390
48	145	272	8	0	0	6	2	433
49	319	342	4	0	1	8	10	684
50	274	295	4	1	0	4	7	585
51	336	162	19	1	2	3	9	532
52	199	147	19	0	2	2	6	375
53	336	273	11	1	4	3	4	632
54	283	195	20	2	1	3	3	507
55	239	169	4	0	3	3	6	424
56	268	110	2	0	1	3	8	392
57	101	240	6	0	2	2	1	352
58	113	253	8	4	3	1	2	384
59	206	254	13	0	2	5	2	482
60	357	434	29	0	1	3	5	829
61	334	387	14	0	1	2	2	740
62	172	243	10	2	1	4	2	434
63	183	288	7	2	1	3	1	485
64	457	284	16	0	2	1	6	766
65	378	248	10	0	5	1	11	653
66	232	167	9	0	0	2	3	413
67	425	218	10	1	1	4	12	671
68	430	218	17	1	4	1	10	681
69	283	310	23	0	2	1	5	624
70	418	264	8	0	0	1	12	703

Contd....

Polling Station Level Election Results

Winner, Runner-up and 3rd Party Position & Winning Margin According to Polling Stations in Nerela Assembly in Assembly Election (AE) under North West Delhi Parliamentary Constituency in Delhi (2020)

Polling Station Number	Winner Party	Winner Votes (%)	Runner-up Party	Runner-up Votes (%)	Winning Margin Votes (%)	Third Party	Third Party Votes (%)	Other Votes (%)
71	BJP	238 (48.28)	AAP	236 (47.87)	2 (0.41)	INC	10 (2.03)	9 (1.83)
72	AAP	290 (64.44)	BJP	148 (32.89)	142 (31.55)	INC	9 (2)	3 (0.67)
73	AAP	367 (79.44)	BJP	77 (16.67)	290 (62.77)	INC	6 (1.3)	12 (2.6)
74	AAP	309 (76.87)	BJP	80 (19.9)	229 (56.97)	INC	10 (2.49)	3 (0.75)
75	AAP	269 (59.38)	BJP	166 (36.64)	103 (22.74)	INC	7 (1.55)	11 (2.43)
76	AAP	454 (62.97)	BJP	236 (32.73)	218 (30.24)	INC	14 (1.94)	17 (2.36)
77	AAP	250 (61.43)	BJP	144 (35.38)	106 (26.05)	INC	4 (0.98)	9 (2.21)
78	BJP	227 (50.67)	AAP	208 (46.43)	19 (4.24)	INC	6 (1.34)	7 (1.56)
79	BJP	296 (57.7)	AAP	206 (40.16)	90 (17.54)	INC	6 (1.17)	5 (0.97)
80	AAP	427 (57.62)	BJP	282 (38.06)	145 (19.56)	INC	12 (1.62)	20 (2.7)
81	BJP	299 (58.4)	AAP	190 (37.11)	109 (21.29)	INC	13 (2.54)	10 (1.95)
82	BJP	216 (57.91)	AAP	151 (40.48)	65 (17.43)	INC	4 (1.07)	2 (0.54)
83	BJP	281 (74.54)	AAP	92 (24.4)	189 (50.14)	AAPP	2 (0.53)	2 (0.53)
84	AAP	375 (49.41)	BJP	368 (48.48)	7 (0.93)	INC	10 (1.32)	6 (0.79)
85	BJP	319 (59.51)	AAP	196 (36.57)	123 (22.94)	INC	16 (2.99)	5 (0.93)
86	BJP	332 (51.31)	AAP	291 (44.98)	41 (6.33)	INC	17 (2.63)	7 (1.08)
87	AAP	205 (50.25)	BJP	194 (47.55)	11 (2.7)	INC	5 (1.23)	4 (0.98)
88	BJP	349 (50.43)	AAP	328 (47.4)	21 (3.03)	INC	8 (1.16)	7 (1.01)
89	BJP	221 (51.88)	AAP	193 (45.31)	28 (6.57)	INC	4 (0.94)	8 (1.88)
90	AAP	422 (55.75)	BJP	302 (39.89)	120 (15.86)	INC	25 (3.3)	8 (1.06)
91	AAP	438 (85.71)	BJP	51 (9.98)	387 (75.73)	PPID	9 (1.76)	13 (2.54)
92	AAP	332 (84.69)	BJP	37 (9.44)	295 (75.25)	INC	11 (2.81)	12 (3.06)
93	AAP	576 (79.78)	BJP	126 (17.45)	450 (62.33)	PPID	6 (0.83)	14 (1.94)
94	AAP	276 (51.49)	BJP	233 (43.47)	43 (8.02)	INC	11 (2.05)	16 (2.99)
95	BJP	225 (62.33)	AAP	124 (34.35)	101 (27.98)	INC	3 (0.83)	9 (2.49)
96	BJP	306 (62.32)	AAP	167 (34.01)	139 (28.31)	INC	11 (2.24)	7 (1.43)
97	BJP	351 (53.1)	AAP	273 (41.3)	78 (11.8)	INC	26 (3.93)	11 (1.66)
98	BJP	282 (55.84)	AAP	216 (42.77)	66 (13.07)	INC	5 (0.99)	2 (0.4)
99	AAP	327 (50.93)	BJP	305 (47.51)	22 (3.42)	INC	5 (0.78)	5 (0.78)
100	AAP	258 (55.84)	BJP	194 (41.99)	64 (13.85)	INC	6 (1.3)	4 (0.87)
101	BJP	236 (52.21)	AAP	187 (41.37)	49 (10.84)	INC	13 (2.88)	16 (3.54)
102	BJP	185 (52.11)	AAP	165 (46.48)	20 (5.63)	INC	2 (0.56)	3 (0.85)
103	AAP	224 (59.57)	BJP	125 (33.24)	99 (26.33)	INC	22 (5.85)	5 (1.33)
104	AAP	356 (64.14)	BJP	170 (30.63)	186 (33.51)	INC	8 (1.44)	21 (3.78)
105	AAP	361 (67.6)	BJP	153 (28.65)	208 (38.95)	INC	11 (2.06)	9 (1.69)

Contd....

MCD Election Results

Number and Name of Ward (2017)

Number of Ward	Name of Ward	Number of Ward	Name of Ward
001N	Narela		
002N	Bakhtawarpur		
003N	Alipur		
004N	Holambi Khurd		
005N	Bankner		

Number and Name of Ward (2012)

Number of Ward	Name of Ward	Number of Ward	Name of Ward
1	Narela (W)		
2	Bankner		
3	Alipur (SCW)		
4	Bakhtawar Pur (W)		

MCD Election Results

Ward-wise Winner & Runner-up in Nerela Assembly Constituency (MCD Election 2017)

MCD Ward Number	Winner Party	Winner Votes (%)	Runner-up Party	Runner-up Votes (%)	Winning Margin Votes (%)
001N	BJP	12107 (42.15)	AAP	7627 (26.56)	4480 (15.59)
002N	BJP	10325 (39.8)	BSP	4924 (18.98)	5401 (20.82)
003N	BJP	10861 (32.11)	AAP	8663 (25.61)	2198 (6.5)
004N	IND (A)	6903 (28.4)	AAP	6492 (26.71)	411 (1.69)
005N	AAP	6397 (26.77)	BJP	5350 (22.39)	1047 (4.38)

MCD Election Results

Summary Result of Ward 001 N (Narela) : MCD Election - 2017

Candidate Name	Party	Votes	Votes%
Ward 001 N : Narela			
Savita	BJP	12107	42.15
Kavita	AAP	7627	26.56
Sunita Gupta	INC	5113	17.8
Renu Devi	BSP	2617	9.11
Pushap Lata	IND	463	1.61
Renu	IND	238	0.83
Shamim	JD(U)	174	0.61
Jyoti	IND	106	0.37
Sunita	SHS	65	0.23
	NOTA	211	0.73

DISCLAIMER

The Terms of Use and Disclaimer of Datanet India Private Limited (hereinafter referred to as "Datanet") for use of this analysis report of **Nerela Assembly Constituency (Nerela Vidhan Sabha)** :-

1. **Assembly Factbook™** is a Registered Trade Mark owned by Datanet.
2. All the maps are sketched and graphical representation only and have not been drawn to the scale and also not to represent the actual geographical area or boundary of the unit.
3. The data for the aforesaid analysis is based on authentic sources and has been culled from the various publications of Census, CSO and NSSO for district and block level data, various central and state government departments, Central & State Elections Commissions and the concerned Returning Officers' releases, Electoral Rolls, Election results and allied publications, internal assessment, surveys, estimates and analysis. Therefore, certain adjustment of data at micro level may have been done to arrive closer to the macro data.
4. Data have been provided on an "As Is" and "As AVAILABLE" basis
5. The colours shown in the maps or diagram and charts of a particular party, alliance or AC are indicative and do not represent them.
6. This publication which includes maps, sheets, graphs and data would be the property under copyright of Datanet only. The user may use these for its internal study, analysis and research purposes. It's public display, re-selling or any commercial uses by the user are not allowed.
7. Datanet has taken due care and caution in compilation and processing of data and allied information, but does not guarantee the accuracy, adequacy or completeness of any information/analysis and will be not responsible for any errors or omissions or for the results obtained from the use of such information/analysis.
8. All the contents for the publication have been culled from various authentic sources and Datanet reasonably believes such sources to be reliable, but does not make any representations, express or implied as to the accuracy or fitness of use of such information. The information or contents of the information/analysis do not constitute advice and should not be relied upon in making (or refraining from making) any decision. Any reliance placed upon the information provided by Datanet is the sole responsibility and strictly at the user's risk.
9. In no event will Datanet be liable for any damages (including, without limitation, damages for loss of business projects, or loss of profits) arising in contract, tort or otherwise from the use of or inability to use any of its contents, or from any action taken (or refrained from being taken) as a result of using the analysis or any of its contents. Datanet its directors, owners, editors, officials, employees, distributor and agents or any associate will not be liable for any errors in the information contained or any consequences arising from the use of the contents of the provided information/analysis.
10. If any provision of these terms and conditions is held invalid or illegal or unenforceable for any reason by any court of competent jurisdiction, such provision shall be severed and the remainder of provisions of the terms and conditions shall continue in full force and effect as if the Term of Use had been executed with the invalid, illegal or unenforceable provision eliminated.
11. If there are any discrepancies in the information provided, please bring it to attention of Datanet for suitable rectification measures.

Buy Online This Complete Book At
Datanet India eBooks Store

www.indiastatpublications.com

or go directly at

[http://www.indiastatpublications.com/
Assembly_factbook/Delhi/North_West_Delhi/Nerela](http://www.indiastatpublications.com/Assembly_factbook/Delhi/North_West_Delhi/Nerela)



i **india**stat**elections**

ISBN : 978-03-5293-438-6



9 789352 934386