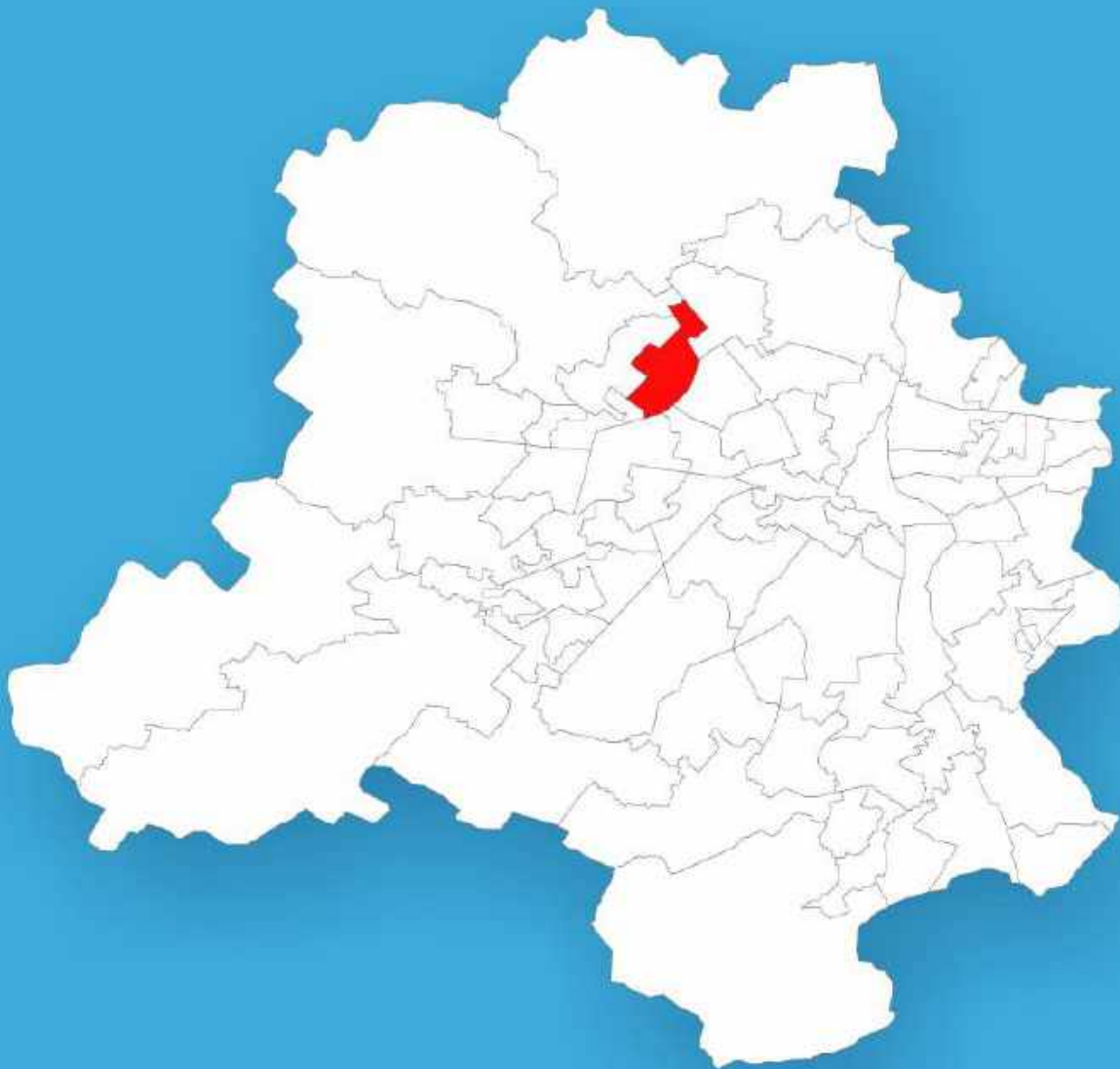




Delhi

Assembly Factbook™

Rohini Assembly Constituency




Key Electoral Data of Rohini
Assembly Constituency (Vidhan Sabha)

Delhi

Assembly Factbook™

Rohini Assembly Constituency



Rohini Vidhan Sabha

Editor & Director

Dr. R.K. Thukral

Research Editor

Dr. Shafeeq Rahman

Compiled, Researched and Published by Datanet India Pvt. Ltd.

D-100, 1st Floor,

Okhla Industrial Area, Phase-I,
New Delhi- 110020.

Ph.: 91-11- 43580781-84

Email : support@indiastatpublications.com

Website : www.indiastatelections.com

Online Book Store :

www.indiastatpublications.com

Report No. : AFB/DL-13-0125

ISBN : 978-93-5293-447-8

First Edition : January, 2018

Eighth Updated Edition : January, 2025

Price : Rs. 11500/-

US\$ 310

© **Datanet India Pvt. Ltd.**

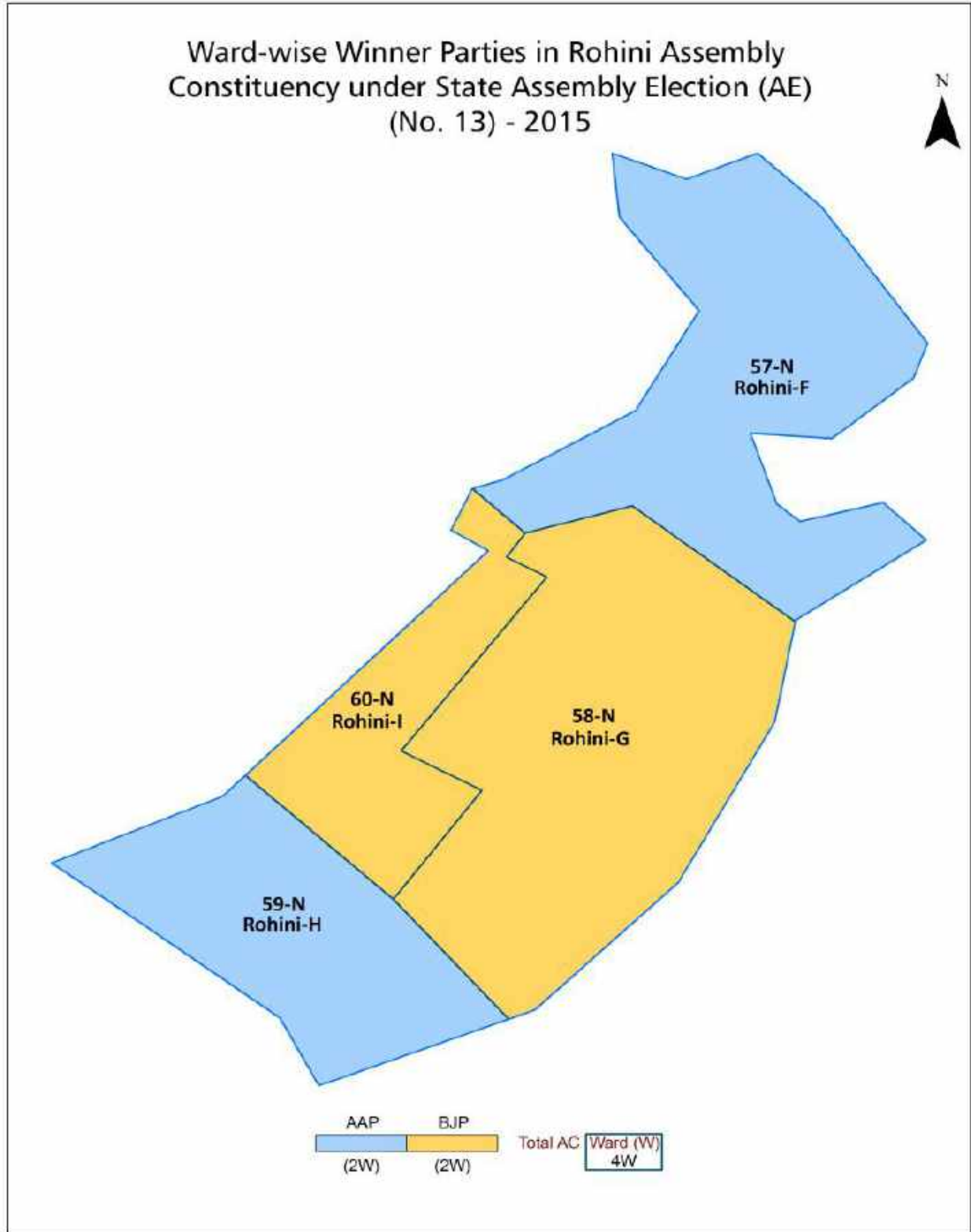
All rights reserved. No part of this book may be reproduced, stored in a retrieval system or transmitted in any form or by any means, mechanical photocopying, photographing, scanning, recording or otherwise without the prior written permission of the publisher. Please refer to Disclaimer at page no. 170 for the use of this publication.

Printed in India

Contents

| No. | Particulars | Page No. |
|-----------|--|----------------|
| 1 | Introduction Assembly Constituency at a Glance Features of Assembly as per Delimitation Commission of India (2008) | 1-2 |
| 2 | Location and Political Maps Location Map Boundaries of Assembly Constituency in District Boundaries of Assembly Constituency under Parliamentary Constituency Ward-wise Winner Parties- 2025, 2024, 2020, 2019, 2015, 2014, 2013, 2009 and 2008 | 3-11 |
| 3 | Administrative Setup & Demographics (2011) Ward Name Ward Number Population Population by Ward Sex Ratio Religious Population Social Population | 12 |
| 4 | Electoral Features Important Dates of Last Elections Held Electors by Gender Service Electors Voters Voters Turnout Polling Stations & Average Number of Electors per Polling Station Electors by Age Group Present Elected Representatives | 13-18 |
| 5 | Historical Summary Election Results Vote Share of Major Parties Winning Margin (Number & Percentage Polarity Summary Result of Assembly Segment of Parliamentary Election 2024, 2019, 2014 and 2009 Summary Result of Assembly Elections 2025, 2020, 2015, 2013 and 2008 | 19-29 |
| 6 | Polling Station Level Election Results Name and Number of Polling Station 2025, 2024, 2020, 2019, 2015, 2014, 2013, 2009 and 2008 Polling Station-wise Electoral, Voter & Voter Turnout 2025, 2024, 2020, 2019, 2015, 2014, 2013, 2009 and 2008 Polling Station wise Elections Results 2025, 2024, 2020, 2019, 2015, 2014, 2013, 2009 & 2008 | 30-152 |
| 7 | MCD Ward Election Result MCD Election 2017 and 2012 | 153-163 |
| 8 | Share of Assembly Constituency Share of Assembly Constituency in State and Parliamentary Constituency | 164 |
| 9 | Abbreviation & Sources | 167-168 |
| 10 | Disclaimer | 170 |

Location & Political Map

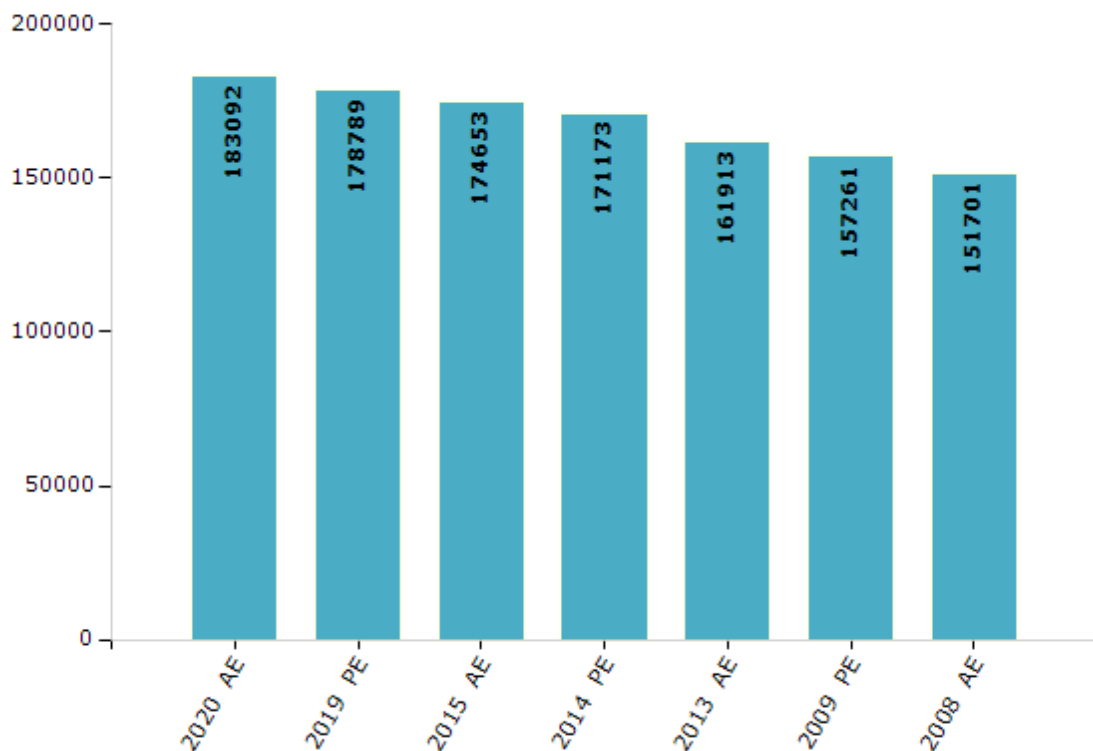


Electoral Features

Electors by Male & Female

| Year | Male | Female | Others | Total | Year | Male | Female | Others | Total |
|---------|-------|--------|--------|--------|---------|------|--------|--------|-------|
| 2020 AE | 95377 | 87703 | 12 | 183092 | 2003 AE | - | - | - | - |
| 2019 PE | 93220 | 85559 | 10 | 178789 | 1999 PE | - | - | - | - |
| 2015 AE | 91362 | 83281 | 10 | 174653 | 1998 AE | - | - | - | - |
| 2014 PE | 89474 | 81686 | 13 | 171173 | 1993 AE | - | - | - | - |
| 2013 AE | 84597 | 77309 | 7 | 161913 | 1983 AE | - | - | - | - |
| 2009 PE | 82217 | 75044 | 0 | 157261 | 1977 AE | - | - | - | - |
| 2008 AE | 79056 | 72645 | - | 151701 | 1972 AE | - | - | - | - |
| 2004 PE | - | - | - | - | 1952 AE | - | - | - | - |

Number of Electors

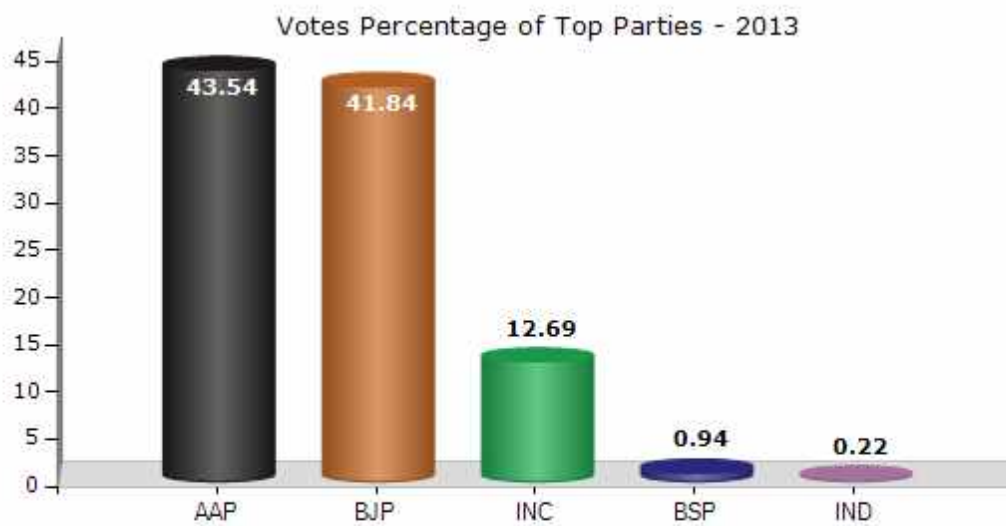


Note : AE : Assembly Election, PE : Assembly Segment of Parliamentary Election

Historical Summary Election Results

Summary Result of Assembly Election - 2013

| Candidate Name | Party | Votes | Votes % |
|----------------------|-------|-------|---------|
| Rajesh Garg | AAP | 47890 | 43.54 |
| Jai Bhagwan Aggarwal | BJP | 46018 | 41.84 |
| K.K. Wadhwa | INC | 13954 | 12.69 |
| Arun Kumar Chadha | BSP | 1039 | 0.94 |
| Rahul Kumar | IND | 241 | 0.22 |
| | NOTA | 838 | 0.76 |



Polling Station Level Election Results

Number and Name of Polling Stations (PS) (2020)

| Number of Polling Stations | Name of Polling Stations | Number of Polling Stations | Name of Polling Stations |
|----------------------------|--|----------------------------|--|
| 1 | Mount Abu Public School Sec 18 Rohini | 22 | North Dmc Pry. School No-2 Sec 18 Rohini (Near Dr. Lal Path Lab) |
| 2 | Mount Abu Public School Sec 18 Rohini | 23 | North Dmc Pry. School No-2 Sec 18 Rohini (Near Dr. Lal Path Lab) |
| 3 | Mount Abu Public School Sec 18 Rohini | 24 | North Dmc Pry. School No-2 Sec 18 Rohini (Near Dr. Lal Path Lab) |
| 4 | Mount Abu Public School Sec 18 Rohini | 25 | North Dmc Pry. School No-2 Sec 18 Rohini (Near Dr. Lal Path Lab) |
| 5 | Mount Abu Public School Sec 18 Rohini | 26 | North Dmc Pry. School No-2 Sec 18 Rohini (Near Dr. Lal Path Lab) |
| 6 | Mount Abu Public School Sec 18 Rohini | 27 | North Dmc Pry. School No-2 Sec 18 Rohini (Near Dr. Lal Path Lab) |
| 7 | Mount Abu Public School Sec 18 Rohini | 28 | Mount Abu Public School Sec 18 Rohini |
| 8 | Mount Abu Public School Sec 18 Rohini | 29 | Mount Abu Public School Sec 18 Rohini |
| 9 | Mount Abu Public School Sec 18 Rohini | 30 | North Dmc Pry. School No-2 Sec 18 Rohini (Near Dr. Lal Path Lab) |
| 10 | Mount Abu Public School Sec 18 Rohini | 31 | Govt. Co-Ed Sr. Sec School F-Block Sec-15 Rohini Delhi |
| 11 | Nigam Primary Co-Ed School Sec 18 Rohini | 32 | Govt. Co-Ed Sr. Sec School F-Block Sec-15 Rohini Delhi |
| 12 | Nigam Primary Co-Ed School Sec 18 Rohini | 33 | Govt. (Co-Ed) Sec School F & G Block Sec-15 Rohini Delhi |
| 13 | Nigam Primary Co-Ed School Sec 18 Rohini | 34 | Govt. (Co-Ed) Sec School F & G Block Sec-15 Rohini Delhi |
| 14 | Nigam Primary Co-Ed School Sec 18 Rohini | 35 | Govt. Co-Ed Sr. Sec School F-Block Sec-15 Rohini Delhi |
| 15 | Nigam Primary Co-Ed School Sec 18 Rohini | 36 | Govt. Co-Ed Sr. Sec School F-Block Sec-15 Rohini Delhi |
| 16 | Nigam Primary Co-Ed School Sec 18 Rohini | 37 | Govt. Co-Ed Sr. Sec School F-Block Sec-15 Rohini Delhi |
| 17 | Nigam Primary Co-Ed School Sec 18 Rohini | 38 | Govt. Co-Ed Sr. Sec School F-Block Sec-15 Rohini Delhi |
| 18 | Nigam Primary Co-Ed School Sec 18 Rohini | 39 | North Dmc Utkrisht Vidyalaya C Block Sec 15 , Rohini |
| 19 | Nigam Primary Co-Ed School Sec 18 Rohini | 40 | North Dmc Utkrisht Vidyalaya C Block Sec 15 , Rohini |
| 20 | North Dmc Pry. School No-2 Sec 18 Rohini (Near Dr. Lal Path Lab) | 41 | North Dmc Utkrisht Vidyalaya C Block Sec 15 , Rohini |
| 21 | North Dmc Pry. School No-2 Sec 18 Rohini (Near Dr. Lal Path Lab) | 42 | North Dmc Utkrisht Vidyalaya C Block Sec 15 , Rohini |

Contd....

Polling Station Level Election Results

Polling Station-wise Votes Secured by Overall Top Five Parties in Rohini Assembly in Assembly Election (AE) under North West Delhi Parliamentary Constituency in Delhi (2020)

| Number of Polling Station | Winner - Vijender Gupta (BJP) | Runner-up - Rajesh Nama Bansiwala (AAP) | 3rd - Sumesh Gupta (INC) | 4th - Rajesh Garg (IND) | 5th - Arun Kumar Chadha (BSP) | NOTA | Other | Total Votes Secured |
|---------------------------|-------------------------------|---|--------------------------|-------------------------|-------------------------------|------|-------|---------------------|
| 36 | 248 | 334 | 7 | 3 | 0 | 0 | 0 | 592 |
| 37 | 207 | 284 | 2 | 2 | 0 | 4 | 0 | 499 |
| 38 | 272 | 322 | 18 | 5 | 0 | 2 | 3 | 622 |
| 39 | 326 | 218 | 10 | 1 | 1 | 4 | 0 | 560 |
| 40 | 232 | 174 | 4 | 0 | 1 | 1 | 0 | 412 |
| 41 | 375 | 234 | 15 | 0 | 0 | 2 | 1 | 627 |
| 42 | 345 | 214 | 8 | 1 | 0 | 2 | 0 | 570 |
| 43 | 350 | 367 | 14 | 8 | 1 | 2 | 0 | 742 |
| 44 | 446 | 460 | 14 | 3 | 3 | 10 | 1 | 937 |
| 45 | 378 | 404 | 13 | 3 | 0 | 7 | 0 | 805 |
| 46 | 345 | 282 | 4 | 1 | 3 | 3 | 2 | 640 |
| 47 | 469 | 449 | 10 | 3 | 1 | 5 | 8 | 945 |
| 48 | 225 | 344 | 16 | 2 | 2 | 1 | 1 | 591 |
| 49 | 351 | 255 | 13 | 3 | 1 | 5 | 0 | 628 |
| 50 | 327 | 286 | 12 | 1 | 1 | 5 | 0 | 632 |
| 51 | 305 | 277 | 12 | 0 | 2 | 6 | 1 | 603 |
| 52 | 451 | 284 | 9 | 2 | 2 | 7 | 1 | 756 |
| 53 | 412 | 362 | 6 | 2 | 0 | 5 | 0 | 787 |
| 54 | 249 | 289 | 19 | 7 | 1 | 4 | 2 | 571 |
| 55 | 325 | 214 | 12 | 0 | 0 | 8 | 0 | 559 |
| 56 | 275 | 146 | 5 | 1 | 0 | 7 | 1 | 435 |
| 57 | 444 | 244 | 29 | 0 | 2 | 6 | 0 | 725 |
| 58 | 256 | 253 | 6 | 3 | 0 | 6 | 0 | 524 |
| 59 | 368 | 154 | 9 | 4 | 0 | 4 | 2 | 541 |
| 60 | 343 | 194 | 16 | 0 | 0 | 4 | 0 | 557 |
| 61 | 371 | 209 | 10 | 1 | 0 | 5 | 0 | 596 |
| 62 | 484 | 252 | 6 | 0 | 1 | 6 | 0 | 749 |
| 63 | 412 | 177 | 13 | 0 | 1 | 7 | 0 | 610 |
| 64 | 426 | 251 | 7 | 5 | 0 | 4 | 0 | 693 |
| 65 | 341 | 209 | 6 | 1 | 1 | 2 | 0 | 560 |
| 66 | 522 | 282 | 6 | 4 | 1 | 10 | 0 | 825 |
| 67 | 525 | 233 | 13 | 0 | 1 | 5 | 1 | 778 |
| 68 | 408 | 138 | 10 | 2 | 0 | 4 | 3 | 565 |
| 69 | 443 | 202 | 10 | 5 | 0 | 7 | 0 | 667 |
| 70 | 321 | 336 | 7 | 0 | 0 | 8 | 0 | 672 |

Contd....

Polling Station Level Election Results

Winner, Runner-up and 3rd Party Position & Winning Margin According to Polling Stations in Rohini Assembly in Assembly Election (AE) under North West Delhi Parliamentary Constituency in Delhi (2020)

| Polling Station Number | Winner Party | Winner Votes (%) | Runner-up Party | Runner-up Votes (%) | Winning Margin Votes (%) | Third Party | Third Party Votes (%) | Other Votes (%) |
|------------------------|--------------|------------------|-----------------|---------------------|--------------------------|-------------|-----------------------|-----------------|
| 71 | BJP | 385 (66.84) | AAP | 173 (30.03) | 212 (36.81) | INC | 9 (1.56) | 9 (1.56) |
| 72 | BJP | 419 (59.86) | AAP | 258 (36.86) | 161 (23) | INC | 13 (1.86) | 10 (1.43) |
| 73 | BJP | 480 (65.04) | AAP | 235 (31.84) | 245 (33.2) | INC | 9 (1.22) | 14 (1.9) |
| 74 | BJP | 354 (55.4) | AAP | 263 (41.16) | 91 (14.24) | INC | 12 (1.88) | 10 (1.56) |
| 75 | BJP | 374 (68.25) | AAP | 166 (30.29) | 208 (37.96) | INC | 5 (0.91) | 3 (0.55) |
| 76 | BJP | 340 (53.13) | AAP | 281 (43.91) | 59 (9.22) | INC | 12 (1.88) | 7 (1.09) |
| 77 | BJP | 489 (64.77) | AAP | 227 (30.07) | 262 (34.7) | INC | 27 (3.58) | 12 (1.59) |
| 78 | BJP | 327 (59.45) | AAP | 206 (37.45) | 121 (22) | INC | 10 (1.82) | 7 (1.27) |
| 79 | BJP | 262 (57.08) | AAP | 177 (38.56) | 85 (18.52) | INC | 10 (2.18) | 10 (2.18) |
| 80 | BJP | 360 (62.94) | AAP | 198 (34.62) | 162 (28.32) | INC | 8 (1.4) | 6 (1.05) |
| 81 | BJP | 426 (72.95) | AAP | 148 (25.34) | 278 (47.61) | IND (RG) | 3 (0.51) | 7 (1.2) |
| 82 | BJP | 477 (61.95) | AAP | 264 (34.29) | 213 (27.66) | INC | 13 (1.69) | 16 (2.08) |
| 83 | BJP | 420 (58.41) | AAP | 281 (39.08) | 139 (19.33) | IND (RG) | 6 (0.83) | 12 (1.67) |
| 84 | BJP | 359 (57.81) | AAP | 227 (36.55) | 132 (21.26) | INC | 23 (3.7) | 12 (1.93) |
| 85 | BJP | 453 (62.74) | AAP | 243 (33.66) | 210 (29.08) | INC | 15 (2.08) | 11 (1.52) |
| 86 | BJP | 360 (63.49) | AAP | 185 (32.63) | 175 (30.86) | INC | 13 (2.29) | 9 (1.59) |
| 87 | BJP | 493 (64.03) | AAP | 246 (31.95) | 247 (32.08) | INC | 19 (2.47) | 12 (1.56) |
| 88 | BJP | 335 (63.21) | AAP | 192 (36.23) | 143 (26.98) | INC | 1 (0.19) | 2 (0.38) |
| 89 | BJP | 406 (72.89) | AAP | 127 (22.8) | 279 (50.09) | INC | 16 (2.87) | 8 (1.44) |
| 90 | BJP | 264 (62.26) | AAP | 145 (34.2) | 119 (28.06) | INC | 6 (1.42) | 9 (2.12) |
| 91 | BJP | 349 (70.08) | AAP | 140 (28.11) | 209 (41.97) | INC | 4 (0.8) | 5 (1) |
| 92 | BJP | 408 (70.34) | AAP | 162 (27.93) | 246 (42.41) | INC | 7 (1.21) | 3 (0.52) |
| 93 | BJP | 365 (68.35) | AAP | 151 (28.28) | 214 (40.07) | INC | 13 (2.43) | 5 (0.94) |
| 94 | BJP | 447 (64.78) | AAP | 224 (32.46) | 223 (32.32) | INC | 8 (1.16) | 11 (1.59) |
| 95 | AAP | 524 (53.74) | BJP | 394 (40.41) | 130 (13.33) | IND (RG) | 34 (3.49) | 23 (2.36) |
| 96 | AAP | 507 (55.17) | BJP | 381 (41.46) | 126 (13.71) | INC | 12 (1.31) | 19 (2.07) |
| 97 | BJP | 272 (60.71) | AAP | 166 (37.05) | 106 (23.66) | INC | 7 (1.56) | 3 (0.67) |
| 98 | BJP | 276 (62.44) | AAP | 143 (32.35) | 133 (30.09) | INC | 16 (3.62) | 7 (1.58) |
| 99 | BJP | 346 (63.96) | AAP | 176 (32.53) | 170 (31.43) | INC | 8 (1.48) | 11 (2.03) |
| 100 | BJP | 377 (56.35) | AAP | 282 (42.15) | 95 (14.2) | INC | 7 (1.05) | 3 (0.45) |
| 101 | BJP | 391 (62.56) | AAP | 209 (33.44) | 182 (29.12) | INC | 20 (3.2) | 5 (0.8) |
| 102 | BJP | 503 (63.59) | AAP | 269 (34.01) | 234 (29.58) | INC | 10 (1.26) | 9 (1.14) |
| 103 | BJP | 473 (71.78) | AAP | 170 (25.8) | 303 (45.98) | INC | 10 (1.52) | 6 (0.91) |
| 104 | BJP | 303 (60.84) | AAP | 183 (36.75) | 120 (24.09) | INC | 8 (1.61) | 4 (0.8) |
| 105 | BJP | 398 (67) | AAP | 179 (30.13) | 219 (36.87) | INC | 7 (1.18) | 10 (1.68) |

Contd....

MCD Election Results

Number and Name of Ward (2017)

| Number of Ward | Name of Ward | Number of Ward | Name of Ward |
|----------------|--------------|----------------|--------------|
| 057N | Rohini-F | | |
| 058N | Rohini-G | | |
| 059N | Rohini-H | | |
| 060N | Rohini-I | | |

Number and Name of Ward (2012)

| Number of Ward | Name of Ward | Number of Ward | Name of Ward |
|----------------|--------------------|----------------|--------------|
| 49 | Rohini North | | |
| 50 | Rohini Central (W) | | |
| 51 | Rohini East | | |
| 52 | Naharpur (W) | | |

MCD Election Results

Ward-wise Winner & Runner-up in Rohini Assembly Constituency (MCD Election 2017)

| MCD Ward Number | Winner Party | Winner Votes (%) | Runner-up Party | Runner-up Votes (%) | Winning Margin Votes (%) |
|-----------------|--------------|------------------|-----------------|---------------------|--------------------------|
| 057N | BJP | 11723 (40.49) | AAP | 6310 (21.79) | 5413 (18.7) |
| 058N | BJP | 11505 (60.74) | AAP | 4759 (25.12) | 6746 (35.62) |
| 059N | BJP | 10229 (38.71) | AAP | 6988 (26.44) | 3241 (12.27) |
| 060N | BJP | 11407 (61.93) | AAP | 3908 (21.22) | 7499 (40.71) |

MCD Election Results

Summary Result of Ward 057 N (Rohini-F) : MCD Election - 2017

| Candidate Name | Party | Votes | Votes% |
|------------------------------|-------|-------|--------|
| Ward 057 N : Rohini-F | | | |
| Preety Aggarwal | BJP | 11723 | 40.49 |
| Abhinav Mishra | AAP | 6310 | 21.79 |
| Vikas Shokeen | INC | 5726 | 19.78 |
| Rajesh Nama Bansiwala | IND | 4400 | 15.2 |
| Balbir Singh | BSP | 180 | 0.62 |
| Jai Pratap | CPI | 131 | 0.45 |
| Gurvinder | IND | 111 | 0.38 |
| Dinesh Kumar Giri | IND | 67 | 0.23 |
| Ram Bilash | CPIM | 61 | 0.21 |
| | NOTA | 246 | 0.85 |

DISCLAIMER

The Terms of Use and Disclaimer of Datanet India Private Limited (hereinafter referred to as "Datanet") for use of this analysis report of **Rohini Assembly Constituency (Rohini Vidhan Sabha)** :-

1. **Assembly Factbook™** is a Registered Trade Mark owned by Datanet.
2. All the maps are sketched and graphical representation only and have not been drawn to the scale and also not to represent the actual geographical area or boundary of the unit.
3. The data for the aforesaid analysis is based on authentic sources and has been culled from the various publications of Census, CSO and NSSO for district and block level data, various central and state government departments, Central & State Elections Commissions and the concerned Returning Officers' releases, Electoral Rolls, Election results and allied publications, internal assessment, surveys, estimates and analysis. Therefore, certain adjustment of data at micro level may have been done to arrive closer to the macro data.
4. Data have been provided on an "As Is" and "As AVAILABLE" basis
5. The colours shown in the maps or diagram and charts of a particular party, alliance or AC are indicative and do not represent them.
6. This publication which includes maps, sheets, graphs and data would be the property under copyright of Datanet only. The user may use these for its internal study, analysis and research purposes. It's public display, re-selling or any commercial uses by the user are not allowed.
7. Datanet has taken due care and caution in compilation and processing of data and allied information, but does not guarantee the accuracy, adequacy or completeness of any information/analysis and will be not responsible for any errors or omissions or for the results obtained from the use of such information/analysis.
8. All the contents for the publication have been culled from various authentic sources and Datanet reasonably believes such sources to be reliable, but does not make any representations, express or implied as to the accuracy or fitness of use of such information. The information or contents of the information/analysis do not constitute advice and should not be relied upon in making (or refraining from making) any decision. Any reliance placed upon the information provided by Datanet is the sole responsibility and strictly at the user's risk.
9. In no event will Datanet be liable for any damages (including, without limitation, damages for loss of business projects, or loss of profits) arising in contract, tort or otherwise from the use of or inability to use any of its contents, or from any action taken (or refrained from being taken) as a result of using the analysis or any of its contents. Datanet its directors, owners, editors, officials, employees, distributor and agents or any associate will not be liable for any errors in the information contained or any consequences arising from the use of the contents of the provided information/analysis.
10. If any provision of these terms and conditions is held invalid or illegal or unenforceable for any reason by any court of competent jurisdiction, such provision shall be severed and the remainder of provisions of the terms and conditions shall continue in full force and effect as if the Term of Use had been executed with the invalid, illegal or unenforceable provision eliminated.
11. If there are any discrepancies in the information provided, please bring it to attention of Datanet for suitable rectification measures.

Buy Online This Complete Book At
Datanet India eBooks Store

www.indiastatpublications.com

or go directly at

[http://www.indiastatpublications.com/
Assembly_factbook/Delhi/North_West_Delhi/Rohini](http://www.indiastatpublications.com/Assembly_factbook/Delhi/North_West_Delhi/Rohini)



i **india**stat**elections**

ISBN : 978-93-5293-447-8



9 789352 934478