



Delhi

# Assembly Factbook™

Sultan Pur Majra Assembly Constituency




Key Electoral Data of Sultan Pur Majra  
Assembly Constituency (Vidhan Sabha)

Delhi

# Assembly Factbook™

Sultan Pur Majra Assembly Constituency



Sultan Pur Majra Vidhan Sabha

## **Editor & Director**

Dr. R.K. Thukral

## **Research Editor**

Dr. Shafeeq Rahman

## **Compiled, Researched and Published by Datanet India Pvt. Ltd.**

D-100, 1st Floor,

Okhla Industrial Area, Phase-I,  
New Delhi- 110020.

Ph.: 91-11- 43580781-84

Email : support@indiastatpublications.com

Website : www.indiastatelections.com

## **Online Book Store :**

www.indiastatpublications.com

**Report No. :** AFB/DL-10-0125

**ISBN :** 978-93-5293-456-0

**First Edition :** January, 2018

**Eighth Updated Edition :** January, 2025

**Price :** Rs. 11500/-

US\$ 310

© **Datanet India Pvt. Ltd.**

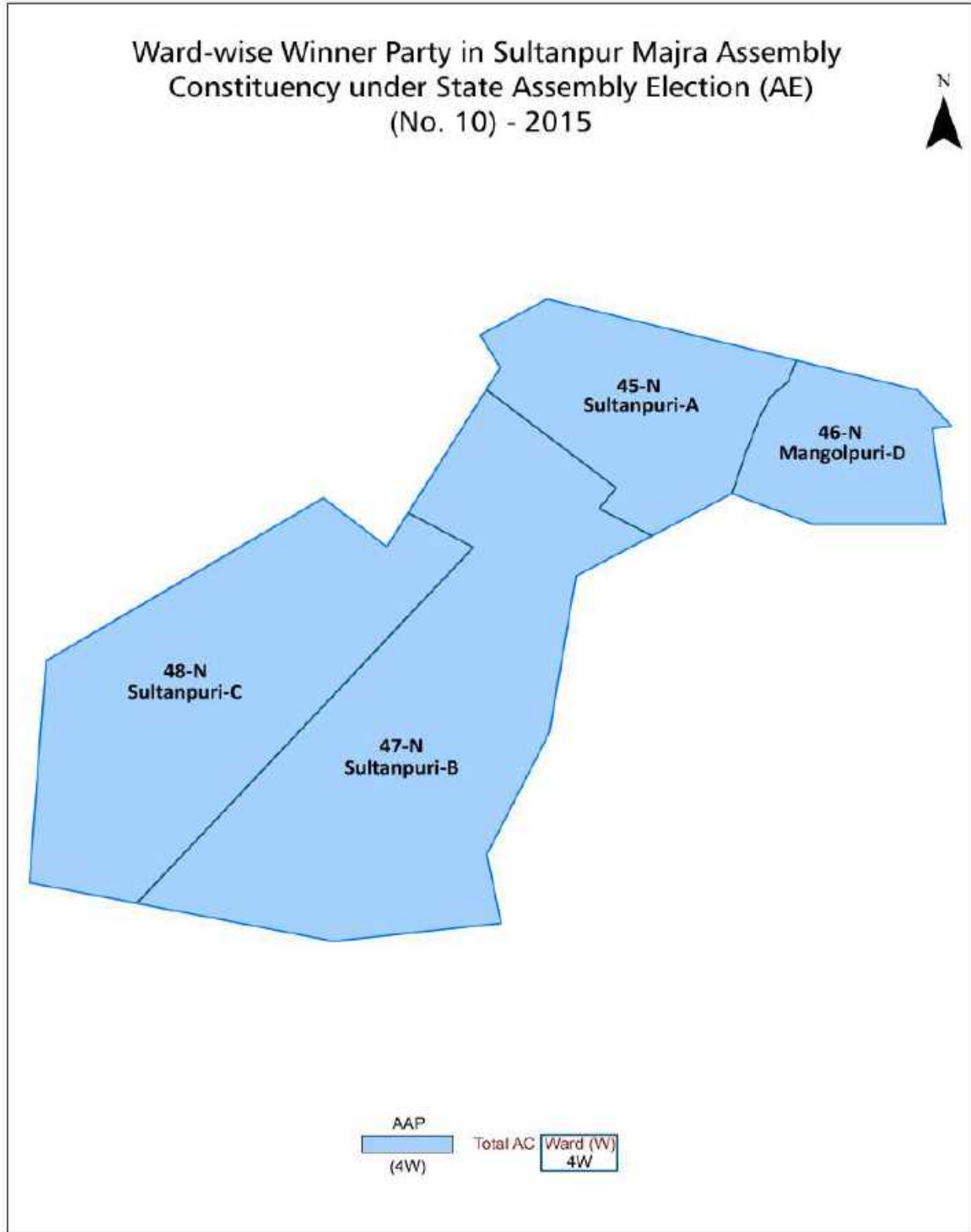
All rights reserved. No part of this book may be reproduced, stored in a retrieval system or transmitted in any form or by any means, mechanical photocopying, photographing, scanning, recording or otherwise without the prior written permission of the publisher. Please refer to Disclaimer at page no. 171 for the use of this publication.

Printed in India

# Contents

No.	Particulars	Page No.
<b>1</b>	<b>Introduction</b> Assembly Constituency at a Glance   Features of Assembly as per Delimitation Commission of India (2008)	<b>1-2</b>
<b>2</b>	<b>Location and Political Maps</b> Location Map   Boundaries of Assembly Constituency in District   Boundaries of Assembly Constituency under Parliamentary Constituency   Ward-wise Winner Parties- 2025, 2024, 2020, 2019, 2015, 2014, 2013, 2009 and 2008	<b>3-11</b>
<b>3</b>	<b>Administrative Setup &amp; Demographics (2011)</b> Ward Name   Ward Number   Population   Population by Ward   Sex Ratio   Religious Population   Social Population	<b>12</b>
<b>4</b>	<b>Electoral Features</b> Important Dates of Last Elections Held   Electors by Gender   Service Electors   Voters   Voters Turnout   Polling Stations & Average Number of Electors per Polling Station   Electors by Age Group   Present Elected Representatives	<b>13-18</b>
<b>5</b>	<b>Historical Summary Election Results</b> Vote Share of Major Parties   Winning Margin (Number & Percentage   Polarity   Summary Result of Assembly Segment of Parliamentary Election 2024, 2019, 2014, 2009, 2004 and 1999   Summary Result of Assembly Elections 2025, 2020, 2015, 2013, 2008, 2003, 1998 and 1993	<b>19-34</b>
<b>6</b>	<b>Polling Station Level Election Results</b> Name and Number of Polling Station 2025, 2024, 2020, 2019, 2015, 2014, 2013, 2009 and 2008   Polling Station-wise Electoral, Voter & Voter Turnout 2025, 2024, 2020, 2019, 2015, 2014, 2013, 2009 and 2008   Polling Station wise Elections Results 2025, 2024, 2020, 2019, 2015, 2014, 2013, 2009 & 2008	<b>35-153</b>
<b>7</b>	<b>MCD Ward Election Result</b> MCD Election 2017 and 2012	<b>154-164</b>
<b>8</b>	<b>Share of Assembly Constituency</b> Share of Assembly Constituency in State and Parliamentary Constituency	<b>165</b>
<b>9</b>	<b>Abbreviation &amp; Sources</b>	<b>168-169</b>
<b>10</b>	<b>Disclaimer</b>	<b>171</b>

## Location & Political Map

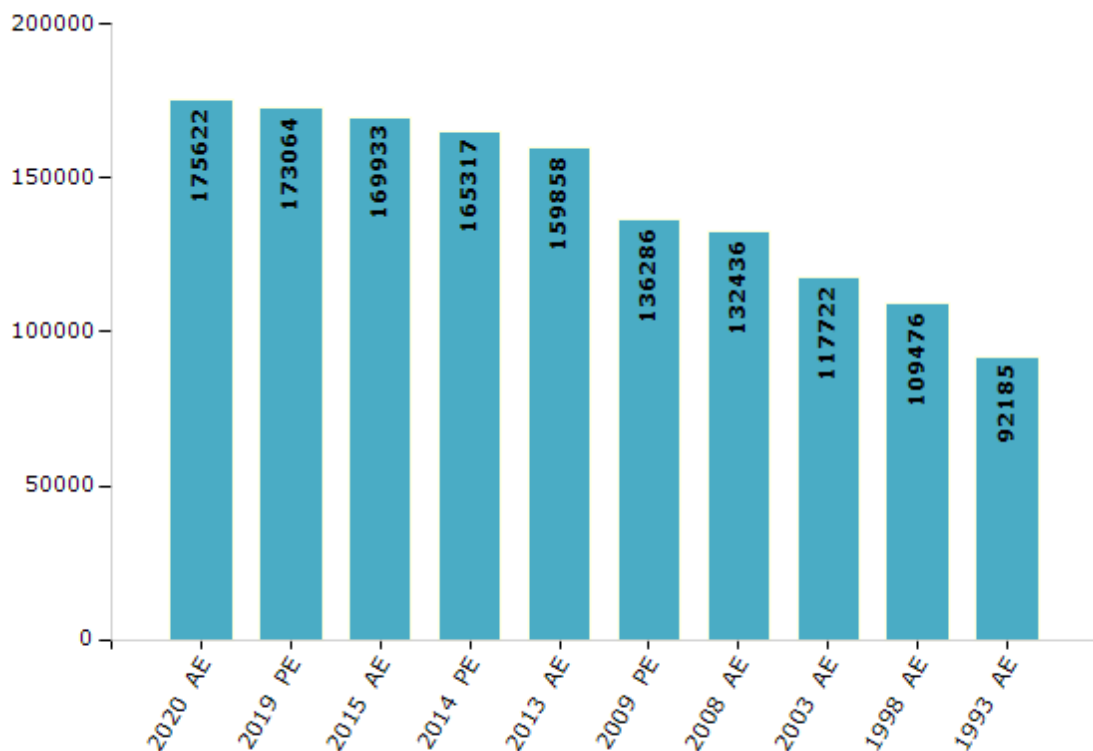


## Electoral Features

### Electors by Male & Female

Year	Male	Female	Others	Total	Year	Male	Female	Others	Total
2020 AE	94416	81161	45	175622	2003 AE	66677	51045	-	117722
2019 PE	93149	79878	37	173064	1999 PE	-	-	-	-
2015 AE	92252	77647	34	169933	1998 AE	62015	47461	-	109476
2014 PE	89821	75464	32	165317	1993 AE	50703	41482	-	92185
2013 AE	87091	72742	25	159858	1983 AE	-	-	-	-
2009 PE	75583	60703	0	136286	1977 AE	-	-	-	-
2008 AE	73242	59194	-	132436	1972 AE	-	-	-	-
2004 PE	-	-	-	-	1952 AE	-	-	-	-

Number of Electors

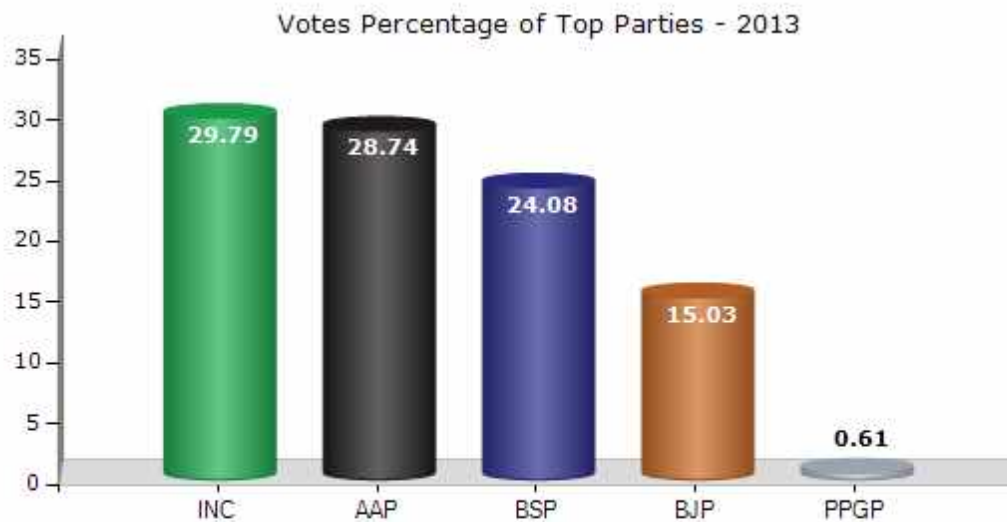


Note : AE : Assembly Election, PE : Assembly Segment of Parliamentary Election

## Historical Summary Election Results

### Summary Result of Assembly Election - 2013

Candidate Name	Party	Votes	Votes %
Jai Kishan	INC	31458	29.79
Sandeep Kumar	AAP	30346	28.74
Mukesh Kumar Ahlawat	BSP	25424	24.08
Sushila Kumari	BJP	15866	15.03
Ajay Raj	PPGP	643	0.61
Babu Singh @ Dangi	LJP	361	0.34
Bhagat Singh	IBSP	252	0.24
	NOTA	1232	1.17



## Polling Station Level Election Results

### Number and Name of Polling Stations (PS) (2020)

Number of Polling Stations	Name of Polling Stations	Number of Polling Stations	Name of Polling Stations
1	North Delhi Municipal Corporation Primary Boys/Girls School, Block-D Sultan Puri, Delhi-110086	22	Geeta Sr. Sec. School No. 2 Geeta Chowk, Sultan Puri
2	North Delhi Municipal Corporation Primary Boys/Girls School, Block-D Sultan Puri, Delhi-110086	23	Nigam Pratibha Bal/Balika Vidyalaya Block P-4, Sultan Puri
3	North Delhi Municipal Corporation Primary Boys/Girls School, Block-D Sultan Puri, Delhi-110086	24	Nigam Pratibha Bal/Balika Vidyalaya Block P-4, Sultan Puri
4	North Delhi Municipal Corporation Primary Boys/Girls School, Block-D Sultan Puri, Delhi-110086	25	Nigam Pratibha Bal/Balika Vidyalaya Block P-4, Sultan Puri
5	North Delhi Municipal Corporation Primary Boys/Girls School, Block-D Sultan Puri, Delhi-110086	26	Nigam Pratibha Bal/Balika Vidyalaya Block P-4, Sultan Puri
6	North Delhi Municipal Corporation Primary Boys/Girls School, Block-D Sultan Puri, Delhi-110086	27	Nigam Pratibha Bal/Balika Vidyalaya Block P-4, Sultan Puri
7	North Delhi Municipal Corporation Primary Boys/Girls School, Block-D Sultan Puri, Delhi-110086	28	Nigam Pratibha Bal/Balika Vidyalaya Block P-4, Sultan Puri
8	North Delhi Municipal Corporation Primary Boys/Girls School, Block-D Sultan Puri, Delhi-110086	29	Nigam Pratibha Bal/Balika Vidyalaya Block P-4, Sultan Puri
9	North Delhi Municipal Corporation Primary Boys/Girls School, Block-D Sultan Puri, Delhi-110086	30	Raj Kumar Roshan Lal Gita Bal Bharti Public School, Sultan Puri Delhi-110086
10	North Delhi Municipal Corporation Primary Boys/Girls School, Block-D Sultan Puri, Delhi-110086	31	Raj Kumar Roshan Lal Gita Bal Bharti Public School, Sultan Puri Delhi-110086
11	North Delhi Municipal Corporation Primary Boys/Girls School, Block-D Sultan Puri, Delhi-110086	32	Raj Kumar Roshan Lal Gita Bal Bharti Public School, Sultan Puri Delhi-110086
12	Geeta Sr. Sec. School No. 2 Geeta Chowk, Sultan Puri	33	Raj Kumar Roshan Lal Gita Bal Bharti Public School, Sultan Puri Delhi-110086
13	Geeta Sr. Sec. School No. 2 Geeta Chowk, Sultan Puri	34	Raj Kumar Roshan Lal Gita Bal Bharti Public School, Sultan Puri Delhi-110086
14	Geeta Sr. Sec. School No. 2 Geeta Chowk, Sultan Puri	35	North Municipal Corporation Primary School, F-Block, Sultan Puri Delhi-110086
15	Geeta Sr. Sec. School No. 2 Geeta Chowk, Sultan Puri	36	North Municipal Corporation Primary School, F-Block, Sultan Puri Delhi-110086
16	Geeta Sr. Sec. School No. 2 Geeta Chowk, Sultan Puri	37	North Municipal Corporation Primary School, F-Block, Sultan Puri Delhi-110086
17	Geeta Sr. Sec. School No. 2 Geeta Chowk, Sultan Puri	38	North Municipal Corporation Primary School, F-Block, Sultan Puri Delhi-110086
18	Geeta Sr. Sec. School No. 2 Geeta Chowk, Sultan Puri	39	North Municipal Corporation Primary School, F-Block, Sultan Puri Delhi-110086
19	Geeta Sr. Sec. School No. 2 Geeta Chowk, Sultan Puri	40	North Municipal Corporation Primary School, F-Block, Sultan Puri Delhi-110086
20	Geeta Sr. Sec. School No. 2 Geeta Chowk, Sultan Puri	41	North Municipal Corporation Primary School, F-Block, Sultan Puri Delhi-110086
21	Geeta Sr. Sec. School No. 2 Geeta Chowk, Sultan Puri	42	North Municipal Corporation Primary School, F-Block, Sultan Puri Delhi-110086

Contd....



## Polling Station Level Election Results

### Polling Station-wise Votes Secured by Overall Top Five Parties in Sultan Pur Majra Assembly in Assembly Election (AE) under North West Delhi Parliamentary Constituency in Delhi (2020)

Number of Polling Station	Winner - Mukesh Kumar Ahlawat (AAP)	Runner-up - Ram Chander Chawriya (BJP)	3rd - Jai Kishan (INC)	4th - Neelam (BSP)	5th - Mahender Kumar (svjn)	NOTA	Other	Total Votes Secured
36	438	246	79	4	3	3	8	781
37	416	150	49	3	0	3	4	625
38	305	128	16	4	1	2	4	460
39	489	119	36	1	4	1	2	652
40	525	90	34	3	2	4	2	660
41	430	138	20	3	2	3	2	598
42	428	118	51	9	2	3	2	613
43	280	92	39	1	0	2	1	415
44	410	55	79	2	3	2	1	552
45	364	91	12	7	1	1	1	477
46	577	108	28	13	0	1	5	732
47	385	114	26	0	1	4	1	531
48	357	64	11	1	0	2	0	435
49	497	112	32	3	0	2	2	648
50	336	140	34	1	2	3	2	518
51	402	176	57	5	4	5	5	654
52	261	88	24	2	0	1	2	378
53	334	129	48	3	1	5	3	523
54	429	146	21	4	0	3	12	615
55	463	108	65	2	1	4	2	645
56	237	74	40	3	0	1	3	358
57	308	126	47	4	2	3	2	492
58	317	89	181	3	0	2	6	598
59	606	104	46	4	6	5	3	774
60	362	80	31	2	2	2	1	480
61	535	163	39	4	2	4	1	748
62	478	84	131	2	2	2	1	700
63	535	113	180	4	1	3	3	839
64	212	204	47	2	1	1	0	467
65	611	112	32	1	4	3	1	764
66	323	91	78	2	1	3	4	502
67	367	144	21	2	0	0	1	535
68	314	96	17	2	2	1	1	433
69	639	149	95	0	2	1	1	887
70	381	75	174	2	0	4	2	638

Contd....

## Polling Station Level Election Results

### Winner, Runner-up and 3rd Party Position & Winning Margin According to Polling Stations in Sultan Pur Majra Assembly in Assembly Election (AE) under North West Delhi Parliamentary Constituency in Delhi (2020)

Polling Station Number	Winner Party	Winner Votes (%)	Runner-up Party	Runner-up Votes (%)	Winning Margin Votes (%)	Third Party	Third Party Votes (%)	Other Votes (%)
71	AAP	534 (68.73)	BJP	143 (18.4)	391 (50.33)	INC	83 (10.68)	17 (2.19)
72	AAP	479 (60.18)	BJP	269 (33.79)	210 (26.39)	INC	34 (4.27)	14 (1.76)
73	AAP	481 (63.62)	BJP	170 (22.49)	311 (41.13)	INC	96 (12.7)	9 (1.19)
74	AAP	465 (63.44)	INC	144 (19.65)	321 (43.79)	BJP	113 (15.42)	11 (1.5)
75	AAP	364 (70.41)	BJP	122 (23.6)	242 (46.81)	INC	21 (4.06)	10 (1.93)
76	AAP	344 (63.24)	BJP	155 (28.49)	189 (34.75)	INC	22 (4.04)	23 (4.23)
77	AAP	293 (66.59)	BJP	126 (28.64)	167 (37.95)	INC	15 (3.41)	6 (1.36)
78	AAP	298 (69.3)	BJP	121 (28.14)	177 (41.16)	INC	5 (1.16)	6 (1.4)
79	AAP	385 (64.81)	BJP	178 (29.97)	207 (34.84)	INC	22 (3.7)	9 (1.52)
80	AAP	388 (65.99)	BJP	177 (30.1)	211 (35.89)	INC	17 (2.89)	6 (1.02)
81	AAP	534 (68.37)	BJP	199 (25.48)	335 (42.89)	INC	32 (4.1)	16 (2.05)
82	AAP	651 (72.17)	BJP	180 (19.96)	471 (52.21)	INC	52 (5.76)	19 (2.11)
83	AAP	562 (71.05)	BJP	175 (22.12)	387 (48.93)	INC	37 (4.68)	17 (2.15)
84	AAP	402 (67.91)	BJP	118 (19.93)	284 (47.98)	INC	56 (9.46)	16 (2.7)
85	AAP	513 (69.8)	INC	124 (16.87)	389 (52.93)	BJP	91 (12.38)	7 (0.95)
86	AAP	586 (71.73)	BJP	178 (21.79)	408 (49.94)	INC	39 (4.77)	14 (1.71)
87	AAP	450 (70.98)	BJP	140 (22.08)	310 (48.9)	INC	38 (5.99)	6 (0.95)
88	AAP	595 (71)	BJP	174 (20.76)	421 (50.24)	INC	51 (6.09)	18 (2.15)
89	AAP	557 (71.23)	BJP	163 (20.84)	394 (50.39)	INC	59 (7.54)	3 (0.38)
90	AAP	361 (68.11)	BJP	122 (23.02)	239 (45.09)	INC	38 (7.17)	9 (1.7)
91	AAP	555 (70.79)	BJP	118 (15.05)	437 (55.74)	INC	102 (13.01)	9 (1.15)
92	AAP	367 (54.86)	INC	240 (35.87)	127 (18.99)	BJP	53 (7.92)	9 (1.35)
93	AAP	447 (60.24)	INC	150 (20.22)	297 (40.02)	BJP	139 (18.73)	6 (0.81)
94	AAP	512 (65.06)	BJP	159 (20.2)	353 (44.86)	INC	99 (12.58)	17 (2.16)
95	AAP	385 (65.92)	BJP	141 (24.14)	244 (41.78)	INC	49 (8.39)	9 (1.54)
96	AAP	645 (74.14)	BJP	159 (18.28)	486 (55.86)	INC	53 (6.09)	13 (1.49)
97	AAP	646 (74.77)	BJP	142 (16.44)	504 (58.33)	INC	62 (7.18)	14 (1.62)
98	AAP	601 (70.29)	BJP	172 (20.12)	429 (50.17)	INC	69 (8.07)	13 (1.52)
99	AAP	568 (71.45)	BJP	163 (20.5)	405 (50.95)	INC	54 (6.79)	10 (1.26)
100	AAP	481 (71.58)	BJP	103 (15.33)	378 (56.25)	INC	81 (12.05)	7 (1.04)
101	AAP	466 (75.65)	BJP	100 (16.23)	366 (59.42)	INC	42 (6.82)	8 (1.3)
102	AAP	289 (59.59)	INC	167 (34.43)	122 (25.16)	BJP	25 (5.15)	4 (0.82)
103	AAP	509 (68.78)	BJP	113 (15.27)	396 (53.51)	INC	112 (15.14)	6 (0.81)
104	AAP	521 (58.28)	INC	227 (25.39)	294 (32.89)	BJP	135 (15.1)	11 (1.23)
105	AAP	653 (70.14)	BJP	222 (23.85)	431 (46.29)	INC	43 (4.62)	13 (1.4)

Contd....

## MCD Election Results

### Number and Name of Ward (2017)

Number of Ward	Name of Ward	Number of Ward	Name of Ward
045N	Sultanpuri-A		
046N	Mangolpuri-D		
047N	Sultanpuri-B		
048N	Sultanpuri-C		

### Number and Name of Ward (2012)

Number of Ward	Name of Ward	Number of Ward	Name of Ward
37	Sultanpuri East (SCW)		
38	Mangolpuri North (W)		
39	Sultanpur Majra		
40	Sultanpuri South (W)		

## MCD Election Results

### Ward-wise Winner & Runner-up in Sultan Pur Majra Assembly Constituency (MCD Election 2017)

MCD Ward Number	Winner Party	Winner Votes (%)	Runner-up Party	Runner-up Votes (%)	Winning Margin Votes (%)
045N	AAP	9904 (36.66)	BJP	5833 (21.59)	4071 (15.07)
046N	AAP	6338 (34.94)	INC	4673 (25.76)	1665 (9.18)
047N	BJP	9020 (34.03)	AAP	7100 (26.79)	1920 (7.24)
048N	AAP	9975 (38.17)	BJP	6632 (25.38)	3343 (12.79)

## MCD Election Results

### Summary Result of Ward 045 N (Sultanpuri-A) : MCD Election - 2017

Candidate Name	Party	Votes	Votes%
<b>Ward 045 N : Sultanpuri-A</b>			
Sanjeev Kumar	AAP	9904	36.66
Nitin	BJP	5833	21.59
Rahul	INC	4105	15.19
Rinku Sankhla	BSP	3407	12.61
Bobi	AIFB	962	3.56
Mohan Singh	SHS	773	2.86
Rakesh Pawar	IND	537	1.99
Ram Kumar	NCP	465	1.72
Gabbar Singh	IND	288	1.07
Sanjay	IND	245	0.91
Saraswati	IND	219	0.81
Tulsi Ram	IND	57	0.21
Priti	IND	38	0.14
	NOTA	184	0.68

## DISCLAIMER

The Terms of Use and Disclaimer of Datanet India Private Limited (hereinafter referred to as "Datanet") for use of this analysis report of **Sultan Pur Majra Assembly Constituency (Sultan Pur Majra Vidhan Sabha)** :-

1. **Assembly Factbook™** is a Registered Trade Mark owned by Datanet.
2. All the maps are sketched and graphical representation only and have not been drawn to the scale and also not to represent the actual geographical area or boundary of the unit.
3. The data for the aforesaid analysis is based on authentic sources and has been culled from the various publications of Census, CSO and NSSO for district and block level data, various central and state government departments, Central & State Elections Commissions and the concerned Returning Officers' releases, Electoral Rolls, Election results and allied publications, internal assessment, surveys, estimates and analysis. Therefore, certain adjustment of data at micro level may have been done to arrive closer to the macro data.
4. Data have been provided on an "As Is" and "As AVAILABLE" basis
5. The colours shown in the maps or diagram and charts of a particular party, alliance or AC are indicative and do not represent them.
6. This publication which includes maps, sheets, graphs and data would be the property under copyright of Datanet only. The user may use these for its internal study, analysis and research purposes. It's public display, re-selling or any commercial uses by the user are not allowed.
7. Datanet has taken due care and caution in compilation and processing of data and allied information, but does not guarantee the accuracy, adequacy or completeness of any information/analysis and will be not responsible for any errors or omissions or for the results obtained from the use of such information/analysis.
8. All the contents for the publication have been culled from various authentic sources and Datanet reasonably believes such sources to be reliable, but does not make any representations, express or implied as to the accuracy or fitness of use of such information. The information or contents of the information/analysis do not constitute advice and should not be relied upon in making (or refraining from making) any decision. Any reliance placed upon the information provided by Datanet is the sole responsibility and strictly at the user's risk.
9. In no event will Datanet be liable for any damages (including, without limitation, damages for loss of business projects, or loss of profits) arising in contract, tort or otherwise from the use of or inability to use any of its contents, or from any action taken (or refrained from being taken) as a result of using the analysis or any of its contents. Datanet its directors, owners, editors, officials, employees, distributor and agents or any associate will not be liable for any errors in the information contained or any consequences arising from the use of the contents of the provided information/analysis.
10. If any provision of these terms and conditions is held invalid or illegal or unenforceable for any reason by any court of competent jurisdiction, such provision shall be severed and the remainder of provisions of the terms and conditions shall continue in full force and effect as if the Term of Use had been executed with the invalid, illegal or unenforceable provision eliminated.
11. If there are any discrepancies in the information provided, please bring it to attention of Datanet for suitable rectification measures.

**Buy Online This Complete Book At**  
**Datanet India eBooks Store**

[www.indiastatpublications.com](http://www.indiastatpublications.com)

or go directly at

[http://www.indiastatpublications.com/  
Assembly\\_factbook/Delhi/North\\_West\\_Delhi/  
Sultan\\_Pur\\_Majra](http://www.indiastatpublications.com/Assembly_factbook/Delhi/North_West_Delhi/Sultan_Pur_Majra)



**i** **india**stat**elections**

ISBN : 978-93-5293-456-0



9 789352 934560