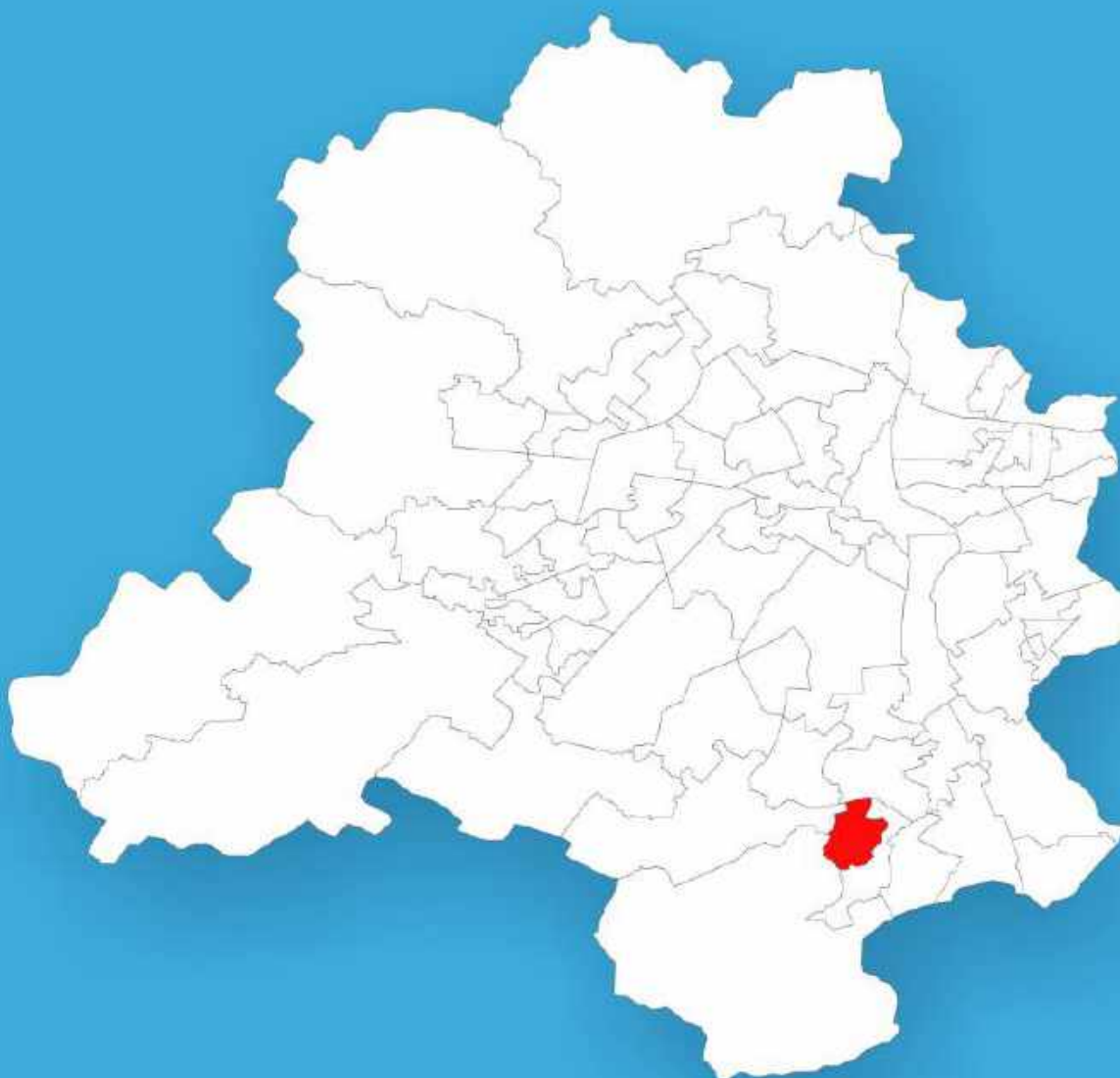




Delhi

# Assembly Factbook™

Ambedkar Nagar Assembly Constituency

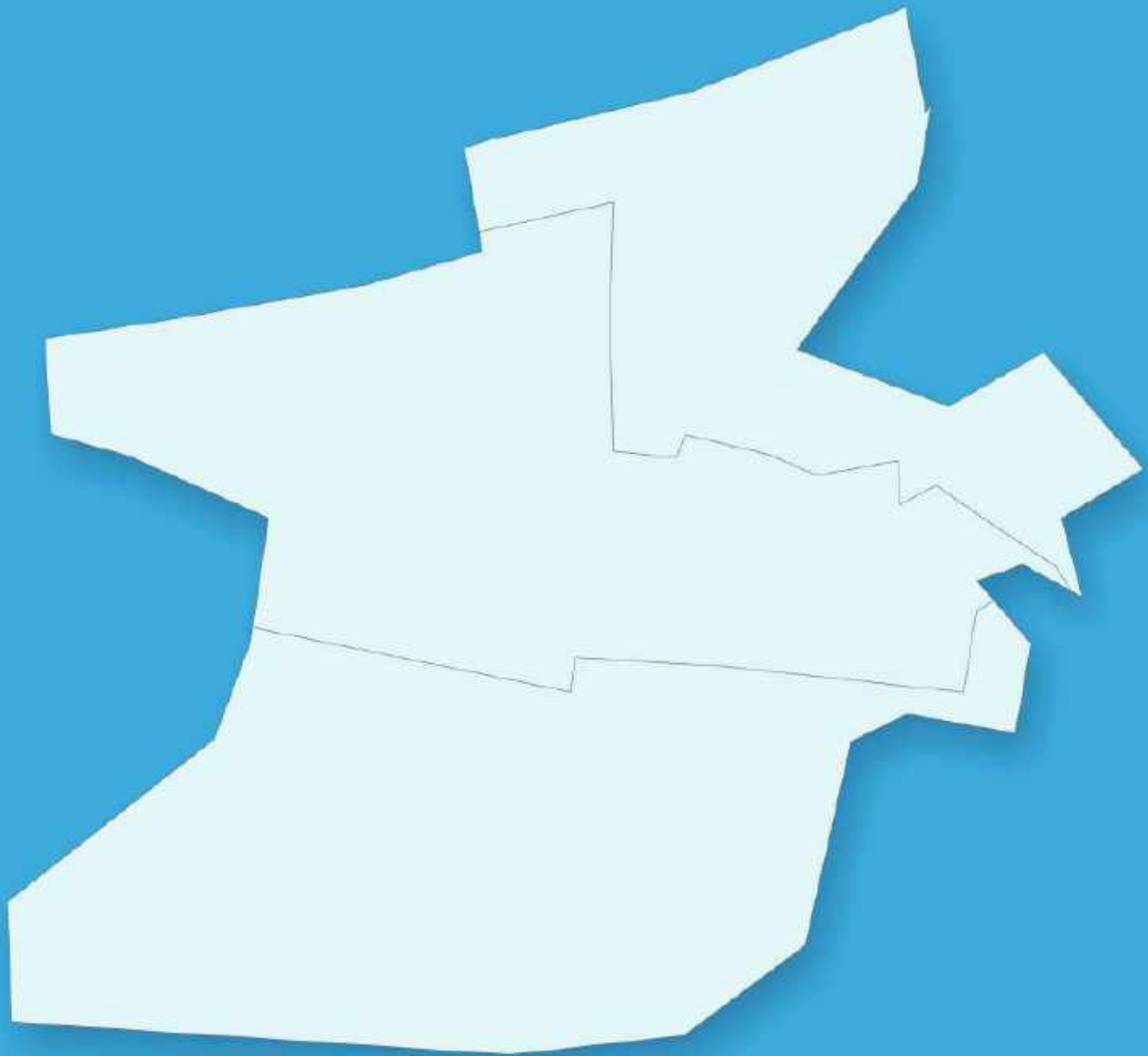


Key Electoral Data of Ambedkar Nagar  
Assembly Constituency (Vidhan Sabha)

Delhi

# **Assembly Factbook™**

Ambedkar Nagar Assembly Constituency



Ambedkar Nagar Vidhan Sabha

## **Editor & Director**

Dr. R.K. Thukral

## **Research Editor**

Dr. Shafeeq Rahman

## **Compiled, Researched and Published by Datanet India Pvt. Ltd.**

D-100, 1st Floor,

Okhla Industrial Area, Phase-I,  
New Delhi- 110020.

Ph.: 91-11- 43580781-84

Email : support@indiastatpublications.com

Website : www.indiastatelections.com

## **Online Book Store :**

www.indiastatpublications.com

**Report No. :** AFB/DL-48-0125

**ISBN :** 978-93-5293-398-3

**First Edition :** January, 2018

**Eighth Updated Edition :** January, 2025

**Price :** Rs. 11500/-

US\$ 310

**© Datanet India Pvt. Ltd.**

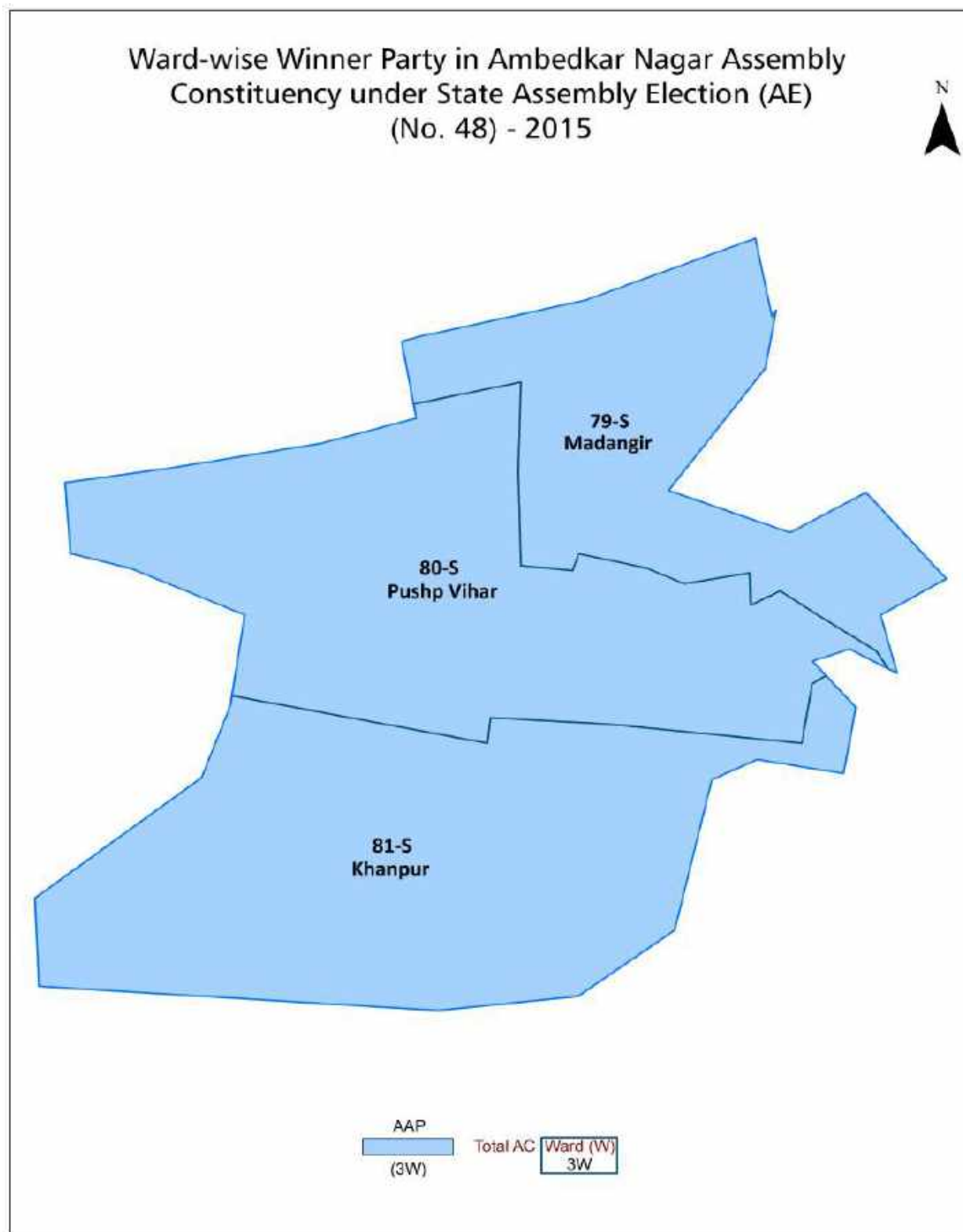
All rights reserved. No part of this book may be reproduced, stored in a retrieval system or transmitted in any form or by any means, mechanical photocopying, photographing, scanning, recording or otherwise without the prior written permission of the publisher. Please refer to Disclaimer at page no. 166 for the use of this publication.

Printed in India

## Contents

No.	Particulars	Page No.
<b>1</b>	<b>Introduction</b> Assembly Constituency at a Glance   Features of Assembly as per Delimitation Commission of India (2008)	<b>1-2</b>
<b>2</b>	<b>Location and Political Maps</b> Location Map   Boundaries of Assembly Constituency in District   Boundaries of Assembly Constituency under Parliamentary Constituency   Ward-wise Winner Parties- 2025, 2024, 2020, 2019, 2015, 2014, 2013, 2009 and 2008	<b>3-11</b>
<b>3</b>	<b>Administrative Setup &amp; Demographics (2011)</b> Ward Name   Ward Number   Population   Population by Ward   Sex Ratio   Religious Population   Social Population	<b>12</b>
<b>4</b>	<b>Electoral Features</b> Important Dates of Last Elections Held   Electors by Gender   Service Electors   Voters   Voters Turnout   Polling Stations & Average Number of Electors per Polling Station   Electors by Age Group   Present Elected Representatives	<b>13-18</b>
<b>5</b>	<b>Historical Summary Election Results</b> Vote Share of Major Parties   Winning Margin (Number & Percentage   Polarity   Summary Result of Assembly Segment of Parliamentary Election 2024, 2019, 2014, 2009, 2004 and 1999   Summary Result of Assembly Elections 2025, 2020, 2015, 2013, 2008, 2003, 1998 and 1993	<b>19-34</b>
<b>6</b>	<b>Polling Station Level Election Results</b> Name and Number of Polling Station 2025, 2024, 2020, 2019, 2015, 2014, 2013, 2009 and 2008   Polling Station-wise Electoral, Voter & Voter Turnout 2025, 2024, 2020, 2019, 2015, 2014, 2013, 2009 and 2008   Polling Station wise Elections Results 2025, 2024, 2020, 2019, 2015, 2014, 2013, 2009 & 2008	<b>35-149</b>
<b>7</b>	<b>MCD Ward Election Result</b> MCD Election 2017 and 2012	<b>150-159</b>
<b>8</b>	<b>Share of Assembly Constituency</b> Share of Assembly Constituency in State and Parliamentary Constituency	<b>160</b>
<b>9</b>	<b>Abbreviation &amp; Sources</b>	<b>163-164</b>
<b>10</b>	<b>Disclaimer</b>	<b>166</b>

## Location & Political Map

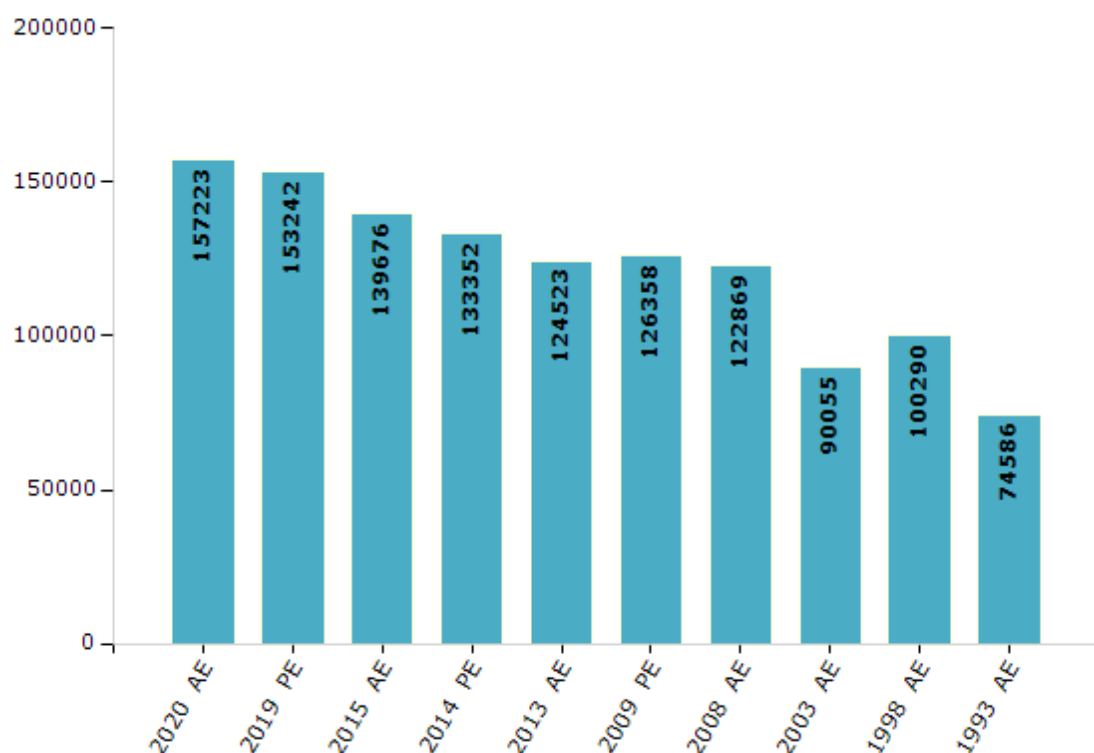


## Electoral Features

### Electors by Male & Female

Year	Male	Female	Others	Total	Year	Male	Female	Others	Total
2020 AE	83950	73251	22	157223	2003 AE	50032	40023	-	90055
2019 PE	82197	71037	8	153242	1999 PE	-	-	-	-
2015 AE	76233	63436	7	139676	1998 AE	57337	42953	-	100290
2014 PE	72827	60517	8	133352	1993 AE	40302	34284	-	74586
2013 AE	67989	56534	0	124523	1983 AE	-	-	-	-
2009 PE	69571	56787	0	126358	1977 AE	-	-	-	-
2008 AE	67518	55351	-	122869	1972 AE	-	-	-	-
2004 PE	-	-	-	-	1952 AE	-	-	-	-

Number of Electors

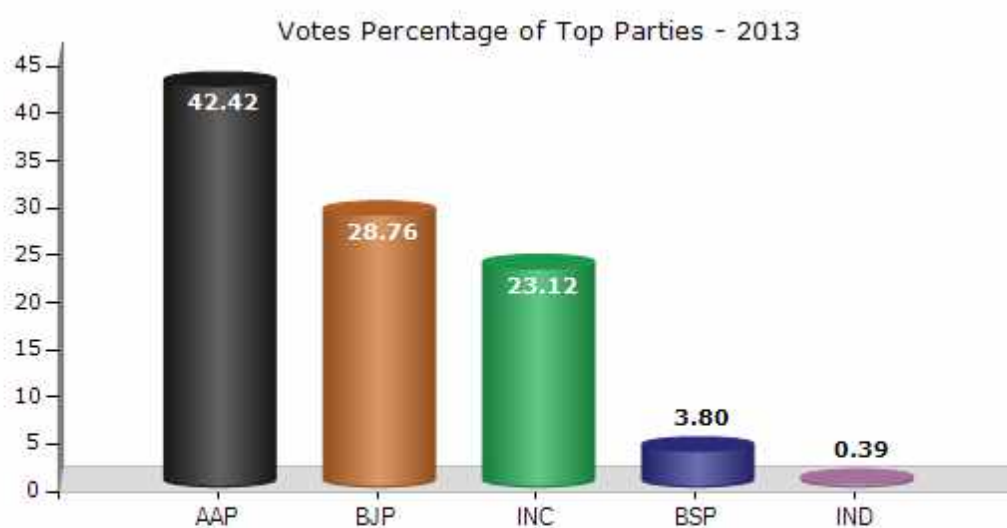


Note : AE : Assembly Election, PE : Assembly Segment of Parliamentary Election

## Historical Summary Election Results

### Summary Result of Assembly Election - 2013

Candidate Name	Party	Votes	Votes %
Ashok Kumar	AAP	36239	42.42
Khushi Ram Chunar	BJP	24569	28.76
Ch. Prem Singh	INC	19753	23.12
Ghan Shyam Dass	BSP	3250	3.8
Radhey Shyam	IND	330	0.39
Gopal Krishan	JKNPP	238	0.28
Rajveer Singh	IND	190	0.22
Ramesh Chander Chhazlaan	BHBP	188	0.22
Raj Kumar Banewal	IJP	104	0.12
	NOTA	568	0.66



## Polling Station Level Election Results

### Number and Name of Polling Stations (PS) (2020)

Number of Polling Stations	Name of Polling Stations	Number of Polling Stations	Name of Polling Stations
1	Sdmc Pratibha Co-Education School, Sector-7 Pushp Vihar	22	Kendriya Vidyalaya Pushp Vihar Sector-3
2	Sdmc Pratibha Co-Education School, Sector-7 Pushp Vihar	23	Kendriya Vidyalaya Pushp Vihar Sector-3
3	Sarvodaya Kanya Secondary School, Sec-1, Pushp Vihar, New Delhi-110017	24	Yogi Arvind Sarvodaya Vidyalaya Dr.Ambedkar Nagar Sector-4,Madangir
4	Sarvodaya Kanya Secondary School, Sec-1, Pushp Vihar, New Delhi-110017	25	Yogi Arvind Sarvodaya Vidyalaya Dr.Ambedkar Nagar Sector-4,Madangir
5	Sarvodaya Kanya Secondary School, Sec-1, Pushp Vihar, New Delhi-110017	26	Yogi Arvind Sarvodaya Vidyalaya Dr.Ambedkar Nagar Sector-4,Madangir
6	Sarvodaya Kanya Secondary School, Sec-1, Pushp Vihar, New Delhi-110017	27	Yogi Arvind Sarvodaya Vidyalaya Dr.Ambedkar Nagar Sector-4,Madangir
7	Sarvodaya Kanya Secondary School, Sec-1, Pushp Vihar, New Delhi-110017	28	Yogi Arvind Sarvodaya Vidyalaya Dr.Ambedkar Nagar Sector-4,Madangir
8	Sarvodaya Kanya Secondary School, Sec-1, Pushp Vihar, New Delhi-110017	29	Yogi Arvind Sarvodaya Vidyalaya Dr.Ambedkar Nagar Sector-4,Madangir
9	Sarvodaya Kanya Secondary School, Sec-1, Pushp Vihar, New Delhi-110017	30	Yogi Arvind Sarvodaya Vidyalaya Dr.Ambedkar Nagar Sector-4,Madangir
10	Sarvodaya Kanya Secondary School, Sec-1, Pushp Vihar, New Delhi-110017	31	Yogi Arvind Sarvodaya Vidyalaya Dr.Ambedkar Nagar Sector-4,Madangir
11	Sdmc Pratibha Co-Education School, Sector-7 Pushp Vihar	32	Yogi Arvind Sarvodaya Vidyalaya Dr.Ambedkar Nagar Sector-4,Madangir
12	Sdmc Pratibha Co-Education School, Sector-7 Pushp Vihar	33	Mcd Primary School No-1 Dr.Ambedkar Nagar Sector-4,Ph-I,Near Central Mkt.,Madangir
13	Sdmc Pratibha Co-Education School, Sector-7 Pushp Vihar	34	Mcd Primary School No-1 Dr.Ambedkar Nagar Sector-4,Ph-I,Near Central Mkt.,Madangir
14	Sdmc Pratibha Co-Education School, Sector-7 Pushp Vihar	35	Mcd Primary School No-1 Dr.Ambedkar Nagar Sector-4,Ph-I,Near Central Mkt.,Madangir
15	Sdmc Pratibha Co-Education School, Sector-7 Pushp Vihar	36	Mcd Primary School No-1 Dr.Ambedkar Nagar Sector-4,Ph-I,Near Central Mkt.,Madangir
16	Mcd Primary School Pushp Vihar Sector-5	37	Mcd Primary School No-1 Dr.Ambedkar Nagar Sector-4,Ph-I,Near Central Mkt.,Madangir
17	Mcd Primary School Pushp Vihar Sector-5	38	Mcd Primary School No-1 Dr.Ambedkar Nagar Sector-4,Ph-I,Near Central Mkt.,Madangir
18	Mcd Primary School Pushp Vihar Sector-5	39	Mcd Primary School No-1 Dr.Ambedkar Nagar Sector-4,Ph-I,Near Central Mkt.,Madangir
19	Kendriya Vidyalaya Pushp Vihar Sector-3	40	Kendriya Vidyalaya Pushp Vihar Sector-3
20	Kendriya Vidyalaya Pushp Vihar Sector-3	41	Mcd Primary School No-1 Dr.Ambedkar Nagar Sector-4,Ph-I,Near Central Mkt.,Madangir
21	Kendriya Vidyalaya Pushp Vihar Sector-3	42	Mcd Primary School No-1 Dakshin Puri Block-D

Contd....



## Polling Station Level Election Results

### Polling Station-wise Votes Secured by Overall Top Five Parties in Ambedkar Nagar Assembly in Assembly Election (AE) under South Delhi Parliamentary Constituency in Delhi (2020)

Number of Polling Station	Winner - Ajay Dutt (AAP)	Runner-up - Khushiram Chunar (BJP)	3rd - Yaduraj Choudhary (INC)	4th - Satish (BSP)	5th - Rashmi Raikwar (IND)	NOTA	Other	Total Votes Secured
36	680	303	20	4	4	4	2	1017
37	644	147	36	2	1	3	0	833
38	401	196	7	15	1	1	0	621
39	611	244	23	5	0	4	0	887
40	498	386	34	0	1	4	0	923
41	451	267	32	15	0	5	0	770
42	379	181	13	1	1	2	1	578
43	356	191	15	4	0	6	4	576
44	815	178	31	13	3	6	0	1046
45	379	105	15	12	2	0	0	513
46	675	206	14	6	2	4	2	909
47	470	176	19	1	2	1	1	670
48	650	249	22	3	4	4	3	935
49	582	225	20	9	2	1	0	839
50	464	142	22	1	0	3	0	632
51	723	223	16	12	3	5	3	985
52	675	275	26	10	2	9	0	997
53	617	349	29	2	0	2	1	1000
54	681	187	22	3	0	7	1	901
55	593	168	19	2	4	2	0	788
56	555	206	25	1	0	3	2	792
57	432	132	6	0	1	6	0	577
58	610	226	14	7	4	6	2	869
59	358	104	11	1	0	2	0	476
60	430	182	13	6	0	1	0	632
61	558	231	10	10	2	4	0	815
62	344	258	16	0	0	4	0	622
63	303	229	26	1	2	4	1	566
64	410	435	22	2	1	4	0	874
65	459	349	28	1	0	3	0	840
66	424	301	19	1	1	2	0	748
67	620	238	11	10	1	5	2	887
68	513	163	14	8	0	4	1	703
69	506	201	20	8	0	2	0	737
70	691	266	14	21	2	5	2	1001

Contd....

## Polling Station Level Election Results

**Winner, Runner-up and 3rd Party Position & Winning Margin According to Polling Stations in Ambedkar Nagar Assembly in Assembly Election (AE) under South Delhi Parliamentary Constituency in Delhi (2020)**

Polling Station Number	Winner Party	Winner Votes (%)	Runner-up Party	Runner-up Votes (%)	Winning Margin Votes (%)	Third Party	Third Party Votes (%)	Other Votes (%)
71	AAP	576 (71.64)	BJP	202 (25.12)	374 (46.52)	INC	11 (1.37)	15 (1.87)
72	AAP	423 (67.57)	BJP	158 (25.24)	265 (42.33)	INC	31 (4.95)	14 (2.24)
73	AAP	613 (77.69)	BJP	156 (19.77)	457 (57.92)	INC	14 (1.77)	6 (0.76)
74	AAP	463 (72.12)	BJP	162 (25.23)	301 (46.89)	INC	10 (1.56)	7 (1.09)
75	AAP	541 (69.99)	BJP	201 (26)	340 (43.99)	INC	19 (2.46)	12 (1.55)
76	AAP	690 (70.62)	BJP	274 (28.05)	416 (42.57)	INC	4 (0.41)	9 (0.92)
77	AAP	326 (69.51)	BJP	133 (28.36)	193 (41.15)	BSP	7 (1.49)	3 (0.64)
78	AAP	624 (70.43)	BJP	236 (26.64)	388 (43.79)	INC	12 (1.35)	14 (1.58)
79	AAP	594 (61.36)	BJP	334 (34.5)	260 (26.86)	INC	24 (2.48)	16 (1.65)
80	AAP	841 (85.64)	BJP	125 (12.73)	716 (72.91)	INC	5 (0.51)	11 (1.12)
81	AAP	378 (55.51)	BJP	264 (38.77)	114 (16.74)	INC	18 (2.64)	21 (3.08)
82	AAP	628 (67.31)	BJP	282 (30.23)	346 (37.08)	INC	16 (1.71)	7 (0.75)
83	AAP	673 (66.9)	BJP	309 (30.72)	364 (36.18)	INC	13 (1.29)	11 (1.09)
84	AAP	687 (85.24)	BJP	108 (13.4)	579 (71.84)	INC	7 (0.87)	4 (0.5)
85	AAP	492 (58.16)	BJP	318 (37.59)	174 (20.57)	INC	29 (3.43)	7 (0.83)
86	AAP	705 (79.39)	BJP	155 (17.45)	550 (61.94)	INC	14 (1.58)	14 (1.58)
87	AAP	628 (67.17)	BJP	266 (28.45)	362 (38.72)	INC	17 (1.82)	24 (2.57)
88	AAP	451 (68.65)	BJP	178 (27.09)	273 (41.56)	INC	19 (2.89)	9 (1.37)
89	AAP	563 (56.08)	BJP	398 (39.64)	165 (16.44)	INC	21 (2.09)	22 (2.19)
90	AAP	677 (76.5)	BJP	185 (20.9)	492 (55.6)	INC	12 (1.36)	11 (1.24)
91	AAP	700 (71.43)	BJP	245 (25)	455 (46.43)	INC	22 (2.24)	13 (1.33)
92	AAP	718 (69.84)	BJP	276 (26.85)	442 (42.99)	BSP	15 (1.46)	19 (1.85)
93	AAP	704 (67.76)	BJP	235 (22.62)	469 (45.14)	IND (RR)	63 (6.06)	37 (3.56)
94	AAP	753 (74.93)	BJP	220 (21.89)	533 (53.04)	INC	15 (1.49)	17 (1.69)
95	AAP	647 (73.11)	BJP	220 (24.86)	427 (48.25)	INC	5 (0.56)	13 (1.47)
96	AAP	632 (63.9)	BJP	324 (32.76)	308 (31.14)	INC	15 (1.52)	18 (1.82)
97	AAP	570 (74.12)	BJP	168 (21.85)	402 (52.27)	INC	14 (1.82)	17 (2.21)
98	AAP	552 (64.04)	BJP	285 (33.06)	267 (30.98)	INC	9 (1.04)	16 (1.86)
99	AAP	563 (62.14)	BJP	292 (32.23)	271 (29.91)	BSP	25 (2.76)	26 (2.87)
100	AAP	725 (68.98)	BJP	280 (26.64)	445 (42.34)	INC	24 (2.28)	22 (2.09)
101	AAP	361 (67.98)	BJP	156 (29.38)	205 (38.6)	INC	5 (0.94)	9 (1.69)
102	AAP	315 (57.48)	BJP	203 (37.04)	112 (20.44)	INC	19 (3.47)	11 (2.01)
103	AAP	512 (68.54)	BJP	212 (28.38)	300 (40.16)	INC	9 (1.2)	14 (1.87)
104	BJP	443 (55.51)	AAP	310 (38.85)	133 (16.66)	INC	25 (3.13)	20 (2.51)
105	BJP	222 (51.99)	AAP	190 (44.5)	32 (7.49)	INC	9 (2.11)	6 (1.41)

Contd....

## MCD Election Results

### Number and Name of Ward (2017)

Number of Ward	Name of Ward	Number of Ward	Name of Ward
079S	Madangir		
080S	Pushp Vihar		
081S	Khanpur		

### Number and Name of Ward (2012)

Number of Ward	Name of Ward	Number of Ward	Name of Ward
181	Khanpur		
182	Ambedkar Nagar (SC)		
183	Madangir (W)		
184	Pushp Vihar		

## MCD Election Results

### Ward-wise Winner & Runner-up in Ambedkar Nagar Assembly Constituency (MCD Election 2017)

MCD Ward Number	Winner Party	Winner Votes (%)	Runner-up Party	Runner-up Votes (%)	Winning Margin Votes (%)
079S	AAP	9057 (36.42)	BJP	7059 (28.39)	1998 (8.03)
080S	BJP	10170 (39.75)	AAP	8270 (32.33)	1900 (7.42)
081S	BJP	11585 (44.42)	AAP	5503 (21.1)	6082 (23.32)

## MCD Election Results

### Summary Result of Ward 079 S (Madangir) : MCD Election - 2017

Candidate Name	Party	Votes	Votes%
<b>Ward 079 S : Madangir</b>			
Dinesh Kumar	AAP	9057	36.42
Subhash Nagar	BJP	7059	28.39
Sarita	BSP	3956	15.91
Panna Lal Khairwal	INC	2688	10.81
Ashish Kumar	NCP	1196	4.81
Prince	SHS	189	0.76
Manish Lal	IND	132	0.53
Ayush	CPI	125	0.5
Amit Karautiya	IND	74	0.3
Mange Ram	IND	74	0.3
Chandan Kanojia	IND	64	0.26
Rahul Kumar	IND	57	0.23
Yogesh	IND	30	0.12
	NOTA	167	0.67

## DISCLAIMER

The Terms of Use and Disclaimer of Datanet India Private Limited (hereinafter referred to as "Datanet") for use of this analysis report of **Ambedkar Nagar Assembly Constituency (Ambedkar Nagar Vidhan Sabha)** :-

1. **Assembly Factbook™** is a Registered Trade Mark owned by Datanet.
2. All the maps are sketched and graphical representation only and have not been drawn to the scale and also not to represent the actual geographical area or boundary of the unit.
3. The data for the aforesaid analysis is based on authentic sources and has been culled from the various publications of Census, CSO and NSSO for district and block level data, various central and state government departments, Central & State Elections Commissions and the concerned Returning Officers' releases, Electoral Rolls, Election results and allied publications, internal assessment, surveys, estimates and analysis. Therefore, certain adjustment of data at micro level may have been done to arrive closer to the macro data.
4. Data have been provided on an "As Is" and "As AVAILABLE" basis
5. The colours shown in the maps or diagram and charts of a particular party, alliance or AC are indicative and do not represent them.
6. This publication which includes maps, sheets, graphs and data would be the property under copyright of Datanet only. The user may use these for its internal study, analysis and research purposes. It's public display, re-selling or any commercial uses by the user are not allowed.
7. Datanet has taken due care and caution in compilation and processing of data and allied information, but does not guarantee the accuracy, adequacy or completeness of any information/analysis and will be not responsible for any errors or omissions or for the results obtained from the use of such information/analysis.
8. All the contents for the publication have been culled from various authentic sources and Datanet reasonably believes such sources to be reliable, but does not make any representations, express or implied as to the accuracy or fitness of use of such information. The information or contents of the information/analysis do not constitute advice and should not be relied upon in making (or refraining from making) any decision. Any reliance placed upon the information provided by Datanet is the sole responsibility and strictly at the user's risk.
9. In no event will Datanet be liable for any damages (including, without limitation, damages for loss of business projects, or loss of profits) arising in contract, tort or otherwise from the use of or inability to use any of its contents, or from any action taken (or refrained from being taken) as a result of using the analysis or any of its contents. Datanet its directors, owners, editors, officials, employees, distributor and agents or any associate will not be liable for any errors in the information contained or any consequences arising from the use of the contents of the provided information/analysis.
10. If any provision of these terms and conditions is held invalid or illegal or unenforceable for any reason by any court of competent jurisdiction, such provision shall be severed and the remainder of provisions of the terms and conditions shall continue in full force and effect as if the Term of Use had been executed with the invalid, illegal or unenforceable provision eliminated.
11. If there are any discrepancies in the information provided, please bring it to attention of Datanet for suitable rectification measures.

**Buy Online This Complete Book At**  
**Datanet India eBooks Store**

[www.indiastatpublications.com](http://www.indiastatpublications.com)

or go directly at

[http://www.indiastatpublications.com/  
Assembly\\_factbook/Delhi/South\\_Delhi/Ambedkar\\_Nagar](http://www.indiastatpublications.com/Assembly_factbook/Delhi/South_Delhi/Ambedkar_Nagar)

 **india**stat**elections**

ISBN : 978-93-5293-398-3



9 789352 933983