



Delhi

# Assembly Factbook™

Bijwasan Assembly Constituency

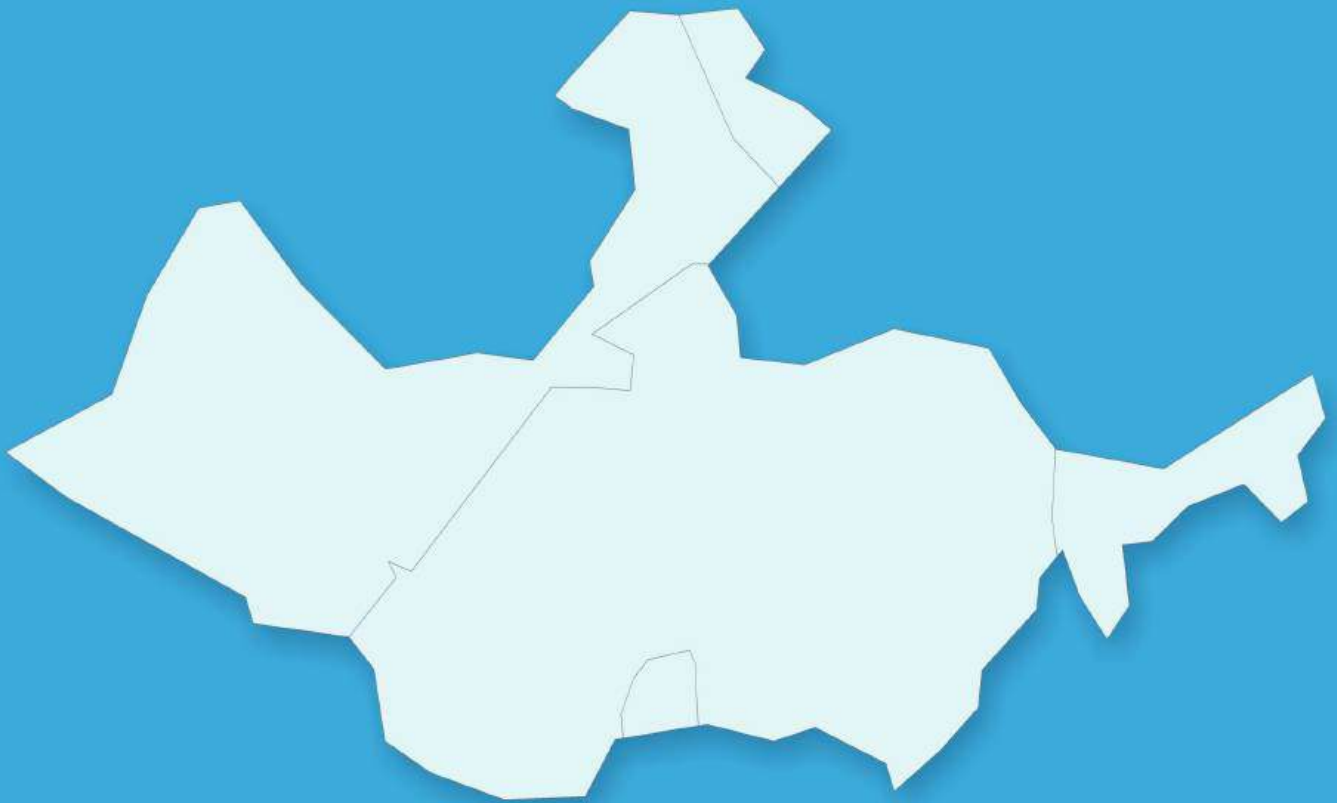


Key Electoral Data of Bijwasan  
Assembly Constituency (Vidhan Sabha)

Delhi

# **Assembly Factbook™**

Bijwasan Assembly Constituency



Bijwasan Vidhan Sabha

## **Editor & Director**

Dr. R.K. Thukral

## **Research Editor**

Dr. Shafeeq Rahman

## **Compiled, Researched and Published by Datanet India Pvt. Ltd.**

D-100, 1st Floor,

Okhla Industrial Area, Phase-I,  
New Delhi- 110020.

Ph.: 91-11- 43580781-84

Email : support@indiastatpublications.com

Website : www.indiastatelections.com

## **Online Book Store :**

www.indiastatpublications.com

**Report No. :** AFB/DL-36-0125

**ISBN :** 978-93-5293-404-1

**First Edition :** January, 2018

**Eighth Updated Edition :** January, 2025

**Price :** Rs. 11500/-

US\$ 310

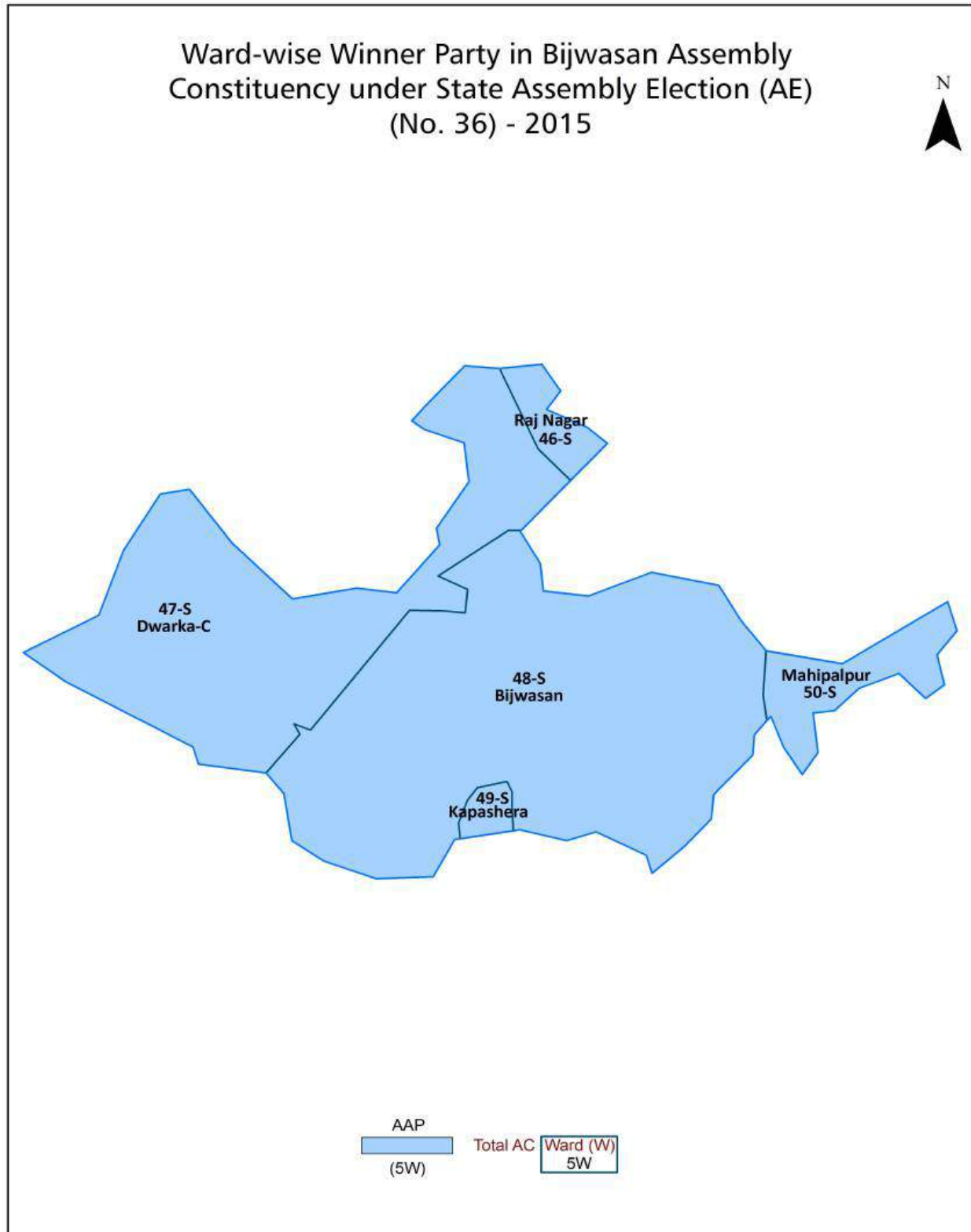
**© Datanet India Pvt. Ltd.**

All rights reserved. No part of this book may be reproduced, stored in a retrieval system or transmitted in any form or by any means, mechanical photocopying, photographing, scanning, recording or otherwise without the prior written permission of the publisher. Please refer to Disclaimer at page no. 170 for the use of this publication.

Printed in India

No.	Particulars	Page No.
<b>1</b>	<b>Introduction</b> Assembly Constituency at a Glance   Features of Assembly as per Delimitation Commission of India (2008)	<b>1-2</b>
<b>2</b>	<b>Location and Political Maps</b> Location Map   Boundaries of Assembly Constituency in District   Boundaries of Assembly Constituency under Parliamentary Constituency   Ward-wise Winner Parties- 2025, 2024, 2020, 2019, 2015, 2014, 2013, 2009 and 2008	<b>3-11</b>
<b>3</b>	<b>Administrative Setup &amp; Demographics (2011)</b> Ward Name   Ward Number   Population   Population by Ward   Sex Ratio   Religious Population   Social Population	<b>12</b>
<b>4</b>	<b>Electoral Features</b> Important Dates of Last Elections Held   Electors by Gender   Service Electors   Voters   Voters Turnout   Polling Stations & Average Number of Electors per Polling Station   Electors by Age Group   Present Elected Representatives	<b>13-18</b>
<b>5</b>	<b>Historical Summary Election Results</b> Vote Share of Major Parties   Winning Margin (Number & Percentage   Polarity   Summary Result of Assembly Segment of Parliamentary Election 2024, 2019, 2014 and 2009   Summary Result of Assembly Elections 2025, 2020, 2015, 2013 and 2008	<b>19-29</b>
<b>6</b>	<b>Polling Station Level Election Results</b> Name and Number of Polling Station 2025, 2024, 2020, 2019, 2015, 2014, 2013, 2009 and 2008   Polling Station-wise Electoral, Voter & Voter Turnout 2025, 2024, 2020, 2019, 2015, 2014, 2013, 2009 and 2008   Polling Station wise Elections Results 2025, 2024, 2020, 2019, 2015, 2014, 2013, 2009 & 2008	<b>30-151</b>
<b>7</b>	<b>MCD Ward Election Result</b> MCD Election 2017 and 2012	<b>152-163</b>
<b>8</b>	<b>Share of Assembly Constituency</b> Share of Assembly Constituency in State and Parliamentary Constituency	<b>164</b>
<b>9</b>	<b>Abbreviation &amp; Sources</b>	<b>167-168</b>
<b>10</b>	<b>Disclaimer</b>	<b>170</b>

## Location & Political Map

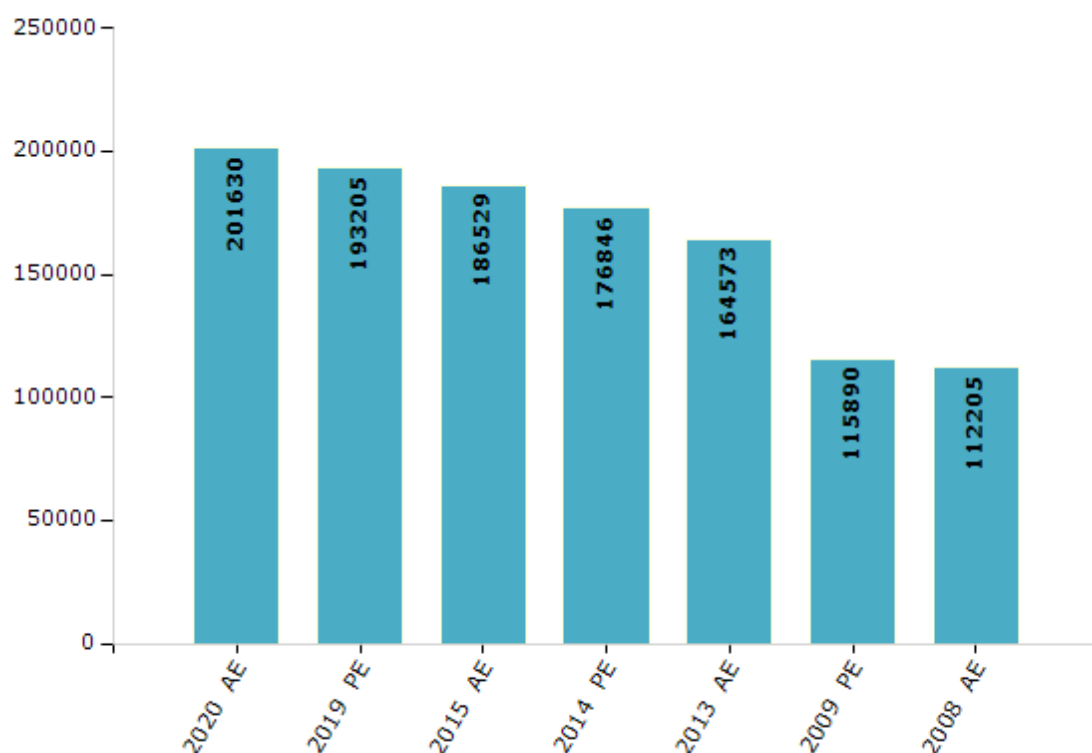


## Electoral Features

### Electors by Male & Female

Year	Male	Female	Others	Total	Year	Male	Female	Others	Total
2020 AE	111106	90456	68	201630	2003 AE	-	-	-	-
2019 PE	106995	86197	13	193205	1999 PE	-	-	-	-
2015 AE	104979	81534	16	186529	1998 AE	-	-	-	-
2014 PE	99560	77271	15	176846	1993 AE	-	-	-	-
2013 AE	92581	71980	12	164573	1983 AE	-	-	-	-
2009 PE	63822	52068	0	115890	1977 AE	-	-	-	-
2008 AE	61884	50321	-	112205	1972 AE	-	-	-	-
2004 PE	-	-	-	-	1952 AE	-	-	-	-

Number of Electors

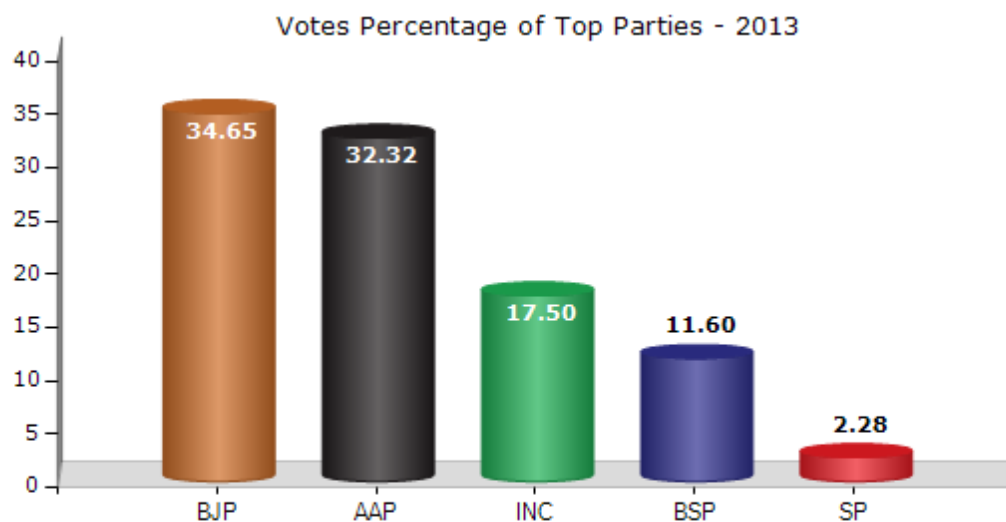


Note : AE : Assembly Election, PE : Assembly Segment of Parliamentary Election

## Historical Summary Election Results

### Summary Result of Assembly Election - 2013

Candidate Name	Party	Votes	Votes %
Sat Prakash Rana	BJP	35988	34.65
Colonel Devinder Sehrawat	AAP	33574	32.32
Vijay Singh Lochav	INC	18173	17.5
Narender Rana	BSP	12053	11.6
Surender Bhardwaj	SP	2370	2.28
Jay Vir Singh	JD(U)	500	0.48
Inder Singh	IND	290	0.28
Ombir Singh Naughwar	IND	239	0.23
	NOTA	688	0.66



## Polling Station Level Election Results

### Number and Name of Polling Stations (PS) (2020)

Number of Polling Stations	Name of Polling Stations	Number of Polling Stations	Name of Polling Stations
1	Itl Public School, Sector-09, Dwarka	22	Sdmc Pry Model School(B/G), Raj Nagar Vistar (Raj Nagar Ext.Ii ) Raj Nagar Ext.Ii
2	Itl Public School, Sector-09, Dwarka	23	Sdmc Pry Model School(B/G), Raj Nagar Vistar (Raj Nagar Ext.Ii ) Raj Nagar Ext.Ii
3	Itl Public School, Sector-09, Dwarka	24	Sdmc Pry Model School(B/G), Raj Nagar Vistar (Raj Nagar Ext.Ii ) Raj Nagar Ext.Ii
4	Itl Public School, Sector-09, Dwarka	25	Sdmc Pry Model School(B/G), Raj Nagar Vistar (Raj Nagar Ext.Ii ) Raj Nagar Ext.Ii
5	Itl Public School, Sector-09, Dwarka	26	Sdmc Pry Model School(B/G), Raj Nagar Vistar (Raj Nagar Ext.Ii ) Raj Nagar Ext.Ii
6	Itl Public School, Sector-09, Dwarka	27	Sdmc Pry Model School(B/G), Raj Nagar Vistar (Raj Nagar Ext.Ii ) Raj Nagar Ext.Ii
7	Itl Public School, Sector-09, Dwarka	28	Sdmc Pry Model School(B/G), Raj Nagar Vistar (Raj Nagar Ext.Ii ) Raj Nagar Ext.Ii
8	Sarvodaya Kanya Vidyalaya, Raj Nagar Part-Ii	29	Sarvodaya Kanya Vidyalaya, Raj Nagar Part-Ii
9	Sarvodaya Kanya Vidyalaya, Raj Nagar Part-Ii	30	Laxman Convent Public School Rz G-2 Raj Nagar Extn.-Ii
10	Sarvodaya Kanya Vidyalaya, Raj Nagar Part-Ii	31	Laxman Convent Public School Rz G-2 Raj Nagar Extn.-Ii
11	Sarvodaya Kanya Vidyalaya, Raj Nagar Part-Ii	32	Laxman Convent Public School Rz G-2 Raj Nagar Extn.-Ii
12	Sarvodaya Kanya Vidyalaya, Raj Nagar Part-Ii	33	Sdmc Pry Model School(B/G), Raj Nagar Vistar (Raj Nagar Ext.Ii ) Raj Nagar Ext.Ii
13	Sarvodaya Kanya Vidyalaya, Raj Nagar Part-Ii	34	Sdmc Pry Model School(B/G), Raj Nagar Vistar (Raj Nagar Ext.Ii ) Raj Nagar Ext.Ii
14	Sarvodaya Kanya Vidyalaya, Raj Nagar Part-Ii	35	Kennedy Public School H-Block Raj Nagar Extn-Ii
15	Sarvodaya Kanya Vidyalaya, Raj Nagar Part-Ii	36	Kennedy Public School H-Block Raj Nagar Extn-Ii
16	Sarvodaya Kanya Vidyalaya, Raj Nagar Part-Ii	37	Kennedy Public School H-Block Raj Nagar Extn-Ii
17	Sarvodaya Kanya Vidyalaya, Raj Nagar Part-Ii	38	Kennedy Public School H-Block Raj Nagar Extn-Ii
18	Sarvodaya Kanya Vidyalaya, Raj Nagar Part-Ii	39	Sir Chhotu Ram Public School , Palam Village Raj Ngr - Ii
19	Sarvodaya Kanya Vidyalaya, Raj Nagar Part-Ii	40	Sir Chhotu Ram Public School , Palam Village Raj Ngr - Ii
20	Sarvodaya Kanya Vidyalaya, Raj Nagar Part-Ii	41	Sir Chhotu Ram Public School , Palam Village Raj Ngr - Ii
21	Sdmc Pry Model School(B/G), Raj Nagar Vistar (Raj Nagar Ext.Ii ) Raj Nagar Ext.Ii	42	Sir Chhotu Ram Public School , Palam Village Raj Ngr - Ii

Contd....



## Polling Station Level Election Results

### Polling Station-wise Votes Secured by Overall Top Five Parties in Bijwasan Assembly in Assembly Election (AE) under South Delhi Parliamentary Constituency in Delhi (2020)

Number of Polling Station	Winner - Bhupinder Singh Joon (AAP)	Runner-up - Sat Prakash Rana (BJP)	3rd - Parveen Rana (INC)	4th - Lokender Kapashera (AAPP)	5th - Deepak (BSP)	NOTA	Other	Total Votes Secured
36	391	355	17	4	0	5	3	775
37	396	285	17	11	1	0	4	714
38	385	382	18	6	0	1	6	798
39	413	405	11	6	6	4	7	852
40	191	136	5	1	1	1	2	337
41	382	369	8	2	0	2	6	769
42	320	301	8	7	2	1	7	646
43	391	334	12	1	1	1	1	741
44	345	223	14	3	0	2	5	592
45	370	174	12	3	2	2	2	565
46	448	409	20	8	5	1	10	901
47	460	423	18	7	1	4	8	921
48	354	218	5	2	1	7	5	592
49	365	262	4	5	0	2	3	641
50	351	266	9	17	0	1	3	647
51	496	321	14	4	3	2	3	843
52	316	349	18	6	0	0	2	691
53	315	318	17	6	0	2	4	662
54	320	206	4	2	2	2	4	540
55	200	126	2	0	0	1	1	330
56	387	347	16	4	2	4	3	763
57	285	248	8	9	0	1	3	554
58	490	142	3	14	3	1	5	658
59	448	236	4	3	0	5	1	697
60	539	285	11	5	4	3	2	849
61	394	286	23	4	1	4	3	715
62	268	184	4	2	1	2	0	461
63	264	170	6	2	1	2	2	447
64	387	172	6	4	0	0	4	573
65	388	266	12	2	0	3	3	674
66	164	248	35	7	0	0	7	461
67	300	373	159	22	1	7	24	886
68	417	291	36	29	3	7	12	795
69	157	384	164	0	7	1	24	737
70	552	162	105	3	10	1	16	849

Contd....

## Polling Station Level Election Results

**Winner, Runner-up and 3rd Party Position & Winning Margin According to Polling Stations in Bijwasan Assembly in Assembly Election (AE) under South Delhi Parliamentary Constituency in Delhi (2020)**

Polling Station Number	Winner Party	Winner Votes (%)	Runner-up Party	Runner-up Votes (%)	Winning Margin Votes (%)	Third Party	Third Party Votes (%)	Other Votes (%)
71	AAP	231 (39.09)	BJP	224 (37.9)	7 (1.19)	INC	91 (15.4)	45 (7.61)
72	AAP	322 (47.01)	BJP	251 (36.64)	71 (10.37)	INC	75 (10.95)	37 (5.4)
73	AAP	294 (44.89)	BJP	237 (36.18)	57 (8.71)	INC	80 (12.21)	44 (6.72)
74	AAP	308 (64.71)	BJP	114 (23.95)	194 (40.76)	INC	17 (3.57)	37 (7.77)
75	BJP	394 (56.77)	HND	115 (16.57)	279 (40.2)	AAP	93 (13.4)	92 (13.26)
76	BJP	507 (60.57)	AAP	141 (16.85)	366 (43.72)	HND	71 (8.48)	118 (14.1)
77	BJP	289 (49.23)	AAP	110 (18.74)	179 (30.49)	INC	91 (15.5)	97 (16.52)
78	BJP	268 (48.82)	AAP	126 (22.95)	142 (25.87)	BSP	67 (12.2)	88 (16.03)
79	AAP	402 (48.85)	BJP	301 (36.57)	101 (12.28)	INC	44 (5.35)	76 (9.23)
80	AAP	364 (53.22)	BJP	172 (25.15)	192 (28.07)	INC	80 (11.7)	68 (9.94)
81	BJP	455 (52.6)	AAP	345 (39.88)	110 (12.72)	INC	45 (5.2)	20 (2.31)
82	AAP	429 (50.59)	BJP	344 (40.57)	85 (10.02)	INC	49 (5.78)	26 (3.07)
83	BJP	244 (57.41)	AAP	150 (35.29)	94 (22.12)	INC	18 (4.24)	13 (3.06)
84	BJP	457 (53.76)	AAP	338 (39.76)	119 (14)	INC	30 (3.53)	25 (2.94)
85	BJP	354 (56.19)	AAP	241 (38.25)	113 (17.94)	INC	20 (3.17)	15 (2.38)
86	BJP	598 (60.47)	AAP	326 (32.96)	272 (27.51)	INC	52 (5.26)	13 (1.31)
87	AAP	411 (76.39)	BJP	79 (14.68)	332 (61.71)	INC	21 (3.9)	27 (5.02)
88	BJP	292 (50.17)	AAP	250 (42.96)	42 (7.21)	INC	24 (4.12)	16 (2.75)
89	BJP	405 (50.63)	AAP	224 (28)	181 (22.63)	INC	152 (19)	19 (2.38)
90	BJP	292 (51.05)	INC	139 (24.3)	153 (26.75)	AAP	133 (23.25)	8 (1.4)
91	BJP	348 (56.59)	AAP	142 (23.09)	206 (33.5)	INC	112 (18.21)	13 (2.11)
92	BJP	206 (46.5)	INC	126 (28.44)	80 (18.06)	AAP	104 (23.48)	7 (1.58)
93	BJP	463 (64.48)	AAP	125 (17.41)	338 (47.07)	INC	117 (16.3)	13 (1.81)
94	BJP	253 (54.53)	AAP	127 (27.37)	126 (27.16)	INC	79 (17.03)	5 (1.08)
95	BJP	299 (47.39)	INC	181 (28.68)	118 (18.71)	AAP	144 (22.82)	7 (1.11)
96	BJP	371 (48.5)	AAP	251 (32.81)	120 (15.69)	INC	136 (17.78)	7 (0.92)
97	BJP	305 (45.52)	AAP	235 (35.07)	70 (10.45)	INC	119 (17.76)	11 (1.64)
98	BJP	322 (58.23)	AAP	150 (27.12)	172 (31.11)	INC	75 (13.56)	6 (1.08)
99	BJP	200 (55.4)	INC	88 (24.38)	112 (31.02)	AAP	73 (20.22)	0 (0)
100	BJP	522 (60.91)	AAP	182 (21.24)	340 (39.67)	INC	136 (15.87)	17 (1.98)
101	BJP	274 (58.67)	AAP	134 (28.69)	140 (29.98)	INC	44 (9.42)	15 (3.21)
102	AAP	240 (58.11)	BJP	142 (34.38)	98 (23.73)	INC	24 (5.81)	7 (1.69)
103	BJP	499 (56.96)	AAP	277 (31.62)	222 (25.34)	INC	85 (9.7)	15 (1.71)
104	BJP	453 (56.48)	AAP	277 (34.54)	176 (21.94)	INC	55 (6.86)	17 (2.12)
105	BJP	310 (58.6)	AAP	153 (28.92)	157 (29.68)	INC	57 (10.78)	9 (1.7)

Contd....

## MCD Election Results

### Number and Name of Ward (2017)

Number of Ward	Name of Ward	Number of Ward	Name of Ward
046S	Raj Nagar		
047S	Dwarka-C		
048S	Bijwasan		
049S	Kapashera		
050S	Mahipalpur		

### Number and Name of Ward (2012)

Number of Ward	Name of Ward	Number of Ward	Name of Ward
141	Bijwasan		
142	Raj Nagar (W)		
143	Kapashera (SC)		
144	Mahipalpur		

## MCD Election Results

### Ward-wise Winner & Runner-up in Bijwasan Assembly Constituency (MCD Election 2017)

MCD Ward Number	Winner Party	Winner Votes (%)	Runner-up Party	Runner-up Votes (%)	Winning Margin Votes (%)
046S	BJP	9160 (31.74)	AAP	8947 (31)	213 (0.74)
047S	BJP	8407 (44.15)	AAP	3781 (19.86)	4626 (24.29)
048S	AAP	7276 (33.72)	BJP	4334 (20.09)	2942 (13.63)
049S	IND (AY)	3741 (37.29)	INC	3321 (33.11)	420 (4.18)
050S	BJP	7914 (30.72)	IND (A)	6995 (27.16)	919 (3.56)

## MCD Election Results

### Summary Result of Ward 046 S (Raj Nagar) : MCD Election - 2017

Candidate Name	Party	Votes	Votes%
<b>Ward 046 S : Raj Nagar</b>			
Bhupender Gupta	BJP	9160	31.74
Poonam Bhardwaj	AAP	8947	31
Vinod Kumar Yadav	INC	4362	15.11
Harnek Singh	BSP	2301	7.97
Chandra Shekhar Singh Jeena	IND	1347	4.67
Anju Singh	IND	1271	4.4
Abhishek Yogi	SHS	422	1.46
Diwakar Chaubey	IND	182	0.63
Shubh Ram	IND	142	0.49
Om Bir	IND	128	0.44
Surender Singh Bisht	IND	115	0.4
Satya Prakash Pandey	IND	83	0.29
Pradeep Saini	IND	78	0.27
Jagdish Sharma	IND	62	0.21
Prabhawati	IND	49	0.17
Ram Niwas	IND	34	0.12
Mahavir Singh Pushkar	IND	27	0.09
	NOTA	153	0.53

## DISCLAIMER

The Terms of Use and Disclaimer of Datanet India Private Limited (hereinafter referred to as "Datanet") for use of this analysis report of **Bijwasan Assembly Constituency (Bijwasan Vidhan Sabha)** :-

1. **Assembly Factbook™** is a Registered Trade Mark owned by Datanet.
2. All the maps are sketched and graphical representation only and have not been drawn to the scale and also not to represent the actual geographical area or boundary of the unit.
3. The data for the aforesaid analysis is based on authentic sources and has been culled from the various publications of Census, CSO and NSSO for district and block level data, various central and state government departments, Central & State Elections Commissions and the concerned Returning Officers' releases, Electoral Rolls, Election results and allied publications, internal assessment, surveys, estimates and analysis. Therefore, certain adjustment of data at micro level may have been done to arrive closer to the macro data.
4. Data have been provided on an "As Is" and "As AVAILABLE" basis
5. The colours shown in the maps or diagram and charts of a particular party, alliance or AC are indicative and do not represent them.
6. This publication which includes maps, sheets, graphs and data would be the property under copyright of Datanet only. The user may use these for its internal study, analysis and research purposes. It's public display, re-selling or any commercial uses by the user are not allowed.
7. Datanet has taken due care and caution in compilation and processing of data and allied information, but does not guarantee the accuracy, adequacy or completeness of any information/analysis and will be not responsible for any errors or omissions or for the results obtained from the use of such information/analysis.
8. All the contents for the publication have been culled from various authentic sources and Datanet reasonably believes such sources to be reliable, but does not make any representations, express or implied as to the accuracy or fitness of use of such information. The information or contents of the information/analysis do not constitute advice and should not be relied upon in making (or refraining from making) any decision. Any reliance placed upon the information provided by Datanet is the sole responsibility and strictly at the user's risk.
9. In no event will Datanet be liable for any damages (including, without limitation, damages for loss of business projects, or loss of profits) arising in contract, tort or otherwise from the use of or inability to use any of its contents, or from any action taken (or refrained from being taken) as a result of using the analysis or any of its contents. Datanet its directors, owners, editors, officials, employees, distributor and agents or any associate will not be liable for any errors in the information contained or any consequences arising from the use of the contents of the provided information/analysis.
10. If any provision of these terms and conditions is held invalid or illegal or unenforceable for any reason by any court of competent jurisdiction, such provision shall be severed and the remainder of provisions of the terms and conditions shall continue in full force and effect as if the Term of Use had been executed with the invalid, illegal or unenforceable provision eliminated.
11. If there are any discrepancies in the information provided, please bring it to attention of Datanet for suitable rectification measures.

**Buy Online This Complete Book At**  
**Indiastat Publication Book Store**

[www.indiastatpublications.com](http://www.indiastatpublications.com)

or go directly at

[http://www.indiastatpublications.com/  
Assembly\\_factbook/Delhi/South\\_Delhi/ Bijwasan](http://www.indiastatpublications.com/Assembly_factbook/Delhi/South_Delhi/Bijwasan)



**i** indiastat**elections**

ISBN : 978-93-5293-404-1



9 789352 934041