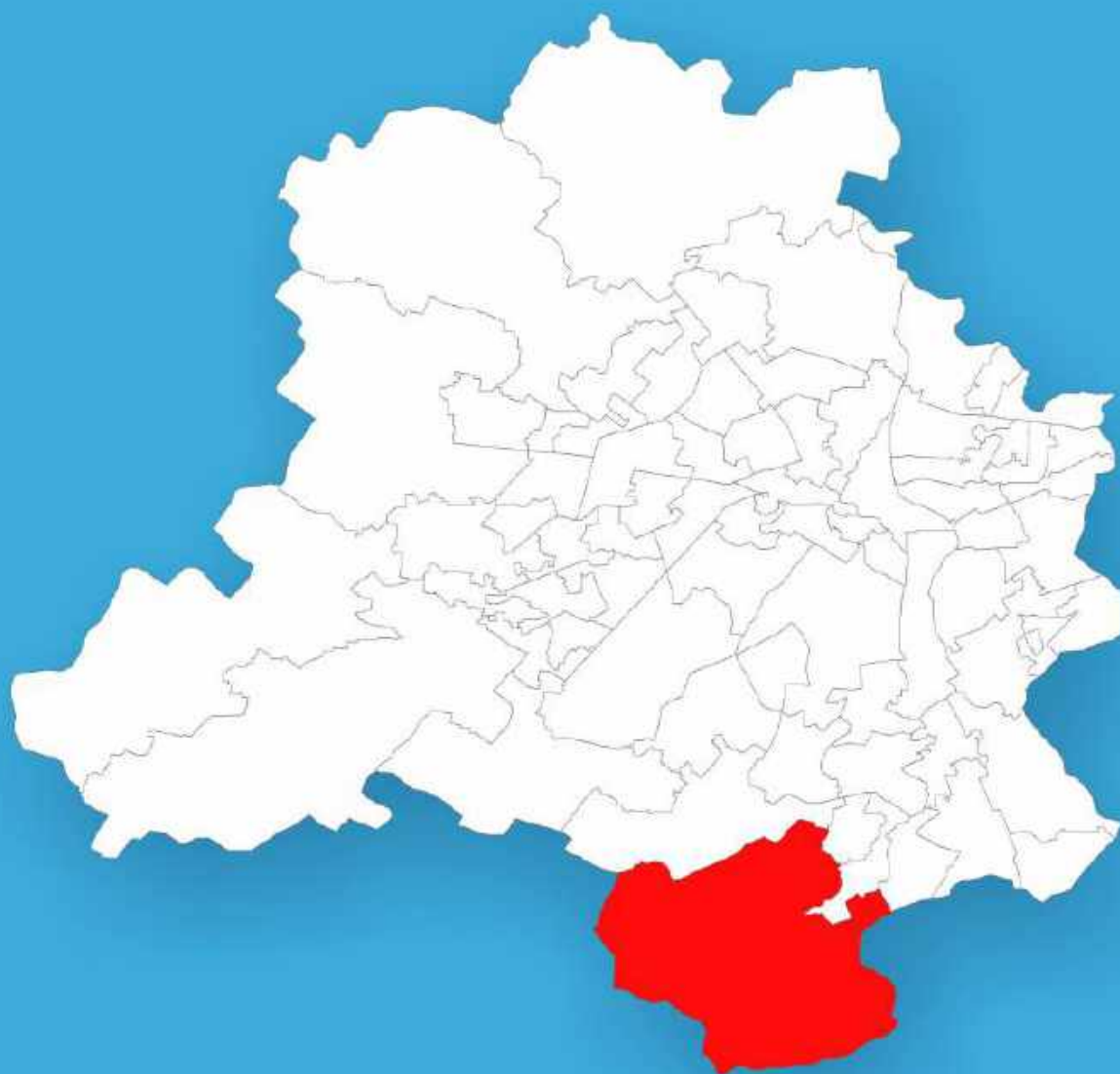




Delhi

Assembly Factbook™

Chhatarpur Assembly Constituency



Key Electoral Data of Chhatarpur
Assembly Constituency (Vidhan Sabha)

Delhi

Assembly Factbook™

Chhatarpur Assembly Constituency



Chhatarpur Vidhan Sabha

Editor & Director

Dr. R.K. Thukral

Research Editor

Dr. Shafeeq Rahman

Compiled, Researched and Published by Datanet India Pvt. Ltd.

D-100, 1st Floor,

Okhla Industrial Area, Phase-I,
New Delhi- 110020.

Ph.: 91-11- 43580781-84

Email : support@indiastatpublications.com

Website : www.indiastatelections.com

Online Book Store :

www.indiastatpublications.com

Report No. : AFB/DL-46-0125

ISBN : 978-93-5293-407-2

First Edition : January, 2018

Eighth Updated Edition : January, 2025

Price : Rs. 11500/-

US\$ 310

© Datanet India Pvt. Ltd.

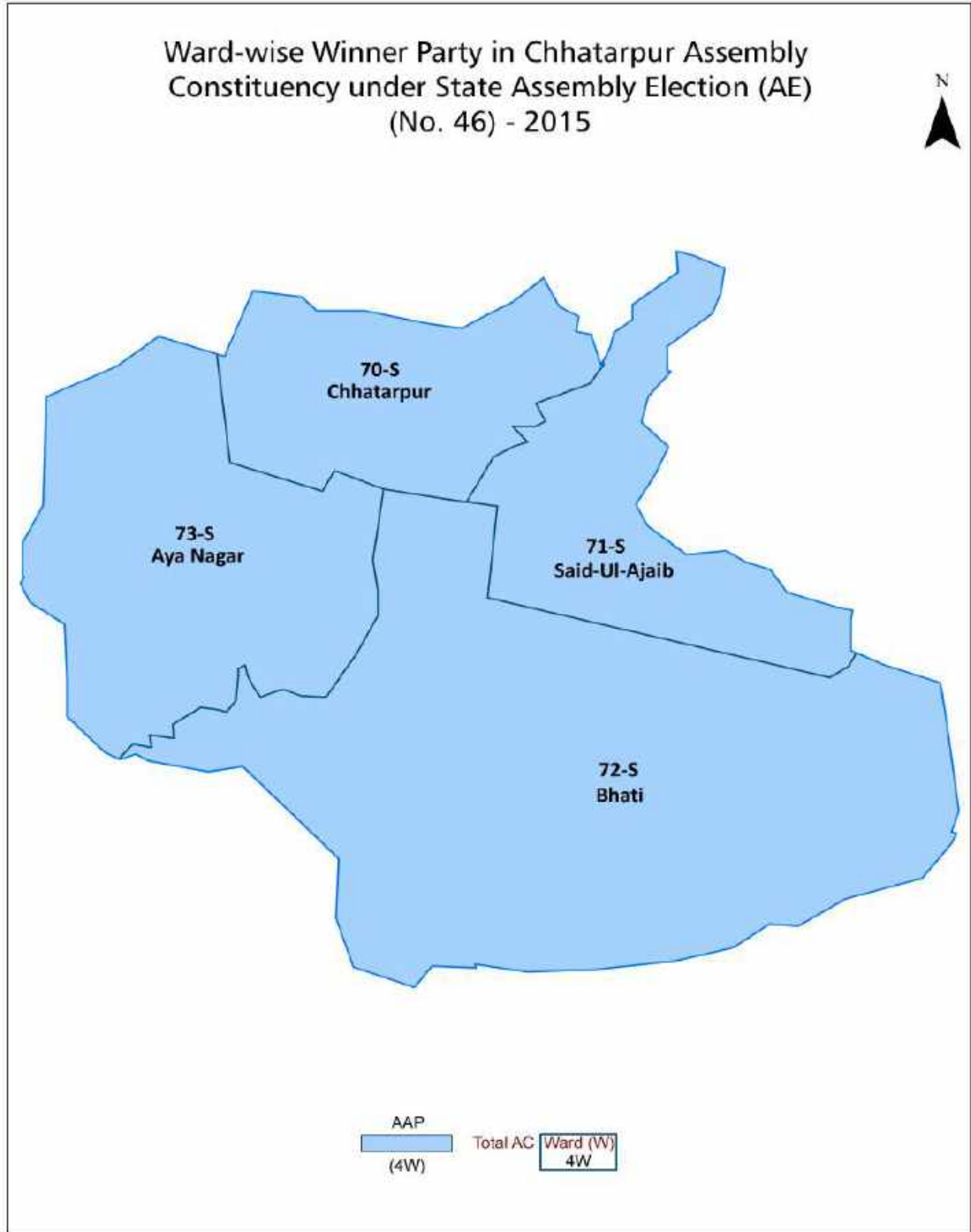
All rights reserved. No part of this book may be reproduced, stored in a retrieval system or transmitted in any form or by any means, mechanical photocopying, photographing, scanning, recording or otherwise without the prior written permission of the publisher. Please refer to Disclaimer at page no. 171 for the use of this publication.

Printed in India

Contents

No.	Particulars	Page No.
1	Introduction Assembly Constituency at a Glance Features of Assembly as per Delimitation Commission of India (2008)	1-2
2	Location and Political Maps Location Map Boundaries of Assembly Constituency in District Boundaries of Assembly Constituency under Parliamentary Constituency Ward-wise Winner Parties- 2025, 2024, 2020, 2019, 2015, 2014, 2013, 2009 and 2008	3-11
3	Administrative Setup & Demographics (2011) Ward Name Ward Number Population Population by Ward Sex Ratio Religious Population Social Population	12
4	Electoral Features Important Dates of Last Elections Held Electors by Gender Service Electors Voters Voters Turnout Polling Stations & Average Number of Electors per Polling Station Electors by Age Group Present Elected Representatives	13-18
5	Historical Summary Election Results Vote Share of Major Parties Winning Margin (Number & Percentage Polarity Summary Result of Assembly Segment of Parliamentary Election 2024, 2019, 2014 and 2009 Summary Result of Assembly Elections 2025, 2020, 2015, 2013 and 2008	19-29
6	Polling Station Level Election Results Name and Number of Polling Station 2025, 2024, 2020, 2019, 2015, 2014, 2013, 2009 and 2008 Polling Station-wise Electoral, Voter & Voter Turnout 2025, 2024, 2020, 2019, 2015, 2014, 2013, 2009 and 2008 Polling Station wise Elections Results 2025, 2024, 2020, 2019, 2015, 2014, 2013, 2009 & 2008	30-153
7	MCD Ward Election Result MCD Election 2017 and 2012	154-164
8	Share of Assembly Constituency Share of Assembly Constituency in State and Parliamentary Constituency	165
9	Abbreviation & Sources	168-169
10	Disclaimer	171

Location & Political Map

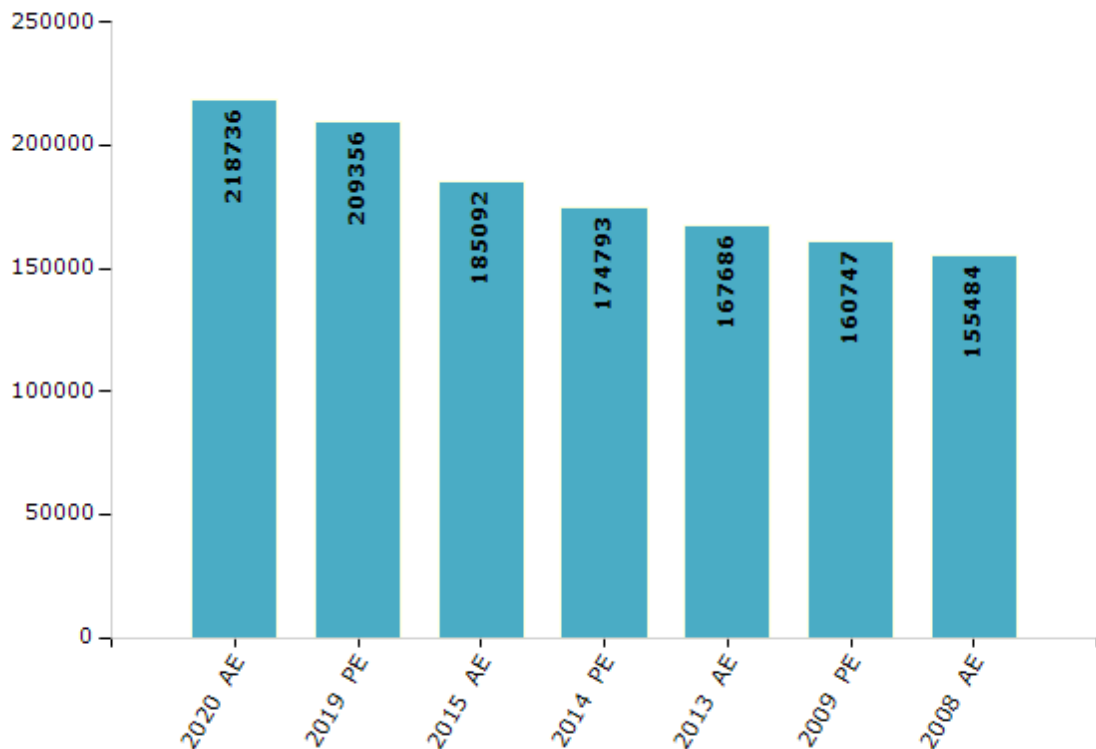


Electoral Features

Electors by Male & Female

Year	Male	Female	Others	Total	Year	Male	Female	Others	Total
2020 AE	125991	92744	1	218736	2003 AE	-	-	-	-
2019 PE	121102	88254	0	209356	1999 PE	-	-	-	-
2015 AE	108679	76408	5	185092	1998 AE	-	-	-	-
2014 PE	102759	72029	5	174793	1993 AE	-	-	-	-
2013 AE	98534	69149	3	167686	1983 AE	-	-	-	-
2009 PE	95304	65443	0	160747	1977 AE	-	-	-	-
2008 AE	92121	63363	-	155484	1972 AE	-	-	-	-
2004 PE	-	-	-	-	1952 AE	-	-	-	-

Number of Electors

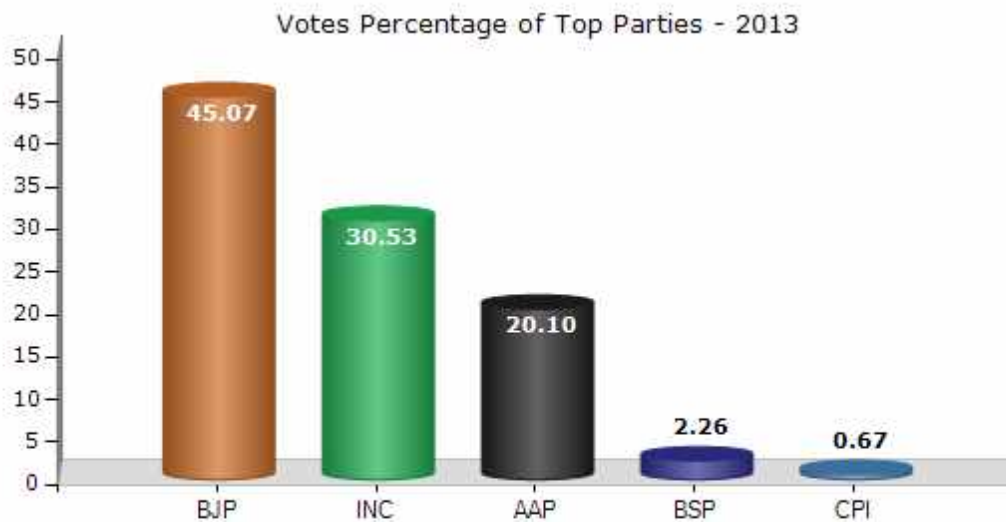


Note : AE : Assembly Election, PE : Assembly Segment of Parliamentary Election

Historical Summary Election Results

Summary Result of Assembly Election - 2013

Candidate Name	Party	Votes	Votes %
Brahm Singh Tanwar	BJP	49975	45.07
Balram Tanwar	INC	33851	30.53
Rishi Pal	AAP	22285	20.1
Amit Kumar	BSP	2507	2.26
Shiv Dutt Sharma	CPI	745	0.67
Ram Sirjan Bhagat	PBI	370	0.33
Babu Lal	IND	245	0.22
Ashok	SHS	180	0.16
	NOTA	718	0.65



Polling Station Level Election Results

Number and Name of Polling Stations (PS) (2020)

Number of Polling Stations	Name of Polling Stations	Number of Polling Stations	Name of Polling Stations
1	Nigam Pratibha Vidyalaya Saidulajab	22	Nigam Pratibha Vidyalaya Neb Sarai
2	Nigam Pratibha Vidyalaya Saidulajab	23	Ignou Complex, Maidan Garhi
3	Nigam Pratibha Vidyalaya Saidulajab	24	Ignou Complex, Maidan Garhi
4	Nigam Pratibha Vidyalaya Saidulajab	25	Sdmc Co Ed Primary School, Maidan Garhi
5	O/O Ex Eng Civil Division V Deptt Of Irrigation & Flood Control, Paryavaran Complex(Near Vidyasagar Hospital)Saiduljab	26	Sdmc Co Ed Primary School, Maidan Garhi
6	O/O Ex Eng Civil Division V Deptt Of Irrigation & Flood Control, Paryavaran Complex(Near Vidyasagar Hospital)Saiduljab	27	Sdmc Co Ed Primary School, Maidan Garhi
7	O/O Ex Eng Civil Division V Deptt Of Irrigation & Flood Control, Paryavaran Complex(Near Vidyasagar Hospital)Saiduljab	28	Sdmc Co Ed Primary School, Maidan Garhi
8	O/O Ex Eng Civil Division V Deptt Of Irrigation & Flood Control, Paryavaran Complex(Near Vidyasagar Hospital)Saiduljab	29	Sdmc Co Ed Primary School, Maidan Garhi
9	Nigam Pratibha Vidyalaya Saidulajab	30	Sdmc Co Ed Primary School, Maidan Garhi
10	Nigam Pratibha Vidyalaya Saidulajab	31	Mc Primary Co-Ed School Rajpur Khurd
11	Govt.Co-Ed Sec School Neb Sarai	32	Mc Primary Co-Ed School Rajpur Khurd
12	Govt.Co-Ed Sec School Neb Sarai	33	Mc Primary Co-Ed School Rajpur Khurd
13	Govt.Co-Ed Sec School Neb Sarai	34	Mc Primary Co-Ed School Rajpur Khurd
14	Govt.Co-Ed Sec School Neb Sarai	35	Mc Primary Co-Ed School Rajpur Khurd
15	Govt.Co-Ed Sec School Neb Sarai	36	Mc Primary Co-Ed School Rajpur Khurd
16	Nigam Pratibha Vidyalaya Neb Sarai	37	Mc Primary Co-Ed School Rajpur Khurd
17	Nigam Pratibha Vidyalaya Neb Sarai	38	Community Center ,Near Shiv Gorakh Mandir Rajpura Khurd
18	Nigam Pratibha Vidyalaya Neb Sarai	39	Community Center ,Near Shiv Gorakh Mandir Rajpura Khurd
19	Nigam Pratibha Vidyalaya Neb Sarai	40	Govt Girls Sr.Sec. School Chhatarpur
20	Nigam Pratibha Vidyalaya Neb Sarai	41	Govt Girls Sr.Sec. School Chhatarpur
21	Nigam Pratibha Vidyalaya Neb Sarai	42	Govt Girls Sr.Sec. School Chhatarpur

Contd....

Polling Station Level Election Results

Polling Station-wise Votes Secured by Overall Top Five Parties in Chhatarpur Assembly in Assembly Election (AE) under South Delhi Parliamentary Constituency in Delhi (2020)

Number of Polling Station	Winner - Kartar Singh Tanwar (AAP)	Runner-up - Brahm Singh Tanwar (BJP)	3rd - Satish Lohia (INC)	4th - Ram Khelavan (PBI)	5th - Suraj Bharti (BSP)	NOTA	Other	Total Votes Secured
36	466	411	9	3	2	6	4	901
37	353	333	6	1	2	5	4	704
38	295	516	10	5	1	3	0	830
39	349	552	9	2	2	5	2	921
40	372	351	8	0	0	4	1	736
41	211	249	4	2	1	0	1	468
42	446	421	16	2	3	6	1	895
43	438	444	4	2	1	4	3	896
44	524	375	12	3	1	8	2	925
45	490	428	17	1	2	6	1	945
46	363	429	10	1	1	4	2	810
47	246	331	4	0	0	7	0	588
48	231	320	10	0	0	1	1	563
49	370	406	4	1	1	5	3	790
50	624	290	10	0	0	6	0	930
51	437	408	15	4	1	5	2	872
52	386	319	7	3	3	2	1	721
53	439	310	8	2	3	4	3	769
54	360	367	3	1	2	7	1	741
55	388	403	6	2	0	2	6	807
56	243	279	14	1	2	5	1	545
57	573	316	12	4	2	5	12	924
58	575	429	11	3	2	6	7	1033
59	598	355	22	1	1	6	5	988
60	414	413	25	5	3	3	7	870
61	517	243	16	3	0	5	6	790
62	464	212	23	3	0	3	8	713
63	360	368	5	4	0	2	4	743
64	334	314	8	3	0	4	2	665
65	466	361	11	4	1	1	2	846
66	558	355	10	3	0	5	5	936
67	345	356	17	2	1	7	3	731
68	361	396	21	0	0	4	3	785
69	306	280	8	0	1	12	2	609
70	396	382	10	3	2	4	7	804

Contd....

Polling Station Level Election Results

Winner, Runner-up and 3rd Party Position & Winning Margin According to Polling Stations in Chhatarpur Assembly in Assembly Election (AE) under South Delhi Parliamentary Constituency in Delhi (2020)

Polling Station Number	Winner Party	Winner Votes (%)	Runner-up Party	Runner-up Votes (%)	Winning Margin Votes (%)	Third Party	Third Party Votes (%)	Other Votes (%)
71	BJP	376 (54.89)	AAP	294 (42.92)	82 (11.97)	INC	8 (1.17)	7 (1.02)
72	BJP	467 (52)	AAP	413 (45.99)	54 (6.01)	INC	9 (1)	9 (1)
73	BJP	407 (50.88)	AAP	373 (46.63)	34 (4.25)	INC	13 (1.63)	7 (0.88)
74	AAP	441 (57.27)	BJP	309 (40.13)	132 (17.14)	INC	13 (1.69)	7 (0.91)
75	AAP	341 (58.29)	BJP	229 (39.15)	112 (19.14)	INC	6 (1.03)	9 (1.54)
76	AAP	636 (71.46)	BJP	231 (25.96)	405 (45.5)	INC	13 (1.46)	10 (1.12)
77	AAP	759 (79.73)	BJP	170 (17.86)	589 (61.87)	INC	7 (0.74)	16 (1.68)
78	AAP	467 (54.94)	BJP	348 (40.94)	119 (14)	INC	24 (2.82)	11 (1.29)
79	BJP	294 (49.66)	AAP	284 (47.97)	10 (1.69)	INC	11 (1.86)	3 (0.51)
80	AAP	460 (49.36)	BJP	436 (46.78)	24 (2.58)	INC	8 (0.86)	28 (3)
81	AAP	817 (81.13)	BJP	169 (16.78)	648 (64.35)	INC	12 (1.19)	9 (0.89)
82	AAP	865 (82.54)	BJP	164 (15.65)	701 (66.89)	INC	15 (1.43)	4 (0.38)
83	BJP	577 (51.7)	AAP	510 (45.7)	67 (6)	INC	13 (1.16)	16 (1.43)
84	AAP	448 (73.68)	BJP	147 (24.18)	301 (49.5)	INC	5 (0.82)	8 (1.32)
85	BJP	559 (63.52)	AAP	309 (35.11)	250 (28.41)	INC	3 (0.34)	9 (1.02)
86	BJP	526 (59.3)	AAP	351 (39.57)	175 (19.73)	PBI	3 (0.34)	7 (0.79)
87	BJP	642 (67.08)	AAP	296 (30.93)	346 (36.15)	INC	3 (0.31)	16 (1.67)
88	BJP	442 (50.46)	AAP	403 (46)	39 (4.46)	INC	16 (1.83)	15 (1.71)
89	BJP	473 (57.61)	AAP	328 (39.95)	145 (17.66)	INC	7 (0.85)	13 (1.58)
90	AAP	692 (80.65)	BJP	109 (12.7)	583 (67.95)	BSP	50 (5.83)	7 (0.82)
91	AAP	514 (57.49)	BJP	334 (37.36)	180 (20.13)	BSP	28 (3.13)	18 (2.01)
92	BJP	430 (62.87)	AAP	241 (35.23)	189 (27.64)	INC	5 (0.73)	8 (1.17)
93	BJP	174 (52.73)	AAP	144 (43.64)	30 (9.09)	INC	7 (2.12)	5 (1.52)
94	BJP	447 (53.66)	AAP	360 (43.22)	87 (10.44)	BSP	8 (0.96)	18 (2.16)
95	BJP	750 (75.15)	AAP	231 (23.15)	519 (52)	INC	5 (0.5)	12 (1.2)
96	BJP	646 (68.94)	AAP	266 (28.39)	380 (40.55)	INC	12 (1.28)	13 (1.39)
97	BJP	474 (54.42)	AAP	372 (42.71)	102 (11.71)	INC	8 (0.92)	17 (1.95)
98	BJP	597 (68.23)	AAP	259 (29.6)	338 (38.63)	INC	5 (0.57)	14 (1.6)
99	AAP	402 (49.02)	BJP	395 (48.17)	7 (0.85)	BSP	4 (0.49)	19 (2.32)
100	BJP	307 (48.89)	AAP	304 (48.41)	3 (0.48)	BSP	6 (0.96)	11 (1.75)
101	BJP	473 (62.32)	AAP	269 (35.44)	204 (26.88)	INC	6 (0.79)	11 (1.45)
102	BJP	525 (53.63)	AAP	420 (42.9)	105 (10.73)	INC	14 (1.43)	20 (2.04)
103	BJP	581 (60.58)	AAP	358 (37.33)	223 (23.25)	INC	11 (1.15)	9 (0.94)
104	AAP	638 (66.81)	BJP	283 (29.63)	355 (37.18)	BSP	10 (1.05)	24 (2.51)
105	BJP	546 (65.63)	AAP	258 (31.01)	288 (34.62)	INC	15 (1.8)	13 (1.56)

Contd....

MCD Election Results

Number and Name of Ward (2017)

Number of Ward	Name of Ward	Number of Ward	Name of Ward
070S	Chhatarpur		
071S	Said-UI-Ajaib		
072S	Bhati		
073S	Aya Nagar		

Number and Name of Ward (2012)

Number of Ward	Name of Ward	Number of Ward	Name of Ward
173	Said-ul-Ajaib		
174	Chhatarpur (W)		
175	Aya Nagar (SC)		
176	Bhati		

MCD Election Results

Ward-wise Winner & Runner-up in Chhatarpur Assembly Constituency (MCD Election 2017)

MCD Ward Number	Winner Party	Winner Votes (%)	Runner-up Party	Runner-up Votes (%)	Winning Margin Votes (%)
070S	BJP	8415 (31.81)	AAP	8413 (31.8)	2 (0.01)
071S	BJP	6541 (24.78)	AAP	6090 (23.07)	451 (1.71)
072S	BJP	12001 (38.77)	AAP	7946 (25.67)	4055 (13.1)
073S	INC	7838 (32.15)	BJP	6671 (27.36)	1167 (4.79)

MCD Election Results

Summary Result of Ward 070 S (Chhatarpur) : MCD Election - 2017

Candidate Name	Party	Votes	Votes%
Ward 070 S : Chhatarpur			
Anita Tanwar	BJP	8415	31.81
Pinky Tyagi	AAP	8413	31.8
Shilpi Tanwar	INC	5658	21.39
Anita Tyagi	RLD	2562	9.68
Sarita	BSP	1011	3.82
Savita	IND	158	0.6
Mamta Tiwari	IND	108	0.41
	NOTA	130	0.49

DISCLAIMER

The Terms of Use and Disclaimer of Datanet India Private Limited (hereinafter referred to as "Datanet") for use of this analysis report of **Chhatarpur Assembly Constituency (Chhatarpur Vidhan Sabha)** :-

1. **Assembly Factbook™** is a Registered Trade Mark owned by Datanet.
2. All the maps are sketched and graphical representation only and have not been drawn to the scale and also not to represent the actual geographical area or boundary of the unit.
3. The data for the aforesaid analysis is based on authentic sources and has been culled from the various publications of Census, CSO and NSSO for district and block level data, various central and state government departments, Central & State Elections Commissions and the concerned Returning Officers' releases, Electoral Rolls, Election results and allied publications, internal assessment, surveys, estimates and analysis. Therefore, certain adjustment of data at micro level may have been done to arrive closer to the macro data.
4. Data have been provided on an "As Is" and "As AVAILABLE" basis
5. The colours shown in the maps or diagram and charts of a particular party, alliance or AC are indicative and do not represent them.
6. This publication which includes maps, sheets, graphs and data would be the property under copyright of Datanet only. The user may use these for its internal study, analysis and research purposes. It's public display, re-selling or any commercial uses by the user are not allowed.
7. Datanet has taken due care and caution in compilation and processing of data and allied information, but does not guarantee the accuracy, adequacy or completeness of any information/analysis and will be not responsible for any errors or omissions or for the results obtained from the use of such information/analysis.
8. All the contents for the publication have been culled from various authentic sources and Datanet reasonably believes such sources to be reliable, but does not make any representations, express or implied as to the accuracy or fitness of use of such information. The information or contents of the information/analysis do not constitute advice and should not be relied upon in making (or refraining from making) any decision. Any reliance placed upon the information provided by Datanet is the sole responsibility and strictly at the user's risk.
9. In no event will Datanet be liable for any damages (including, without limitation, damages for loss of business projects, or loss of profits) arising in contract, tort or otherwise from the use of or inability to use any of its contents, or from any action taken (or refrained from being taken) as a result of using the analysis or any of its contents. Datanet its directors, owners, editors, officials, employees, distributor and agents or any associate will not be liable for any errors in the information contained or any consequences arising from the use of the contents of the provided information/analysis.
10. If any provision of these terms and conditions is held invalid or illegal or unenforceable for any reason by any court of competent jurisdiction, such provision shall be severed and the remainder of provisions of the terms and conditions shall continue in full force and effect as if the Term of Use had been executed with the invalid, illegal or unenforceable provision eliminated.
11. If there are any discrepancies in the information provided, please bring it to attention of Datanet for suitable rectification measures.

Buy Online This Complete Book At
Datanet India eBooks Store

www.indiastatpublications.com

or go directly at

[http://www.indiastatpublications.com/
Assembly_factbook/Delhi/South_Delhi/Chhatarpur](http://www.indiastatpublications.com/Assembly_factbook/Delhi/South_Delhi/Chhatarpur)

 **indiastat**elections

ISBN : 978-93-5293-407-2



9 789352 934072