



Delhi

# Assembly Factbook™

Mehrauli Assembly Constituency



Key Electoral Data of Mehrauli  
Assembly Constituency (Vidhan Sabha)

Delhi

# Assembly Factbook™

Mehrauli Assembly Constituency



Mehrauli Vidhan Sabha

## **Editor & Director**

Dr. R.K. Thukral

## **Research Editor**

Dr. Shafeeq Rahman

## **Compiled, Researched and Published by Datanet India Pvt. Ltd.**

D-100, 1st Floor,

Okhla Industrial Area, Phase-I,  
New Delhi- 110020.

Ph.: 91-11- 43580781-84

Email : support@indiastatpublications.com

Website : www.indiastatelections.com

## **Online Book Store :**

www.indiastatpublications.com

**Report No. :** AFB/DL-45-0125

**ISBN :** 978-93-5293-432-4

**First Edition :** January, 2018

**Eighth Updated Edition :** January, 2025

**Price :** Rs. 11500/-

US\$ 310

© **Datanet India Pvt. Ltd.**

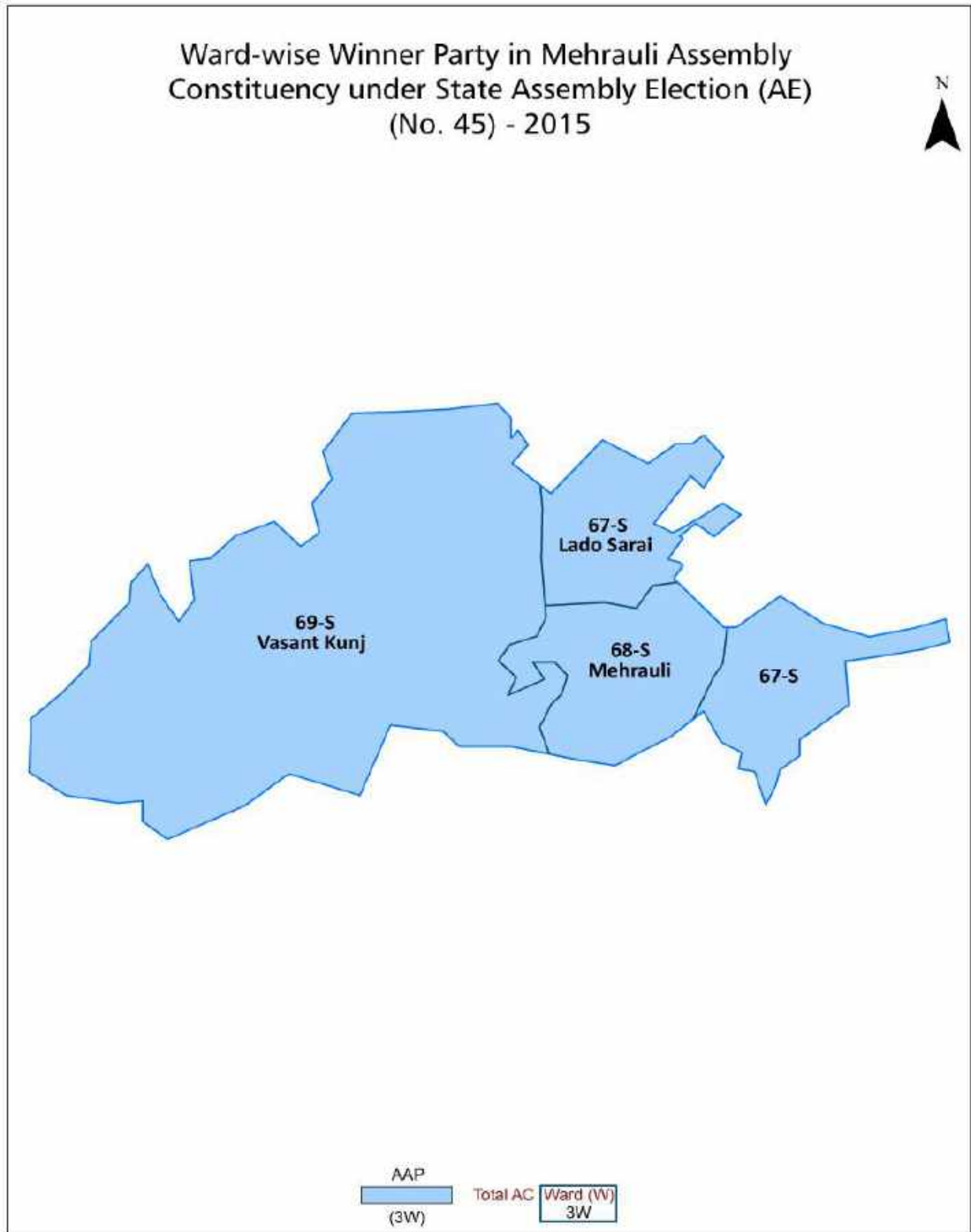
All rights reserved. No part of this book may be reproduced, stored in a retrieval system or transmitted in any form or by any means, mechanical photocopying, photographing, scanning, recording or otherwise without the prior written permission of the publisher. Please refer to Disclaimer at page no. 181 for the use of this publication.

Printed in India

# Contents

No.	Particulars	Page No.
<b>1</b>	<b>Introduction</b> Assembly Constituency at a Glance   Features of Assembly as per Delimitation Commission of India (2008)	<b>1-2</b>
<b>2</b>	<b>Location and Political Maps</b> Location Map   Boundaries of Assembly Constituency in District   Boundaries of Assembly Constituency under Parliamentary Constituency   Ward-wise Winner Parties- 2025, 2024, 2020, 2019, 2015, 2014, 2013, 2009 and 2008	<b>3-11</b>
<b>3</b>	<b>Administrative Setup &amp; Demographics (2011)</b> Ward Name   Ward Number   Population   Population by Ward   Sex Ratio   Religious Population   Social Population	<b>12</b>
<b>4</b>	<b>Electoral Features</b> Important Dates of Last Elections Held   Electors by Gender   Service Electors   Voters   Voters Turnout   Polling Stations & Average Number of Electors per Polling Station   Electors by Age Group   Present Elected Representatives	<b>13-18</b>
<b>5</b>	<b>Historical Summary Election Results</b> Vote Share of Major Parties   Winning Margin (Number & Percentage   Polarity   Summary Result of Assembly Segment of Parliamentary Election 2024, 2019, 2014, 2009, 2004 and 1999   Summary Result of Assembly Elections 2025, 2020, 2015, 2013, 2008, 2003, 1998, 1993, 1983, 1977 and 1952	<b>19-36</b>
<b>6</b>	<b>Polling Station Level Election Results</b> Name and Number of Polling Station 2025, 2024, 2020, 2019, 2015, 2014, 2013, 2009 and 2008   Polling Station-wise Electoral, Voter & Voter Turnout 2025, 2024, 2020, 2019, 2015, 2014, 2013, 2009 and 2008   Polling Station wise Elections Results 2025, 2024, 2020, 2019, 2015, 2014, 2013, 2009 & 2008	<b>37-164</b>
<b>7</b>	<b>MCD Ward Election Result</b> MCD Election 2017 and 2012	<b>165-174</b>
<b>8</b>	<b>Share of Assembly Constituency</b> Share of Assembly Constituency in State and Parliamentary Constituency	<b>175</b>
<b>9</b>	<b>Abbreviation &amp; Sources</b>	<b>178-179</b>
<b>10</b>	<b>Disclaimer</b>	<b>181</b>

Location & Political Map

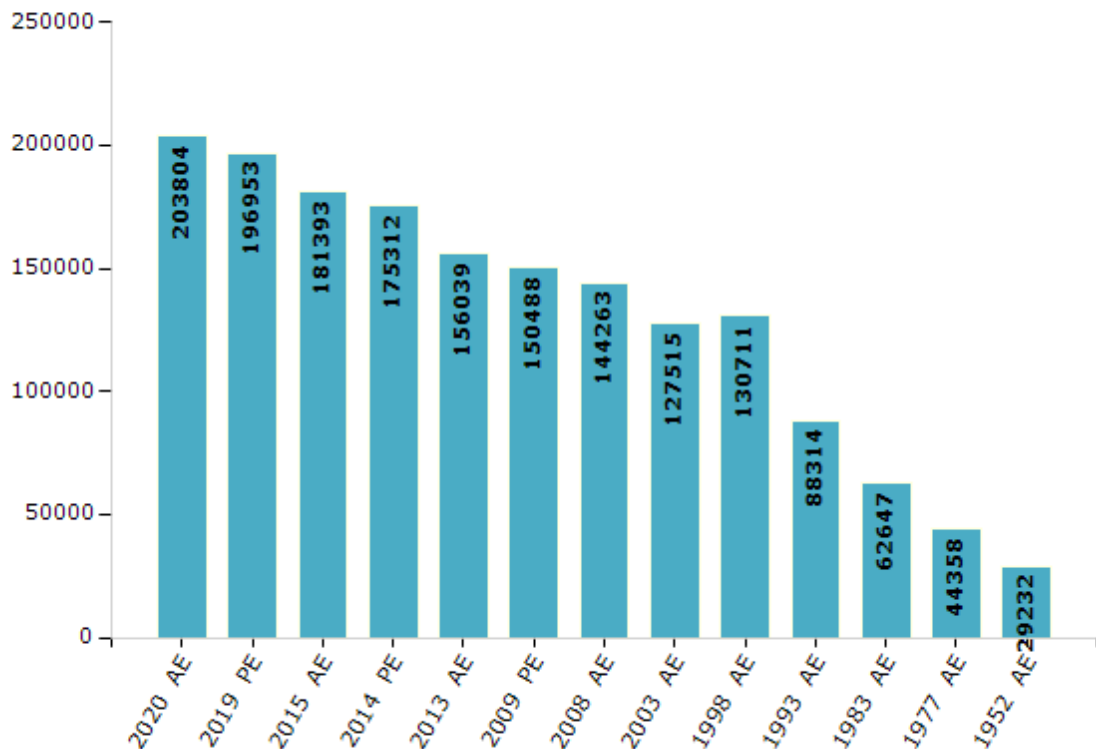


## Electoral Features

### Electors by Male & Female

Year	Male	Female	Others	Total	Year	Male	Female	Others	Total
2020 AE	113680	90116	8	203804	2003 AE	74360	53155	-	127515
2019 PE	110175	86772	6	196953	1999 PE	-	-	-	-
2015 AE	103286	78091	16	181393	1998 AE	79031	51680	-	130711
2014 PE	99631	75665	16	175312	1993 AE	50744	37570	-	88314
2013 AE	88104	67933	2	156039	1983 AE	37588	25059	-	62647
2009 PE	84575	65913	0	150488	1977 AE	25173	19185	-	44358
2008 AE	80791	63472	-	144263	1972 AE	-	-	-	-
2004 PE	-	-	-	-	1952 AE	-	-	-	29232

Number of Electors

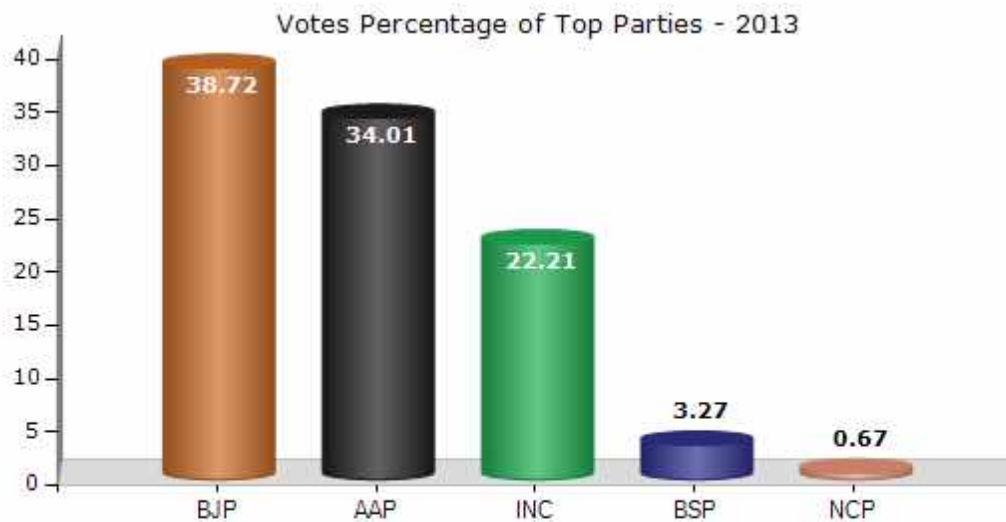


Note : AE : Assembly Election, PE : Assembly Segment of Parliamentary Election

## Historical Summary Election Results

### Summary Result of Assembly Election - 2013

Candidate Name	Party	Votes	Votes %
Parvesh Sahib Singh	BJP	37481	38.72
Narinder Singh Sejwal	AAP	32917	34.01
Dr. Yoganand Shastri	INC	21494	22.21
Surender Pawar	BSP	3170	3.27
Prem Dutt Sharma	NCP	644	0.67
Narender Singh	AACP	209	0.22
Bimlesh Kumar Jha	IND	117	0.12
Anupam Kumar Sharma	IND	105	0.11
	NOTA	657	0.68



## Polling Station Level Election Results

### Number and Name of Polling Stations (PS) (2020)

Number of Polling Stations	Name of Polling Stations	Number of Polling Stations	Name of Polling Stations
1	Chinmaya School, Vasant Vihar Kusumpur Pahari	22	D.P.S., Vasant Kunj Vasant Kunj
2	Chinmaya School, Vasant Vihar Kusumpur Pahari	23	D.P.S., Vasant Kunj Vasant Kunj
3	Chinmaya School, Vasant Vihar Kusumpur Pahari	24	D.P.S., Vasant Kunj Vasant Kunj
4	Chinmaya School, Vasant Vihar Kusumpur Pahari	25	D.P.S., Vasant Kunj Vasant Kunj
5	Chinmaya School, Vasant Vihar Kusumpur Pahari	26	Sarvodaya (Co-Ed) Ss School, D-Block, Vasant Kunj
6	Sdmc, Primary School, Cpwd Colony, Vasant Vihar	27	Sarvodaya (Co-Ed) Ss School, D-Block, Vasant Kunj
7	Sdmc, Primary School, Cpwd Colony, Vasant Vihar	28	Sdmc Primary School, Masood Pur Masood Pur Village
8	Sdmc, Primary School, Cpwd Colony, Vasant Vihar	29	Sdmc Primary School, Masood Pur Masood Pur Village
9	Sdmc, Primary School, Cpwd Colony, Vasant Vihar	30	Sdmc Primary School, Masood Pur Masood Pur Village
10	Sdmc, Primary School, Cpwd Colony, Vasant Vihar	31	Sdmc Primary School, Masood Pur Masood Pur Village
11	Nigam Pratibha Vidyalaya (Girls), Rajokarii Rajokari Village	32	Sdmc Primary School, Masood Pur Masood Pur Village
12	Nigam Pratibha Vidyalaya (Girls), Rajokarii Rajokari Village	33	Sdmc Primary School, Masood Pur Masood Pur Village
13	Nigam Pratibha Vidyalaya (Girls), Rajokarii Rajokari Village	34	Bhatnagar International Public School, Vasant Kunj Vasant Kunj
14	Nigam Pratibha Vidyalaya (Girls), Rajokarii Rajokari Village	35	Bhatnagar International Public School, Vasant Kunj Vasant Kunj
15	Nigam Pratibha Vidyalaya (Girls), Rajokarii Rajokari Village	36	Bhatnagar International Public School, Vasant Kunj Vasant Kunj
16	Nigam Pratibha Vidyalaya (Girls), Rajokarii Rajokari Village	37	Gd Goenka Public School, Vasant Kunj Vasant Kunj
17	Sarvodya Kanya Vidyalaya, Rajokari Rajokari Village	38	Bhatnagar International Public School, Vasant Kunj Vasant Kunj
18	Sarvodya Kanya Vidyalaya, Rajokari Rajokari Village	39	Dav Public School, Vasant Kunj Vasant Kunj
19	Sarvodya Kanya Vidyalaya, Rajokari Rajokari Village	40	Dav Public School, Vasant Kunj Vasant Kunj
20	Sarvodya Kanya Vidyalaya, Rajokari Rajokari Village	41	Dav Public School, Vasant Kunj Vasant Kunj
21	D.P.S., Vasant Kunj Vasant Kunj	42	Dav Public School, Vasant Kunj Vasant Kunj

Contd....



## Polling Station Level Election Results

### Polling Station-wise Votes Secured by Overall Top Five Parties in Mehrauli Assembly in Assembly Election (AE) under South Delhi Parliamentary Constituency in Delhi (2020)

Number of Polling Station	Winner - Naresh Yadav (AAP)	Runner-up - Kusum Khatri (BJP)	3rd - A A Mahender Chaudhary (INC)	4th - Kamal Singh (BSP)	5th - D K Chopra (AIFB)	NOTA	Other	Total Votes Secured
36	444	266	21	2	0	3	2	738
37	385	359	21	0	0	4	0	769
38	662	191	24	7	4	2	2	892
39	229	203	25	1	0	3	0	461
40	303	357	16	2	0	4	0	682
41	203	208	16	0	0	4	1	432
42	279	228	14	1	0	8	0	530
43	382	398	22	1	0	12	0	815
44	354	311	20	1	0	9	1	696
45	395	277	26	1	0	3	0	702
46	283	246	17	2	1	2	0	551
47	182	183	14	1	0	6	0	386
48	364	270	16	6	1	3	0	660
49	366	270	22	1	0	6	1	666
50	183	160	8	1	2	2	0	356
51	308	298	18	3	0	2	0	629
52	245	272	13	2	1	0	2	535
53	339	356	19	1	1	8	1	725
54	232	197	24	3	1	3	0	460
55	335	424	24	2	4	5	0	794
56	337	333	15	2	0	1	0	688
57	221	257	11	2	1	4	0	496
58	206	239	12	2	1	1	0	461
59	250	219	16	0	0	5	0	490
60	256	302	20	3	3	4	1	589
61	193	261	23	2	0	1	0	480
62	207	263	12	0	0	0	2	484
63	274	275	14	2	2	5	2	574
64	306	325	19	2	1	2	0	655
65	365	182	30	5	1	7	0	590
66	363	109	8	0	0	0	0	480
67	415	99	15	2	2	1	1	535
68	438	180	34	3	4	6	2	667
69	379	167	19	2	0	7	0	574
70	293	151	18	1	0	3	1	467

Contd....

## Polling Station Level Election Results

### Winner, Runner-up and 3rd Party Position & Winning Margin According to Polling Stations in Mehrauli Assembly in Assembly Election (AE) under South Delhi Parliamentary Constituency in Delhi (2020)

Polling Station Number	Winner Party	Winner Votes (%)	Runner-up Party	Runner-up Votes (%)	Winning Margin Votes (%)	Third Party	Third Party Votes (%)	Other Votes (%)
71	AAP	432 (76.73)	BJP	110 (19.54)	322 (57.19)	INC	13 (2.31)	8 (1.42)
72	AAP	619 (75.58)	BJP	161 (19.66)	458 (55.92)	INC	30 (3.66)	9 (1.1)
73	AAP	535 (76.21)	BJP	141 (20.09)	394 (56.12)	INC	17 (2.42)	9 (1.28)
74	AAP	316 (55.54)	BJP	231 (40.6)	85 (14.94)	INC	15 (2.64)	7 (1.23)
75	AAP	272 (49.28)	BJP	262 (47.46)	10 (1.82)	INC	11 (1.99)	7 (1.27)
76	BJP	288 (48.57)	AAP	273 (46.04)	15 (2.53)	INC	24 (4.05)	8 (1.35)
77	AAP	277 (51.3)	BJP	252 (46.67)	25 (4.63)	INC	9 (1.67)	2 (0.37)
78	BJP	344 (54.95)	AAP	254 (40.58)	90 (14.37)	INC	19 (3.04)	9 (1.44)
79	BJP	236 (49.17)	AAP	229 (47.71)	7 (1.46)	INC	9 (1.88)	6 (1.25)
80	NV	NV (NV)	NV	NV (NV)	NV (NV)	NV	NV (NV)	NV (NV)
81	BJP	187 (50.13)	AAP	172 (46.11)	15 (4.02)	INC	12 (3.22)	2 (0.54)
82	BJP	278 (56.85)	AAP	190 (38.85)	88 (18)	INC	13 (2.66)	8 (1.64)
83	BJP	312 (51.06)	AAP	277 (45.34)	35 (5.72)	INC	16 (2.62)	6 (0.98)
84	AAP	230 (57.93)	BJP	142 (35.77)	88 (22.16)	INC	17 (4.28)	8 (2.02)
85	AAP	192 (54.39)	BJP	150 (42.49)	42 (11.9)	INC	9 (2.55)	2 (0.57)
86	AAP	306 (50.58)	BJP	285 (47.11)	21 (3.47)	INC	8 (1.32)	6 (0.99)
87	BJP	150 (53.96)	AAP	110 (39.57)	40 (14.39)	INC	10 (3.6)	8 (2.88)
88	AAP	330 (48.53)	BJP	319 (46.91)	11 (1.62)	INC	23 (3.38)	8 (1.18)
89	AAP	323 (53.48)	BJP	257 (42.55)	66 (10.93)	INC	19 (3.15)	5 (0.83)
90	AAP	313 (51.57)	BJP	273 (44.98)	40 (6.59)	INC	16 (2.64)	5 (0.82)
91	AAP	322 (51.27)	BJP	287 (45.7)	35 (5.57)	INC	11 (1.75)	8 (1.27)
92	AAP	300 (54.25)	BJP	227 (41.05)	73 (13.2)	INC	21 (3.8)	5 (0.9)
93	AAP	311 (47.85)	BJP	308 (47.38)	3 (0.47)	INC	18 (2.77)	13 (2)
94	BJP	322 (49.54)	AAP	293 (45.08)	29 (4.46)	INC	26 (4)	9 (1.38)
95	BJP	279 (58.86)	AAP	175 (36.92)	104 (21.94)	INC	13 (2.74)	7 (1.48)
96	AAP	266 (48.19)	BJP	265 (48.01)	1 (0.18)	INC	18 (3.26)	3 (0.54)
97	AAP	339 (50.6)	BJP	300 (44.78)	39 (5.82)	INC	28 (4.18)	3 (0.45)
98	AAP	479 (60.03)	BJP	213 (26.69)	266 (33.34)	INC	100 (12.53)	6 (0.75)
99	AAP	591 (83.12)	INC	84 (11.81)	507 (71.31)	BJP	34 (4.78)	2 (0.28)
100	AAP	391 (47.45)	BJP	366 (44.42)	25 (3.03)	INC	60 (7.28)	7 (0.85)
101	AAP	674 (76.42)	BJP	146 (16.55)	528 (59.87)	INC	51 (5.78)	11 (1.25)
102	AAP	538 (63.97)	BJP	202 (24.02)	336 (39.95)	INC	95 (11.3)	6 (0.71)
103	BJP	249 (47.25)	AAP	227 (43.07)	22 (4.18)	INC	41 (7.78)	10 (1.9)
104	AAP	406 (64.44)	BJP	169 (26.83)	237 (37.61)	INC	43 (6.83)	12 (1.9)
105	AAP	437 (55.67)	BJP	276 (35.16)	161 (20.51)	INC	65 (8.28)	7 (0.89)

Contd....

## MCD Election Results

### Number and Name of Ward (2017)

Number of Ward	Name of Ward	Number of Ward	Name of Ward
067S	Lado Sarai		
068S	Mehrauli		
069S	Vasant Kunj		

### Number and Name of Ward (2012)

Number of Ward	Name of Ward	Number of Ward	Name of Ward
169	Lado Sarai (W)		
170	Mehrauli		
171	Vasant Kunj (SCW)		
172	Kishangarh (W)		

## MCD Election Results

### Ward-wise Winner & Runner-up in Mehrauli Assembly Constituency (MCD Election 2017)

MCD Ward Number	Winner Party	Winner Votes (%)	Runner-up Party	Runner-up Votes (%)	Winning Margin Votes (%)
067S	AAP	8848 (33.51)	INC	8633 (32.69)	215 (0.82)
068S	BJP	9910 (29.17)	IND (RMC)	9647 (28.39)	263 (0.78)
069S	BJP	8732 (40.82)	INC	5604 (26.2)	3128 (14.62)

## MCD Election Results

### Summary Result of Ward 067 S (Lado Sarai) : MCD Election - 2017

Candidate Name	Party	Votes	Votes%
<b>Ward 067 S : Lado Sarai</b>			
Kishanwanti	AAP	8848	33.51
Rajlaxmi	INC	8633	32.69
Lata Soni	BSP	6793	25.73
Saroj Bala	IND	786	2.98
Prabha Rokade	IND	472	1.79
	NOTA	873	3.31

## DISCLAIMER

The Terms of Use and Disclaimer of Datanet India Private Limited (hereinafter referred to as "Datanet") for use of this analysis report of **Mehrauli Assembly Constituency (Mehrauli Vidhan Sabha)** :-

1. **Assembly Factbook™** is a Registered Trade Mark owned by Datanet.
2. All the maps are sketched and graphical representation only and have not been drawn to the scale and also not to represent the actual geographical area or boundary of the unit.
3. The data for the aforesaid analysis is based on authentic sources and has been culled from the various publications of Census, CSO and NSSO for district and block level data, various central and state government departments, Central & State Elections Commissions and the concerned Returning Officers' releases, Electoral Rolls, Election results and allied publications, internal assessment, surveys, estimates and analysis. Therefore, certain adjustment of data at micro level may have been done to arrive closer to the macro data.
4. Data have been provided on an "As Is" and "As AVAILABLE" basis
5. The colours shown in the maps or diagram and charts of a particular party, alliance or AC are indicative and do not represent them.
6. This publication which includes maps, sheets, graphs and data would be the property under copyright of Datanet only. The user may use these for its internal study, analysis and research purposes. It's public display, re-selling or any commercial uses by the user are not allowed.
7. Datanet has taken due care and caution in compilation and processing of data and allied information, but does not guarantee the accuracy, adequacy or completeness of any information/analysis and will be not responsible for any errors or omissions or for the results obtained from the use of such information/analysis.
8. All the contents for the publication have been culled from various authentic sources and Datanet reasonably believes such sources to be reliable, but does not make any representations, express or implied as to the accuracy or fitness of use of such information. The information or contents of the information/analysis do not constitute advice and should not be relied upon in making (or refraining from making) any decision. Any reliance placed upon the information provided by Datanet is the sole responsibility and strictly at the user's risk.
9. In no event will Datanet be liable for any damages (including, without limitation, damages for loss of business projects, or loss of profits) arising in contract, tort or otherwise from the use of or inability to use any of its contents, or from any action taken (or refrained from being taken) as a result of using the analysis or any of its contents. Datanet its directors, owners, editors, officials, employees, distributor and agents or any associate will not be liable for any errors in the information contained or any consequences arising from the use of the contents of the provided information/analysis.
10. If any provision of these terms and conditions is held invalid or illegal or unenforceable for any reason by any court of competent jurisdiction, such provision shall be severed and the remainder of provisions of the terms and conditions shall continue in full force and effect as if the Term of Use had been executed with the invalid, illegal or unenforceable provision eliminated.
11. If there are any discrepancies in the information provided, please bring it to attention of Datanet for suitable rectification measures.

**Buy Online This Complete Book At**  
**Datanet India eBooks Store**

[www.indiastatpublications.com](http://www.indiastatpublications.com)

or go directly at

[http://www.indiastatpublications.com/  
Assembly\\_factbook/Delhi/South\\_Delhi/Mehrauli](http://www.indiastatpublications.com/Assembly_factbook/Delhi/South_Delhi/Mehrauli)



**i** **india**stat**elections**

ISBN : 978-93-5293-432-4



9 789352 934324