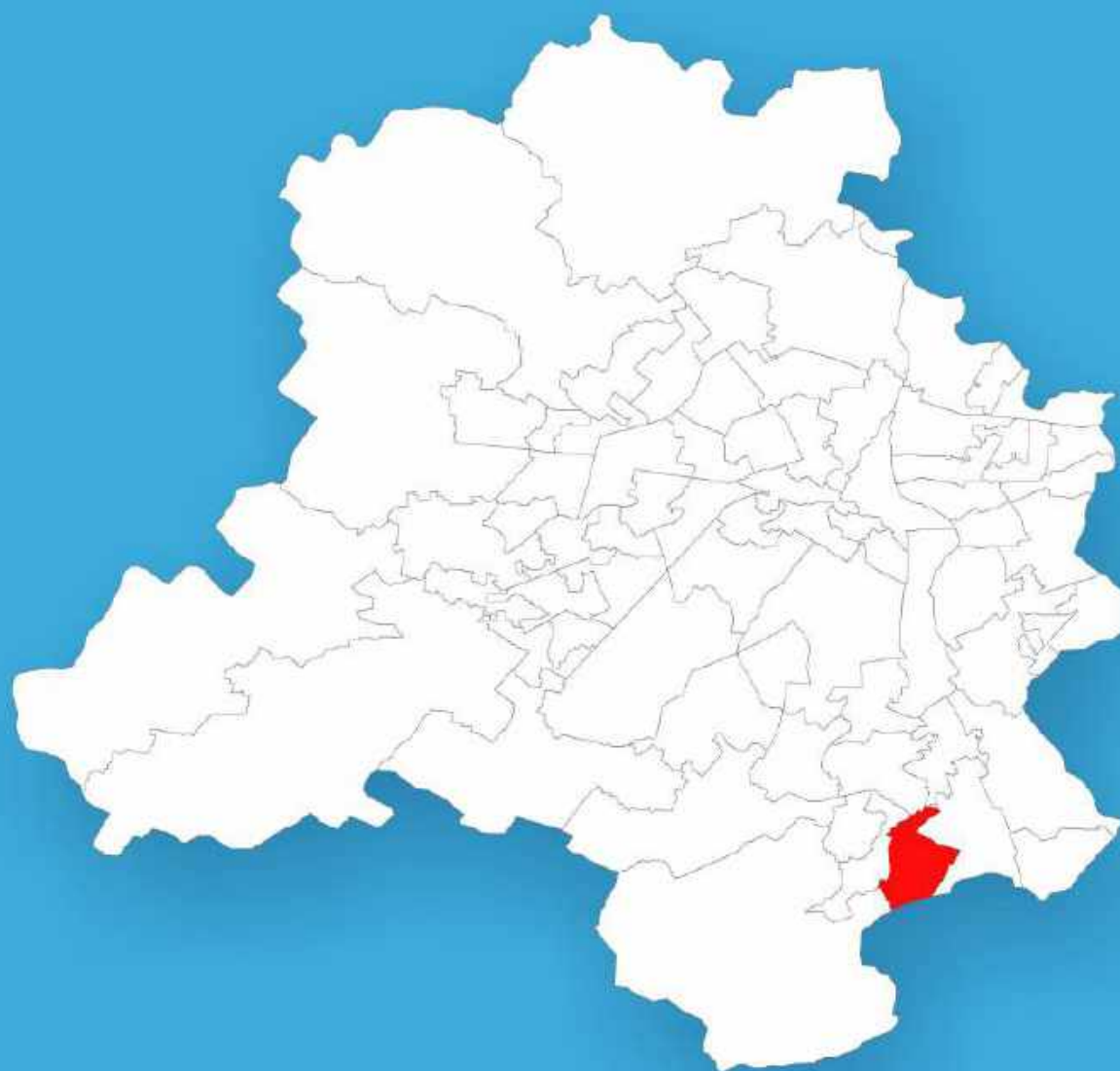




Delhi

Assembly Factbook™

Sangam Vihar Assembly Constituency



Key Electoral Data of Sangam Vihar
Assembly Constituency (Vidhan Sabha)

Delhi

Assembly Factbook™

Sangam Vihar Assembly Constituency



Sangam Vihar Vidhan Sabha

Editor & Director

Dr. R.K. Thukral

Research Editor

Dr. Shafeeq Rahman

Compiled, Researched and Published by Datanet India Pvt. Ltd.

D-100, 1st Floor,

Okhla Industrial Area, Phase-I,
New Delhi- 110020.

Ph.: 91-11- 43580781-84

Email : support@indiastatpublications.com

Website : www.indiastatelections.com

Online Book Store :

www.indiastatpublications.com

Report No. : AFB/DL-49-0125

ISBN : 978-93-5293-450-8

First Edition : January, 2018

Eighth Updated Edition : January, 2025

Price : Rs. 11500/-

US\$ 310

© Datanet India Pvt. Ltd.

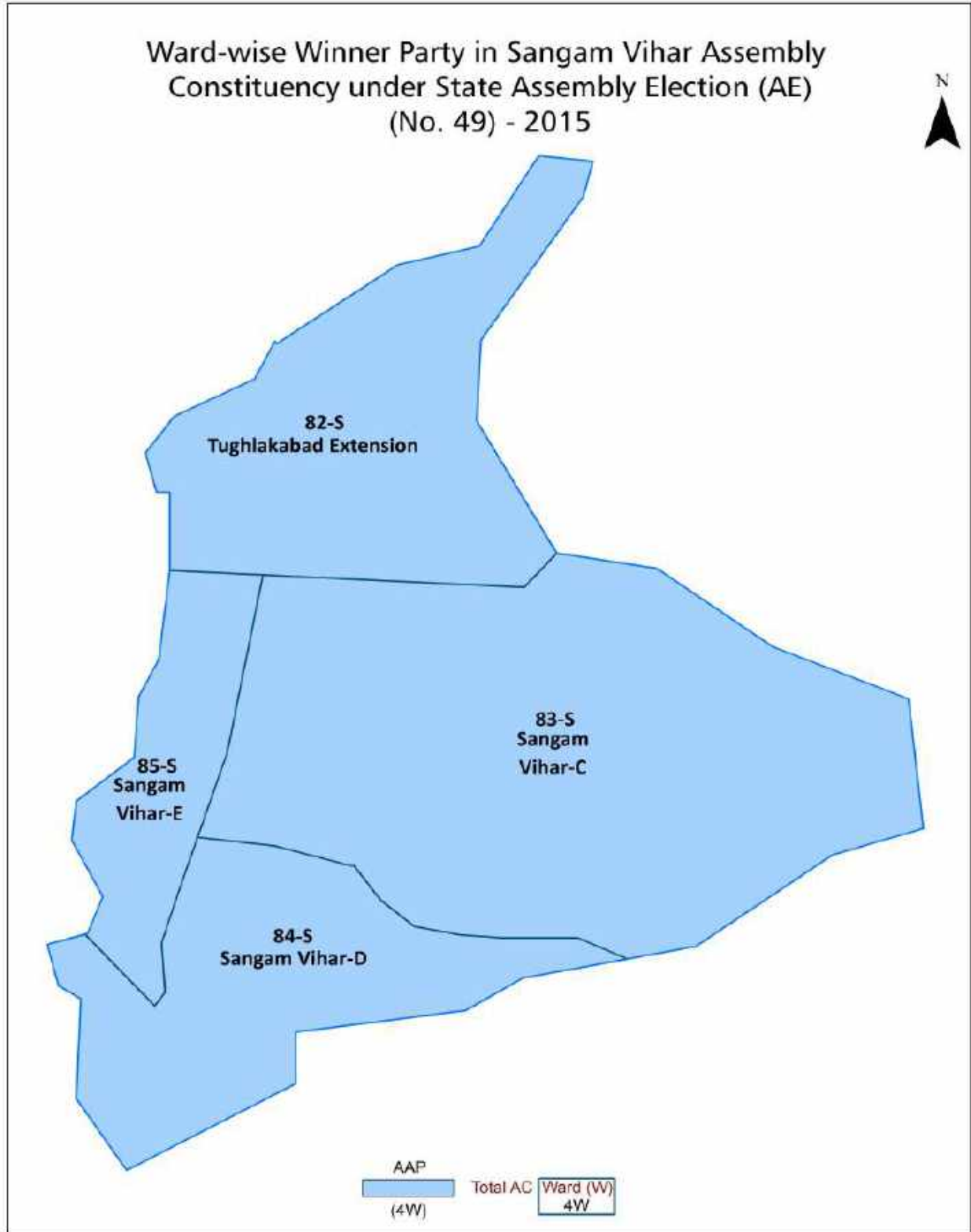
All rights reserved. No part of this book may be reproduced, stored in a retrieval system or transmitted in any form or by any means, mechanical photocopying, photographing, scanning, recording or otherwise without the prior written permission of the publisher. Please refer to Disclaimer at page no. 164 for the use of this publication.

Printed in India

Contents

No.	Particulars	Page No.
1	Introduction Assembly Constituency at a Glance Features of Assembly as per Delimitation Commission of India (2008)	1-2
2	Location and Political Maps Location Map Boundaries of Assembly Constituency in District Boundaries of Assembly Constituency under Parliamentary Constituency Ward-wise Winner Parties- 2025, 2024, 2020, 2019, 2015, 2014, 2013, 2009 and 2008	3-11
3	Administrative Setup & Demographics (2011) Ward Name Ward Number Population Population by Ward Sex Ratio Religious Population Social Population	12
4	Electoral Features Important Dates of Last Elections Held Electors by Gender Service Electors Voters Voters Turnout Polling Stations & Average Number of Electors per Polling Station Electors by Age Group Present Elected Representatives	13-18
5	Historical Summary Election Results Vote Share of Major Parties Winning Margin (Number & Percentage Polarity Summary Result of Assembly Segment of Parliamentary Election 2024, 2019, 2014 and 2009 Summary Result of Assembly Elections 2025, 2020, 2015, 2013 and 2008	19-29
6	Polling Station Level Election Results Name and Number of Polling Station 2025, 2024, 2020, 2019, 2015, 2014, 2013, 2009 and 2008 Polling Station-wise Electoral, Voter & Voter Turnout 2025, 2024, 2020, 2019, 2015, 2014, 2013, 2009 and 2008 Polling Station wise Elections Results 2025, 2024, 2020, 2019, 2015, 2014, 2013, 2009 & 2008	30-146
7	MCD Ward Election Result MCD Election 2017 and 2012	147-157
8	Share of Assembly Constituency Share of Assembly Constituency in State and Parliamentary Constituency	158
9	Abbreviation & Sources	161-162
10	Disclaimer	164

Location & Political Map

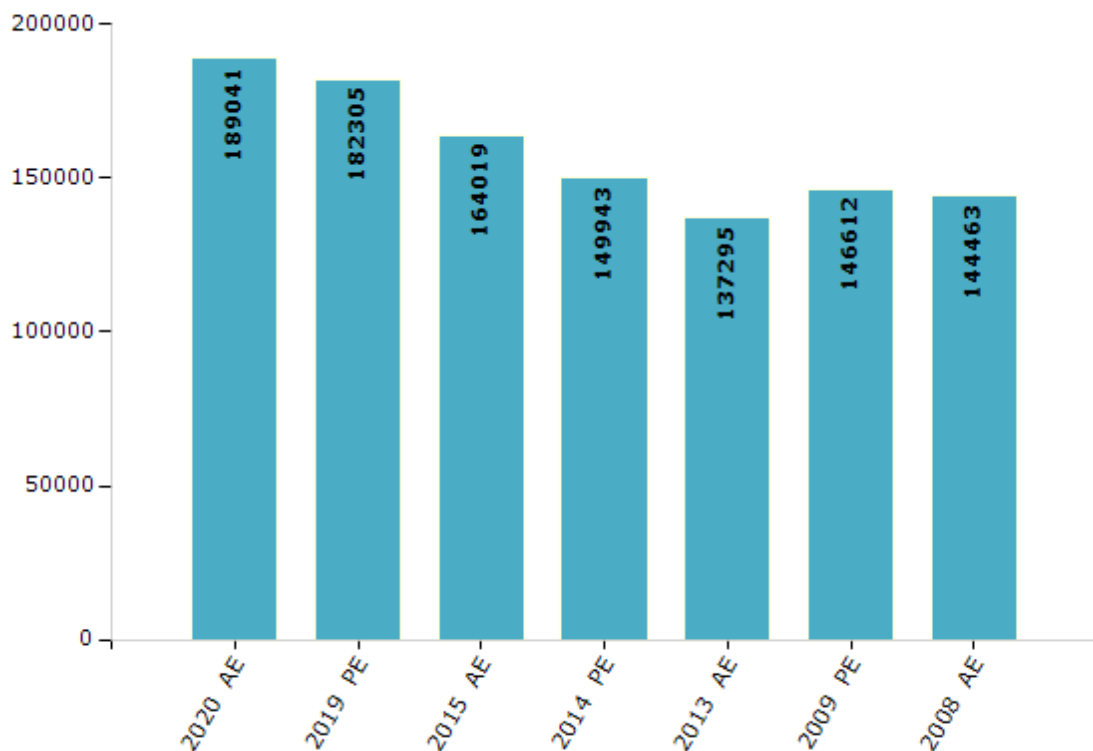


Electoral Features

Electors by Male & Female

Year	Male	Female	Others	Total	Year	Male	Female	Others	Total
2020 AE	109513	79517	11	189041	2003 AE	-	-	-	-
2019 PE	106263	76030	12	182305	1999 PE	-	-	-	-
2015 AE	97459	66547	13	164019	1998 AE	-	-	-	-
2014 PE	89204	60728	11	149943	1993 AE	-	-	-	-
2013 AE	81706	55582	7	137295	1983 AE	-	-	-	-
2009 PE	88452	58160	0	146612	1977 AE	-	-	-	-
2008 AE	86757	57706	-	144463	1972 AE	-	-	-	-
2004 PE	-	-	-	-	1952 AE	-	-	-	-

Number of Electors



Note : AE : Assembly Election, PE : Assembly Segment of Parliamentary Election

Historical Summary Election Results

Summary Result of Assembly Election - 2013

Candidate Name	Party	Votes	Votes %
Dinesh Mohaniya	AAP	24851	27.87
Shiv Charan Lal Gupta	BJP	24074	27
Jag Parvesh	INC	16435	18.43
Vir Singh	BSP	9850	11.05
Shish Pal Singh	JD(U)	9010	10.1
Dashrath Chauhan	IND	1500	1.68
Shahid	PECP	753	0.84
Kalpana Jha	IND	508	0.57
Amarjeet Verma	PBI	484	0.54
Lokesh Kumar	IND	281	0.32
Diwakar Jha	IND	246	0.28
Rama Wati	RAMSP	199	0.22
Shailendra Kumar	IND	193	0.22
Rita Gill	IJP	172	0.19
Dipankar Banerjee	RAJSP	152	0.17
Naresh Sharma	SP	91	0.1
Mohd. Younus	LJP	70	0.08
	NOTA	298	0.33

Polling Station Level Election Results

Number and Name of Polling Stations (PS) (2020)

Number of Polling Stations	Name of Polling Stations	Number of Polling Stations	Name of Polling Stations
1	Collage Of Pharmacy, M.B.Road Hamdard Nagar	22	Sardar Vallabh Bhai Patel Sarvodaya Bal Vidyalaya Tughlakabad Extn
2	Nigam Pratibha Kanya Vidhyalaya No.1 Tughlakabad Extn	23	Sardar Vallabh Bhai Patel Sarvodaya Bal Vidyalaya Tughlakabad Extn
3	Nigam Pratibha Kanya Vidhyalaya No.1 Tughlakabad Extn	24	Sardar Vallabh Bhai Patel Sarvodaya Bal Vidyalaya Tughlakabad Extn
4	Nigam Pratibha Kanya Vidhyalaya No.1 Tughlakabad Extn	25	Sardar Vallabh Bhai Patel Sarvodaya Bal Vidyalaya Tughlakabad Extn
5	Nigam Pratibha Kanya Vidhyalaya No.1 Tughlakabad Extn	26	Shahi Public School,Gali No-37 Tughlakabad Extn
6	Nigam Pratibha Kanya Vidhyalaya No.1 Tughlakabad Extn	27	Shahi Public School,Gali No-37 Tughlakabad Extn
7	Sarvodaya Bal Vidyalaya Tughlakabad Extn	28	Shahi Public School,Gali No-37 Tughlakabad Extn
8	Sarvodaya Bal Vidyalaya Tughlakabad Extn	29	Shahi Public School,Gali No-37 Tughlakabad Extn
9	Sarvodaya Bal Vidyalaya Tughlakabad Extn	30	Shahi Public School,Gali No-37 Tughlakabad Extn
10	Sarvodaya Bal Vidyalaya Tughlakabad Extn	31	Aruna Asaf Ali Skv Tughlakabad Extn
11	Sarvodaya Bal Vidyalaya Tughlakabad Extn	32	Aruna Asaf Ali Skv Tughlakabad Extn
12	Sardar Vallabh Bhai Patel Sarvodaya Bal Vidyalaya Tughlakabad Extn	33	Aruna Asaf Ali Skv Tughlakabad Extn
13	Sardar Vallabh Bhai Patel Sarvodaya Bal Vidyalaya Tughlakabad Extn	34	Aruna Asaf Ali Skv Tughlakabad Extn
14	Sardar Vallabh Bhai Patel Sarvodaya Bal Vidyalaya Tughlakabad Extn	35	Kendriya Vidyalaya (Afs) M.B.Road,Hamdarad Nagar
15	Sardar Vallabh Bhai Patel Sarvodaya Bal Vidyalaya Tughlakabad Extn	36	Kendriya Vidyalaya (Afs) M.B.Road,Hamdarad Nagar
16	Sarvodaya Bal Vidyalaya Tughlakabad Extn	37	Kendriya Vidyalaya (Afs) M.B.Road,Hamdarad Nagar
17	Sarvodaya Bal Vidyalaya Tughlakabad Extn	38	Kendriya Vidyalaya (Afs) M.B.Road,Hamdarad Nagar
18	Sarvodaya Bal Vidyalaya Tughlakabad Extn	39	Kendriya Vidyalaya (Afs) M.B.Road,Hamdarad Nagar
19	Sarvodaya Bal Vidyalaya Tughlakabad Extn	40	Kendriya Vidyalaya (Afs) M.B.Road,Hamdarad Nagar
20	Sarvodaya Bal Vidyalaya Tughlakabad Extn	41	Kendriya Vidyalaya (Afs) M.B.Road,Hamdarad Nagar
21	Sardar Vallabh Bhai Patel Sarvodaya Bal Vidyalaya Tughlakabad Extn	42	Kendriya Vidyalaya (Afs) M.B.Road,Hamdarad Nagar

Contd....

Polling Station Level Election Results

Polling Station-wise Votes Secured by Overall Top Five Parties in Sangam Vihar Assembly in Assembly Election (AE) under South Delhi Parliamentary Constituency in Delhi (2020)

Number of Polling Station	Winner - Dinesh Mohaniya (AAP)	Runner-up - Shiv Charan Lal Gupta (JD(U))	3rd - Suresh Choudhary (BSP)	4th - Poonam Azad (INC)	5th - Rambhavan Ojha (MaNPo)	NOTA	Other	Total Votes Secured
36	551	256	14	15	1	3	10	850
37	520	214	19	20	3	6	16	798
38	549	188	13	16	4	7	7	784
39	524	203	24	15	3	5	6	780
40	585	232	26	8	3	10	9	873
41	442	297	13	12	2	8	18	792
42	486	381	27	16	5	7	13	935
43	476	312	30	12	3	10	10	853
44	400	313	32	17	4	8	11	785
45	452	364	34	17	4	9	3	883
46	407	287	27	17	4	9	15	766
47	511	320	16	16	5	8	14	890
48	231	92	3	10	0	1	3	340
49	365	330	18	21	4	4	6	748
50	292	273	24	28	4	13	6	640
51	341	324	13	26	10	9	7	730
52	393	361	28	39	6	5	17	849
53	418	381	12	22	8	14	10	865
54	438	350	16	37	9	9	12	871
55	754	262	11	37	17	15	18	1114
56	392	139	14	18	4	5	16	588
57	347	86	19	20	0	2	9	483
58	560	321	22	36	8	12	16	975
59	484	308	43	16	1	7	11	870
60	457	301	31	12	4	4	13	822
61	482	338	24	14	3	7	7	875
62	429	354	13	24	1	8	7	836
63	413	317	52	10	2	2	7	803
64	512	202	47	4	2	6	5	778
65	539	172	3	10	4	7	8	743
66	450	211	5	11	2	8	2	689
67	667	155	5	13	4	1	7	852
68	583	253	6	11	6	5	13	877
69	490	273	11	8	2	5	11	800
70	437	254	7	9	2	2	11	722

Contd....

Polling Station Level Election Results

Winner, Runner-up and 3rd Party Position & Winning Margin According to Polling Stations in Sangam Vihar Assembly in Assembly Election (AE) under South Delhi Parliamentary Constituency in Delhi (2020)

Polling Station Number	Winner Party	Winner Votes (%)	Runner-up Party	Runner-up Votes (%)	Winning Margin Votes (%)	Third Party	Third Party Votes (%)	Other Votes (%)
71	AAP	431 (64.62)	JD(U)	200 (29.99)	231 (34.63)	BSP	9 (1.35)	27 (4.05)
72	AAP	510 (70.44)	JD(U)	181 (25)	329 (45.44)	BSP	10 (1.38)	23 (3.18)
73	AAP	396 (60.55)	JD(U)	226 (34.56)	170 (25.99)	BSP	13 (1.99)	19 (2.91)
74	AAP	334 (65.11)	JD(U)	140 (27.29)	194 (37.82)	INC	13 (2.53)	26 (5.07)
75	AAP	503 (65.16)	JD(U)	218 (28.24)	285 (36.92)	BSP	11 (1.42)	40 (5.18)
76	AAP	563 (74.27)	JD(U)	160 (21.11)	403 (53.16)	INC	17 (2.24)	18 (2.37)
77	AAP	668 (75.14)	JD(U)	175 (19.69)	493 (55.45)	INC	11 (1.24)	35 (3.94)
78	AAP	608 (74.88)	JD(U)	168 (20.69)	440 (54.19)	INC	14 (1.72)	22 (2.71)
79	AAP	626 (74.88)	JD(U)	168 (20.1)	458 (54.78)	INC	14 (1.67)	28 (3.35)
80	AAP	352 (78.22)	JD(U)	88 (19.56)	264 (58.66)	BSP	3 (0.67)	7 (1.56)
81	AAP	376 (60.16)	JD(U)	196 (31.36)	180 (28.8)	BSP	28 (4.48)	25 (4)
82	AAP	615 (63.8)	JD(U)	297 (30.81)	318 (32.99)	INC	16 (1.66)	36 (3.73)
83	AAP	581 (68.68)	JD(U)	206 (24.35)	375 (44.33)	BSP	23 (2.72)	36 (4.26)
84	AAP	832 (84.64)	JD(U)	112 (11.39)	720 (73.25)	INC	15 (1.53)	24 (2.44)
85	AAP	793 (84.99)	JD(U)	100 (10.72)	693 (74.27)	INC	17 (1.82)	23 (2.47)
86	AAP	611 (67.22)	JD(U)	236 (25.96)	375 (41.26)	BSP	17 (1.87)	45 (4.95)
87	AAP	559 (73.65)	JD(U)	167 (22)	392 (51.65)	BSP	12 (1.58)	21 (2.77)
88	AAP	558 (74.2)	JD(U)	148 (19.68)	410 (54.52)	INC	20 (2.66)	26 (3.46)
89	AAP	802 (76.89)	JD(U)	193 (18.5)	609 (58.39)	INC	17 (1.63)	31 (2.97)
90	AAP	544 (65.54)	JD(U)	235 (28.31)	309 (37.23)	INC	16 (1.93)	35 (4.22)
91	AAP	474 (71.82)	JD(U)	138 (20.91)	336 (50.91)	INC	18 (2.73)	30 (4.55)
92	AAP	253 (73.76)	JD(U)	70 (20.41)	183 (53.35)	INC	7 (2.04)	13 (3.79)
93	AAP	560 (70.89)	JD(U)	177 (22.41)	383 (48.48)	BSP	11 (1.39)	42 (5.32)
94	AAP	739 (75.72)	JD(U)	176 (18.03)	563 (57.69)	BSP	17 (1.74)	44 (4.51)
95	AAP	588 (63.5)	JD(U)	300 (32.4)	288 (31.1)	INC	14 (1.51)	24 (2.59)
96	AAP	549 (64.44)	JD(U)	269 (31.57)	280 (32.87)	INC	11 (1.29)	23 (2.7)
97	AAP	406 (60.06)	JD(U)	237 (35.06)	169 (25)	INC	13 (1.92)	20 (2.96)
98	AAP	429 (65.4)	JD(U)	203 (30.95)	226 (34.45)	INC	7 (1.07)	17 (2.59)
99	AAP	371 (50.41)	JD(U)	301 (40.9)	70 (9.51)	BSP	27 (3.67)	37 (5.03)
100	AAP	434 (56.14)	JD(U)	264 (34.15)	170 (21.99)	BSP	31 (4.01)	44 (5.69)
101	AAP	412 (48.82)	JD(U)	326 (38.63)	86 (10.19)	INC	54 (6.4)	52 (6.16)
102	AAP	434 (64.78)	JD(U)	190 (28.36)	244 (36.42)	INC	22 (3.28)	24 (3.58)
103	AAP	512 (70.82)	JD(U)	166 (22.96)	346 (47.86)	BSP	23 (3.18)	22 (3.04)
104	AAP	385 (60.25)	JD(U)	201 (31.46)	184 (28.79)	INC	22 (3.44)	31 (4.85)
105	AAP	490 (63.97)	JD(U)	209 (27.28)	281 (36.69)	BSP	30 (3.92)	37 (4.83)

Contd....

MCD Election Results

Number and Name of Ward (2017)

Number of Ward	Name of Ward	Number of Ward	Name of Ward
082S	Tughlakabad Extension		
083S	Sangam Vihar-C		
084S	Sangam Vihar-D		
085S	Sangam Vihar-E		

Number and Name of Ward (2012)

Number of Ward	Name of Ward	Number of Ward	Name of Ward
185	Tughlakabad Extn. (W)		
186	Sangam Vihar West		
187	Sangam Vihar Central (W)		
188	Sangam Vihar East		

MCD Election Results

Ward-wise Winner & Runner-up in Sangam Vihar Assembly Constituency (MCD Election 2017)

MCD Ward Number	Winner Party	Winner Votes (%)	Runner-up Party	Runner-up Votes (%)	Winning Margin Votes (%)
082S	BJP	6733 (33.16)	AAP	4364 (21.49)	2369 (11.67)
083S	AAP	11431 (52.11)	BJP	4963 (22.62)	6468 (29.49)
084S	AAP	8299 (29.21)	BJP	5620 (19.78)	2679 (9.43)
085S	BJP	8584 (36.41)	AAP	7772 (32.97)	812 (3.44)

MCD Election Results

Summary Result of Ward 082 S (Tughlakabad Extension) : MCD Election - 2017

Candidate Name	Party	Votes	Votes%
Ward 082 S : Tughlakabad Extension			
Poonam Bhati	BJP	6733	33.16
Neelam Agrawal	AAP	4364	21.49
Swati Gupta	INC	3798	18.71
Babli	JD(U)	2983	14.69
Seema	IND	1706	8.4
Varsha Gupta	BSP	267	1.32
Rukshar	IND	107	0.53
Joginder Kaur	NCP	103	0.51
Shubha Lata Awasthi	IND	81	0.4
Nasrin Faruqui	IND	39	0.19
Tohib Begam	IND	32	0.16
Karuna Gupta	IND	10	0.05
	NOTA	80	0.39

DISCLAIMER

The Terms of Use and Disclaimer of Datanet India Private Limited (hereinafter referred to as "Datanet") for use of this analysis report of **Sangam Vihar Assembly Constituency (Sangam Vihar Vidhan Sabha)** :-

1. **Assembly Factbook™** is a Registered Trade Mark owned by Datanet.
2. All the maps are sketched and graphical representation only and have not been drawn to the scale and also not to represent the actual geographical area or boundary of the unit.
3. The data for the aforesaid analysis is based on authentic sources and has been culled from the various publications of Census, CSO and NSSO for district and block level data, various central and state government departments, Central & State Elections Commissions and the concerned Returning Officers' releases, Electoral Rolls, Election results and allied publications, internal assessment, surveys, estimates and analysis. Therefore, certain adjustment of data at micro level may have been done to arrive closer to the macro data.
4. Data have been provided on an "As Is" and "As AVAILABLE" basis
5. The colours shown in the maps or diagram and charts of a particular party, alliance or AC are indicative and do not represent them.
6. This publication which includes maps, sheets, graphs and data would be the property under copyright of Datanet only. The user may use these for its internal study, analysis and research purposes. It's public display, re-selling or any commercial uses by the user are not allowed.
7. Datanet has taken due care and caution in compilation and processing of data and allied information, but does not guarantee the accuracy, adequacy or completeness of any information/analysis and will be not responsible for any errors or omissions or for the results obtained from the use of such information/analysis.
8. All the contents for the publication have been culled from various authentic sources and Datanet reasonably believes such sources to be reliable, but does not make any representations, express or implied as to the accuracy or fitness of use of such information. The information or contents of the information/analysis do not constitute advice and should not be relied upon in making (or refraining from making) any decision. Any reliance placed upon the information provided by Datanet is the sole responsibility and strictly at the user's risk.
9. In no event will Datanet be liable for any damages (including, without limitation, damages for loss of business projects, or loss of profits) arising in contract, tort or otherwise from the use of or inability to use any of its contents, or from any action taken (or refrained from being taken) as a result of using the analysis or any of its contents. Datanet its directors, owners, editors, officials, employees, distributor and agents or any associate will not be liable for any errors in the information contained or any consequences arising from the use of the contents of the provided information/analysis.
10. If any provision of these terms and conditions is held invalid or illegal or unenforceable for any reason by any court of competent jurisdiction, such provision shall be severed and the remainder of provisions of the terms and conditions shall continue in full force and effect as if the Term of Use had been executed with the invalid, illegal or unenforceable provision eliminated.
11. If there are any discrepancies in the information provided, please bring it to attention of Datanet for suitable rectification measures.

**Buy Online This Complete Book At
Datanet India eBooks Store**

www.indiastatpublications.com

or go directly at

[http://www.indiastatpublications.com/
Assembly_factbook/Delhi/South_Delhi/Sangam_Vihar](http://www.indiastatpublications.com/Assembly_factbook/Delhi/South_Delhi/Sangam_Vihar)



i **india**stat**elections**

ISBN : 978-03-5293-450-8



9 789352 934508