



Delhi

Assembly Factbook™

Dwarka Assembly Constituency

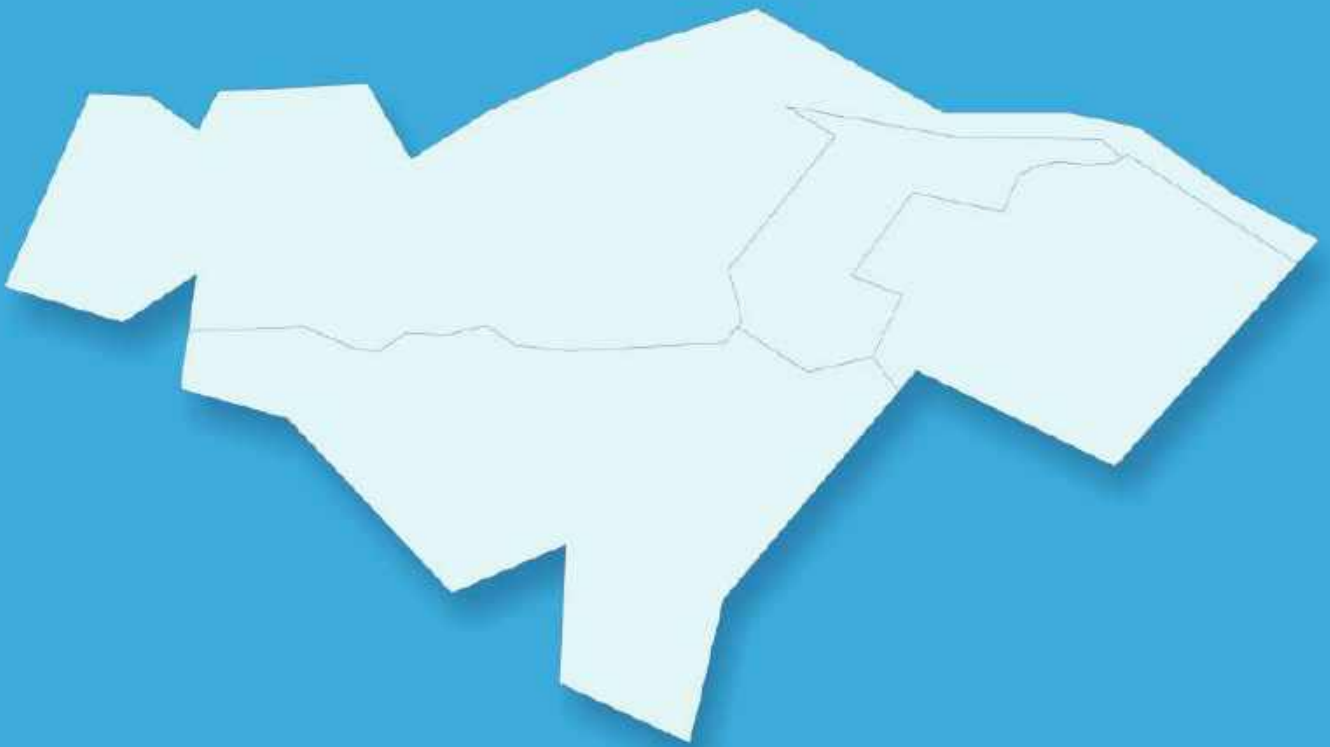


Key Electoral Data of Dwarka
Assembly Constituency (Vidhan Sabha)

Delhi

Assembly Factbook™

Dwarka Assembly Constituency



Dwarka Vidhan Sabha

Editor & Director

Dr. R.K. Thukral

Research Editor

Dr. Shafeeq Rahman

Compiled, Researched and Published by Datanet India Pvt. Ltd.

D-100, 1st Floor,

Okhla Industrial Area, Phase-I,
New Delhi- 110020.

Ph.: 91-11- 43580781-84

Email : support@indiastatpublications.com

Website : www.indiastatelections.com

Online Book Store :

www.indiastatpublications.com

Report No. : AFB/DL-33-0125

ISBN : 978-93-5293-410-2

First Edition : January, 2018

Eighth Updated Edition : January, 2025

Price : Rs. 11500/-

US\$ 310

© Datanet India Pvt. Ltd.

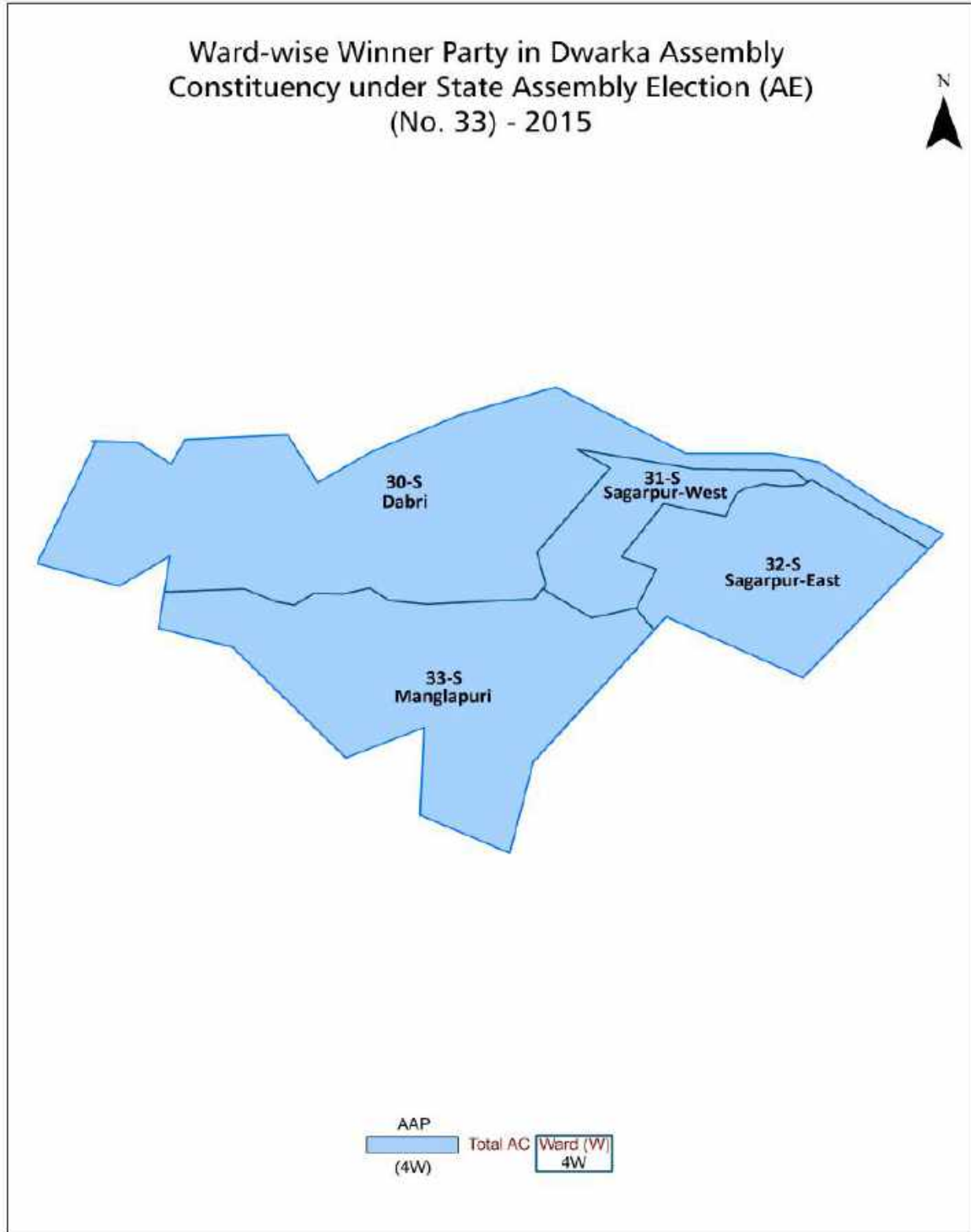
All rights reserved. No part of this book may be reproduced, stored in a retrieval system or transmitted in any form or by any means, mechanical photocopying, photographing, scanning, recording or otherwise without the prior written permission of the publisher. Please refer to Disclaimer at page no. 174 for the use of this publication.

Printed in India

Contents

No.	Particulars	Page No.
1	Introduction Assembly Constituency at a Glance Features of Assembly as per Delimitation Commission of India (2008)	1-2
2	Location and Political Maps Location Map Boundaries of Assembly Constituency in District Boundaries of Assembly Constituency under Parliamentary Constituency Ward-wise Winner Parties- 2024, 2020, 2019, 2015, 2014, 2013, 2009 and 2008	3-11
3	Administrative Setup & Demographics (2011) Ward Name Ward Number Population Population by Ward Sex Ratio Religious Population Social Population	12
4	Electoral Features Important Dates of Last Elections Held Electors by Gender Service Electors Voters Voters Turnout Polling Stations & Average Number of Electors per Polling Station Electors by Age Group Present Elected Representatives	13-18
5	Historical Summary Election Results Vote Share of Major Parties Winning Margin (Number & Percentage Polarity Summary Result of Assembly Segment of Parliamentary Election 2024, 2019, 2014 and 2009 Summary Result of Assembly Elections 2020, 2015, 2013 and 2008	19-29
6	Polling Station Level Election Results Name and Number of Polling Station 2024, 2020, 2019, 2015, 2014, 2013, 2009 and 2008 Polling Station-wise Electoral, Voter & Voter Turnout 2024, 2020, 2019, 2015, 2014, 2013, 2009 and 2008 Polling Station wise Elections Results 2024, 2020, 2019, 2015, 2014, 2013, 2009 and 2008	30-156
7	MCD Ward Election Result MCD Election 2017 and 2012	157-167
8	Share of Assembly Constituency Share of Assembly Constituency in State and Parliamentary Constituency	168
9	Abbreviation & Sources	171-172
10	Disclaimer	174

Location & Political Map

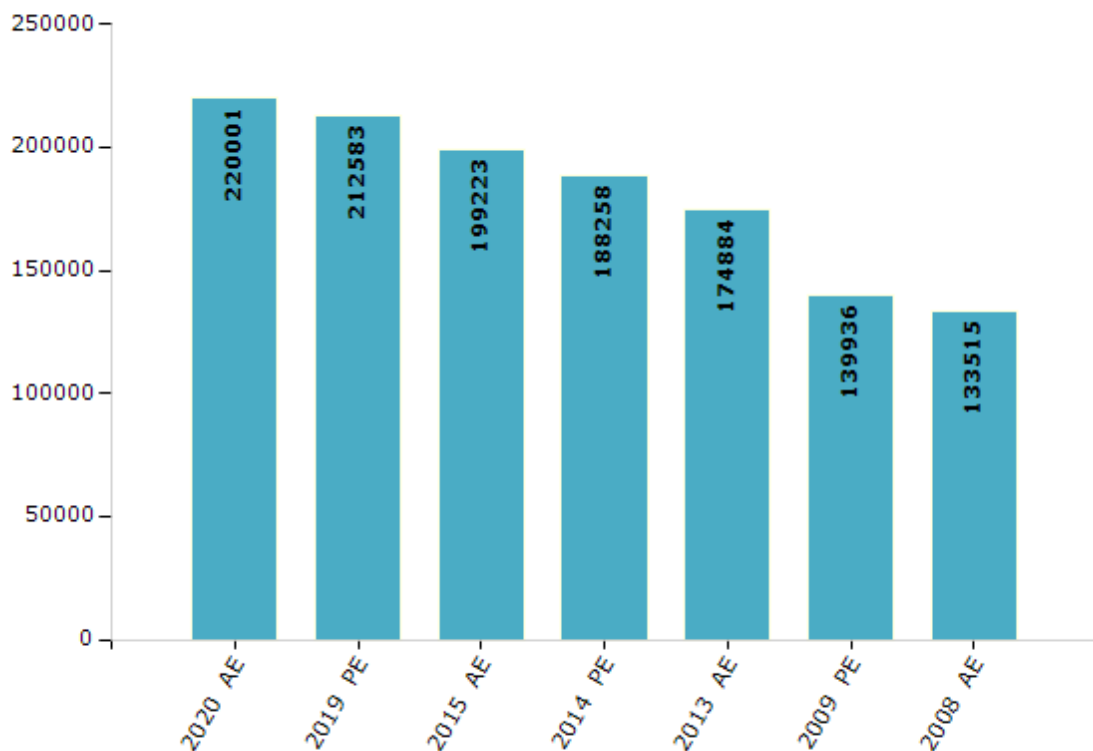


Electoral Features

Electors by Male & Female

Year	Male	Female	Others	Total	Year	Male	Female	Others	Total
2020 AE	122847	97145	9	220001	2003 AE	-	-	-	-
2019 PE	119159	93419	5	212583	1999 PE	-	-	-	-
2015 AE	113115	86101	7	199223	1998 AE	-	-	-	-
2014 PE	106859	81394	5	188258	1993 AE	-	-	-	-
2013 AE	98957	75923	4	174884	1983 AE	-	-	-	-
2009 PE	79618	60318	0	139936	1977 AE	-	-	-	-
2008 AE	75816	57699	-	133515	1972 AE	-	-	-	-
2004 PE	-	-	-	-	1952 AE	-	-	-	-

Number of Electors

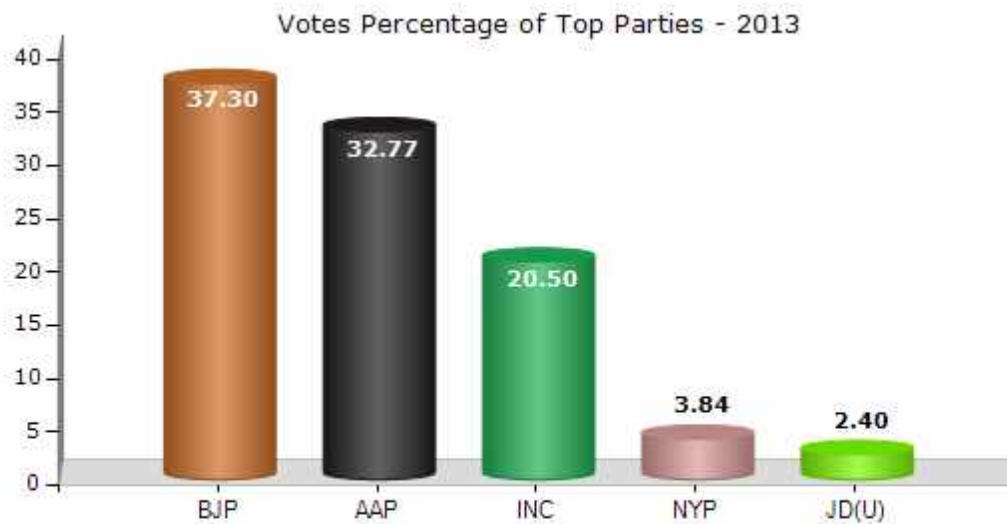


Note : AE : Assembly Election, PE : Assembly Segment of Parliamentary Election

Historical Summary Election Results

Summary Result of Assembly Election - 2013

Candidate Name	Party	Votes	Votes %
Parduyrn Rajput	BJP	42734	37.3
Ravi Kumar Suryan	AAP	37537	32.77
Tasveer Solanki	INC	23487	20.5
Rajneesh Kumar Jha	NYP	4398	3.84
Pramod Kumar	JD(U)	2751	2.4
Rajiv Kumar Gautam	BSP	1760	1.54
Mukesh Kumar Chaudhary	CPM	684	0.6
Rajesh	AACP	225	0.2
Mukesh Kumar Tanwar	IND	169	0.15
Anil Singh	IND	90	0.08
	NOTA	729	0.64



Polling Station Level Election Results

Number and Name of Polling Stations (PS) (2020)

Number of Polling Stations	Name of Polling Stations	Number of Polling Stations	Name of Polling Stations
1	S D Nigam Pratibha Bal/Balika Vidhyalaya Dabri I-Ii	22	S K V Durga Park, School Code-1821030
2	S D Nigam Pratibha Bal/Balika Vidhyalaya Dabri I-Ii	23	S K V Durga Park, School Code-1821030
3	S D Nigam Pratibha Bal/Balika Vidhyalaya Dabri I-Ii	24	S K V Durga Park, School Code-1821030
4	S D Nigam Pratibha Bal/Balika Vidhyalaya Dabri I-Ii	25	S K V Durga Park, School Code-1821030
5	Jindal Public School Dashrath Puri	26	S K V Durga Park, School Code-1821030
6	Jindal Public School Dashrath Puri	27	S K V Durga Park, School Code-1821030
7	Jindal Public School Dashrath Puri	28	S K V Durga Park, School Code-1821030
8	Jindal Public School Dashrath Puri	29	S K V Durga Park, School Code-1821030
9	Jindal Public School Dashrath Puri	30	S K V Durga Park, School Code-1821030
10	Jindal Public School Dashrath Puri	31	S K V Durga Park, School Code-1821030
11	Jindal Public School Dashrath Puri	32	S K V Durga Park, School Code-1821030
12	S D Nigam Pratibha Bal/Balika Vidhyalaya Dabri I-Ii	33	S K V Durga Park, School Code-1821030
13	S D Nigam Pratibha Bal/Balika Vidhyalaya Dabri I-Ii	34	S K V Durga Park, School Code-1821030
14	S D Nigam Pratibha Bal/Balika Vidhyalaya Dabri I-Ii	35	S K V Durga Park, School Code-1821030
15	S D Nigam Pratibha Bal/Balika Vidhyalaya Dabri I-Ii	36	S K V Durga Park, School Code-1821030
16	S D Nigam Pratibha Bal/Balika Vidhyalaya Dabri I-Ii	37	S K V Durga Park, School Code-1821030
17	S D Nigam Pratibha Bal/Balika Vidhyalaya Dabri I-Ii	38	S K V Durga Park, School Code-1821030
18	S K V Durga Park, School Code-1821030	39	Jindal Public School Dashrath Puri
19	S K V Durga Park, School Code-1821030	40	Jindal Public School Dashrath Puri
20	S K V Durga Park, School Code-1821030	41	Jindal Public School Dashrath Puri
21	S K V Durga Park, School Code-1821030	42	Jindal Public School Dashrath Puri

Contd....

Polling Station Level Election Results

Polling Station-wise Votes Secured by Overall Top Five Parties in Dwarka Assembly in Assembly Election (AE) under West Delhi Parliamentary Constituency in Delhi (2020)

Number of Polling Station	Winner - Vinay Mishra (AAP)	Runner-up - Parduymn Rajput (BJP)	3rd - Adarsh Shastri (INC)	4th - Ashok Pahalwan (BSP)	5th - Gautam Singh Bihari (IND)	NOTA	Other	Total Votes Secured
36	457	225	62	12	2	2	8	768
37	463	221	41	1	2	3	5	736
38	419	189	68	4	1	1	3	685
39	428	313	40	11	4	3	6	805
40	421	257	36	5	1	5	1	726
41	168	170	29	4	0	1	0	372
42	405	409	56	11	0	3	3	887
43	230	204	9	2	1	0	1	447
44	379	286	23	3	0	5	6	702
45	360	302	34	3	0	4	2	705
46	351	341	77	2	2	5	4	782
47	343	407	47	2	3	1	4	807
48	332	383	113	5	1	4	2	840
49	293	266	77	2	0	8	3	649
50	470	273	73	3	1	1	5	826
51	509	112	109	2	2	0	2	736
52	231	313	111	3	0	10	0	668
53	256	286	121	0	0	5	1	669
54	321	333	64	6	0	1	4	729
55	326	312	76	2	1	3	2	722
56	512	231	81	11	3	3	5	846
57	528	283	56	5	0	2	2	876
58	315	364	76	2	0	6	3	766
59	489	256	60	5	5	5	17	837
60	339	291	20	3	0	1	1	655
61	390	356	46	5	2	8	1	808
62	311	309	26	3	0	4	1	654
63	293	314	68	5	0	3	2	685
64	319	345	49	0	0	6	3	722
65	454	286	57	2	0	7	4	810
66	545	240	25	6	2	2	6	826
67	456	253	39	1	0	4	2	755
68	419	320	30	1	0	1	3	774
69	275	308	26	3	0	2	1	615
70	387	328	47	1	0	3	3	769

Contd....

Polling Station Level Election Results

Winner, Runner-up and 3rd Party Position & Winning Margin According to Polling Stations in Dwarka Assembly in Assembly Election (AE) under West Delhi Parliamentary Constituency in Delhi (2020)

Polling Station Number	Winner Party	Winner Votes (%)	Runner-up Party	Runner-up Votes (%)	Winning Margin Votes (%)	Third Party	Third Party Votes (%)	Other Votes (%)
71	AAP	369 (54.75)	BJP	252 (37.39)	117 (17.36)	INC	40 (5.93)	13 (1.93)
72	AAP	300 (52.36)	BJP	252 (43.98)	48 (8.38)	INC	12 (2.09)	9 (1.57)
73	BJP	312 (51.49)	AAP	241 (39.77)	71 (11.72)	INC	41 (6.77)	12 (1.98)
74	AAP	327 (48.16)	BJP	288 (42.42)	39 (5.74)	INC	56 (8.25)	8 (1.18)
75	AAP	400 (49.02)	BJP	388 (47.55)	12 (1.47)	INC	21 (2.57)	7 (0.86)
76	AAP	390 (53.42)	BJP	298 (40.82)	92 (12.6)	INC	33 (4.52)	9 (1.23)
77	AAP	325 (48.08)	BJP	309 (45.71)	16 (2.37)	INC	33 (4.88)	9 (1.33)
78	AAP	408 (48.69)	BJP	374 (44.63)	34 (4.06)	INC	36 (4.3)	20 (2.39)
79	AAP	472 (70.45)	BJP	177 (26.42)	295 (44.03)	INC	10 (1.49)	11 (1.64)
80	AAP	553 (67.27)	BJP	229 (27.86)	324 (39.41)	INC	21 (2.55)	19 (2.31)
81	AAP	577 (63.34)	BJP	263 (28.87)	314 (34.47)	INC	51 (5.6)	20 (2.2)
82	AAP	565 (62.43)	BJP	282 (31.16)	283 (31.27)	INC	36 (3.98)	22 (2.43)
83	AAP	250 (54.95)	BJP	188 (41.32)	62 (13.63)	BSP	7 (1.54)	10 (2.2)
84	BJP	428 (50.89)	AAP	380 (45.18)	48 (5.71)	INC	18 (2.14)	15 (1.78)
85	AAP	696 (71.02)	BJP	143 (14.59)	553 (56.43)	INC	128 (13.06)	13 (1.33)
86	AAP	458 (75.45)	BJP	117 (19.28)	341 (56.17)	INC	26 (4.28)	6 (0.99)
87	AAP	427 (78.06)	BJP	96 (17.55)	331 (60.51)	INC	18 (3.29)	6 (1.1)
88	BJP	287 (50.62)	AAP	256 (45.15)	31 (5.47)	INC	17 (3)	7 (1.23)
89	AAP	382 (57.97)	BJP	243 (36.87)	139 (21.1)	INC	22 (3.34)	12 (1.82)
90	AAP	325 (52)	BJP	275 (44)	50 (8)	INC	18 (2.88)	7 (1.12)
91	BJP	400 (48.96)	AAP	390 (47.74)	10 (1.22)	INC	19 (2.33)	8 (0.98)
92	AAP	448 (57.73)	BJP	299 (38.53)	149 (19.2)	INC	19 (2.45)	10 (1.29)
93	AAP	388 (51.87)	BJP	329 (43.98)	59 (7.89)	INC	22 (2.94)	9 (1.2)
94	AAP	402 (55.68)	BJP	291 (40.3)	111 (15.38)	INC	22 (3.05)	7 (0.97)
95	AAP	408 (50.75)	BJP	370 (46.02)	38 (4.73)	INC	14 (1.74)	12 (1.49)
96	AAP	418 (55.07)	BJP	314 (41.37)	104 (13.7)	INC	20 (2.64)	7 (0.92)
97	AAP	410 (51.38)	BJP	358 (44.86)	52 (6.52)	INC	16 (2.01)	14 (1.75)
98	AAP	462 (48.38)	BJP	449 (47.02)	13 (1.36)	INC	32 (3.35)	12 (1.26)
99	BJP	371 (51.03)	AAP	322 (44.29)	49 (6.74)	INC	21 (2.89)	13 (1.79)
100	BJP	447 (48.12)	AAP	446 (48.01)	1 (0.11)	INC	29 (3.12)	7 (0.75)
101	BJP	344 (52.36)	AAP	289 (43.99)	55 (8.37)	INC	16 (2.44)	8 (1.22)
102	BJP	410 (57.67)	AAP	276 (38.82)	134 (18.85)	INC	16 (2.25)	9 (1.27)
103	BJP	256 (51.82)	AAP	218 (44.13)	38 (7.69)	INC	11 (2.23)	9 (1.82)
104	BJP	303 (53.91)	AAP	233 (41.46)	70 (12.45)	INC	16 (2.85)	10 (1.78)
105	BJP	326 (55.63)	AAP	241 (41.13)	85 (14.5)	INC	14 (2.39)	5 (0.85)

Contd....

MCD Election Results

Number and Name of Ward (2017)

Number of Ward	Name of Ward	Number of Ward	Name of Ward
030S	Dabri		
031S	Sagarpur-West		
032S	Sagarpur-East		
033S	Manglapuri		

Number and Name of Ward (2012)

Number of Ward	Name of Ward	Number of Ward	Name of Ward
129	Dabri (W)		
130	Manglapuri (SCW)		
131	Sagarpur		
132	Sagarpur West (W)		

MCD Election Results

Ward-wise Winner & Runner-up in Dwarka Assembly Constituency (MCD Election 2017)

MCD Ward Number	Winner Party	Winner Votes (%)	Runner-up Party	Runner-up Votes (%)	Winning Margin Votes (%)
030S	BJP	13883 (43.02)	AAP	7211 (22.35)	6672 (20.67)
031S	BJP	8701 (32.65)	AAP	7193 (26.99)	1508 (5.66)
032S	BJP	10785 (37.84)	AAP	9060 (31.78)	1725 (6.06)
033S	AAP	8496 (37.05)	BJP	6693 (29.19)	1803 (7.86)

MCD Election Results

Summary Result of Ward 030 S (Dabri) : MCD Election - 2017

Candidate Name	Party	Votes	Votes%
Ward 030 S : Dabri			
Rekha Chauhan	BJP	13883	43.02
Bindu Singh	AAP	7211	22.35
Tilotma Choudhary	INC	6839	21.19
Sajida Khan	IND	2219	6.88
Kajal Sehrawat	IND	1375	4.26
Annu Choudhary	IND	246	0.76
Prema Devi	BSP	200	0.62
Shanti Devi	JD(U)	82	0.25
	NOTA	213	0.66

DISCLAIMER

The Terms of Use and Disclaimer of Datanet India Private Limited (hereinafter referred to as "Datanet") for use of this analysis report of **Dwarka Assembly Constituency (Dwarka Vidhan Sabha)** :-

1. **Assembly Factbook™** is a Registered Trade Mark owned by Datanet.
2. All the maps are sketched and graphical representation only and have not been drawn to the scale and also not to represent the actual geographical area or boundary of the unit.
3. The data for the aforesaid analysis is based on authentic sources and has been culled from the various publications of Census, CSO and NSSO for district and block level data, various central and state government departments, Central & State Elections Commissions and the concerned Returning Officers' releases, Electoral Rolls, Election results and allied publications, internal assessment, surveys, estimates and analysis. Therefore, certain adjustment of data at micro level may have been done to arrive closer to the macro data.
4. Data have been provided on an "As Is" and "As AVAILABLE" basis
5. The colours shown in the maps or diagram and charts of a particular party, alliance or AC are indicative and do not represent them.
6. This publication which includes maps, sheets, graphs and data would be the property under copyright of Datanet only. The user may use these for its internal study, analysis and research purposes. It's public display, re-selling or any commercial uses by the user are not allowed.
7. Datanet has taken due care and caution in compilation and processing of data and allied information, but does not guarantee the accuracy, adequacy or completeness of any information/analysis and will be not responsible for any errors or omissions or for the results obtained from the use of such information/analysis.
8. All the contents for the publication have been culled from various authentic sources and Datanet reasonably believes such sources to be reliable, but does not make any representations, express or implied as to the accuracy or fitness of use of such information. The information or contents of the information/analysis do not constitute advice and should not be relied upon in making (or refraining from making) any decision. Any reliance placed upon the information provided by Datanet is the sole responsibility and strictly at the user's risk.
9. In no event will Datanet be liable for any damages (including, without limitation, damages for loss of business projects, or loss of profits) arising in contract, tort or otherwise from the use of or inability to use any of its contents, or from any action taken (or refrained from being taken) as a result of using the analysis or any of its contents. Datanet its directors, owners, editors, officials, employees, distributor and agents or any associate will not be liable for any errors in the information contained or any consequences arising from the use of the contents of the provided information/analysis.
10. If any provision of these terms and conditions is held invalid or illegal or unenforceable for any reason by any court of competent jurisdiction, such provision shall be severed and the remainder of provisions of the terms and conditions shall continue in full force and effect as if the Term of Use had been executed with the invalid, illegal or unenforceable provision eliminated.
11. If there are any discrepancies in the information provided, please bring it to attention of Datanet for suitable rectification measures.

Buy Online This Complete Book At
Datanet India eBooks Store

www.indiastatpublications.com

or go directly at

[http://www.indiastatpublications.com/
Assembly_factbook/Delhi/West_Delhi/ Dwarka](http://www.indiastatpublications.com/Assembly_factbook/Delhi/West_Delhi/Dwarka)



i **india**stat**elections**

ISBN : 978-93-5293-410-2



9 789352 934102