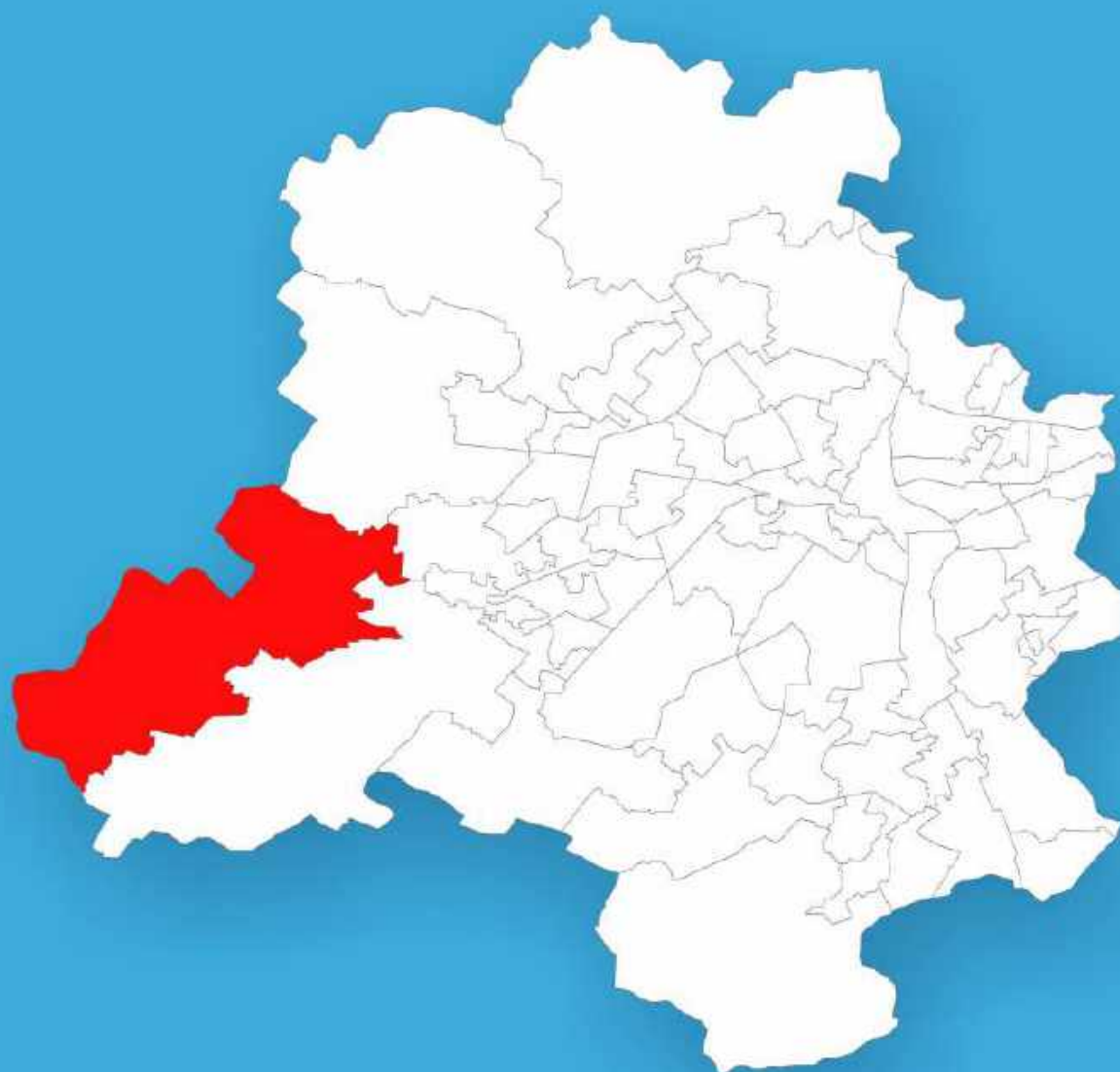




Delhi

Assembly Factbook™

Najafgarh Assembly Constituency



Key Electoral Data of Najafgarh
Assembly Constituency (Vidhan Sabha)

Delhi

Assembly Factbook™

Najafgarh Assembly Constituency



Najafgarh Vidhan Sabha

Editor & Director

Dr. R.K. Thukral

Research Editor

Dr. Shafeeq Rahman

Compiled, Researched and Published by Datanet India Pvt. Ltd.

D-100, 1st Floor,

Okhla Industrial Area, Phase-I,
New Delhi- 110020.

Ph.: 91-11- 43580781-84

Email : support@indiastatpublications.com

Website : www.indiastatelections.com

Online Book Store :

www.indiastatpublications.com

Report No. : AFB/DL-35-0125

ISBN : 978-93-5293-426-3

First Edition : January, 2018

Eighth Updated Edition : January, 2025

Price : Rs. 11500/-

US\$ 310

© Datanet India Pvt. Ltd.

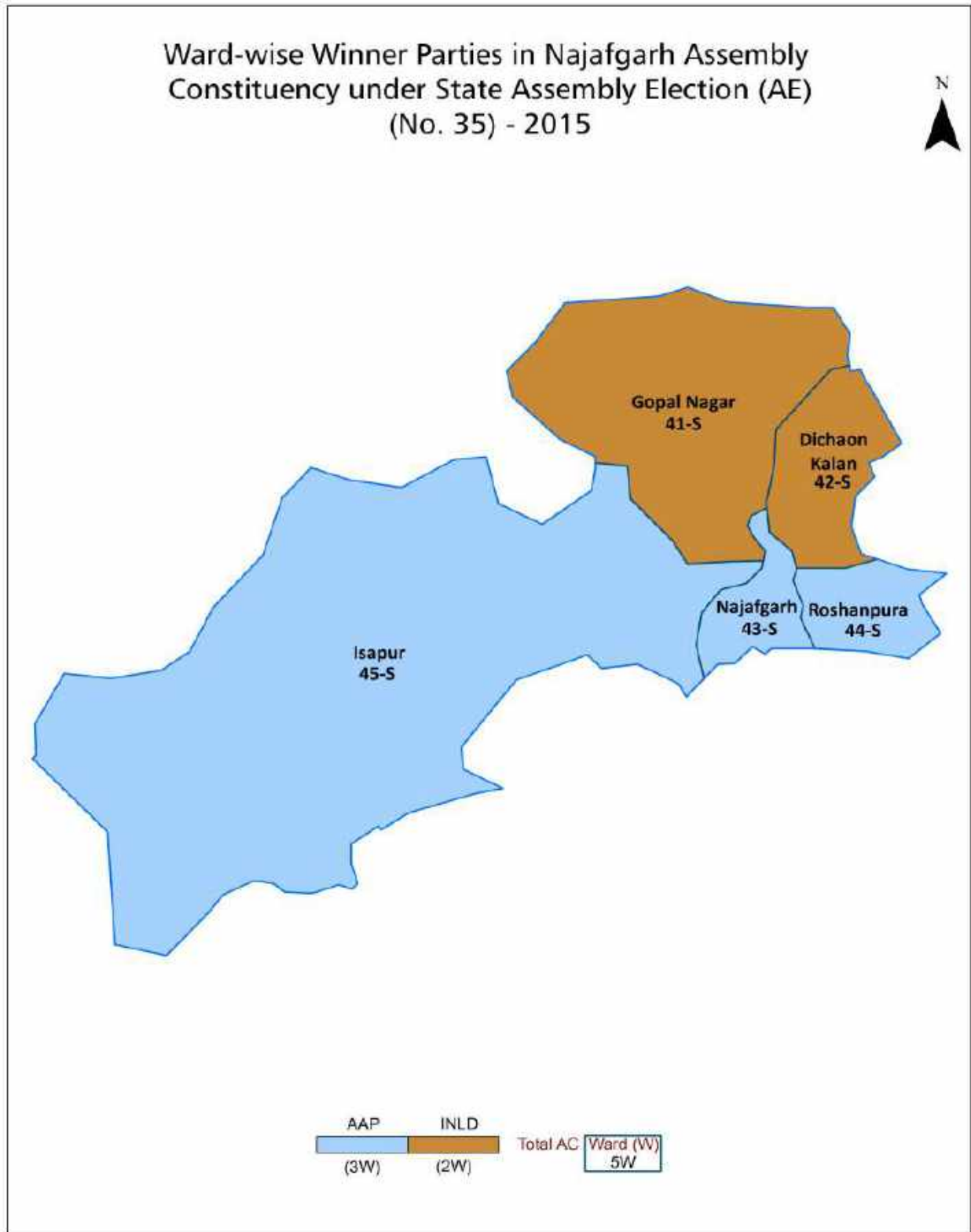
All rights reserved. No part of this book may be reproduced, stored in a retrieval system or transmitted in any form or by any means, mechanical photocopying, photographing, scanning, recording or otherwise without the prior written permission of the publisher. Please refer to Disclaimer at page no. 213 for the use of this publication.

Printed in India

Contents

No.	Particulars	Page No.
1	Introduction Assembly Constituency at a Glance Features of Assembly as per Delimitation Commission of India (2008)	1-2
2	Location and Political Maps Location Map Boundaries of Assembly Constituency in District Boundaries of Assembly Constituency under Parliamentary Constituency Ward-wise Winner Parties- 2025, 2024, 2020, 2019, 2015, 2014, 2013, 2009 and 2008	3-11
3	Administrative Setup & Demographics (2011) Ward Name Ward Number Population Population by Ward Sex Ratio Religious Population Social Population	12
4	Electoral Features Important Dates of Last Elections Held Electors by Gender Service Electors Voters Voters Turnout Polling Stations & Average Number of Electors per Polling Station Electors by Age Group Present Elected Representatives	13-18
5	Historical Summary Election Results Vote Share of Major Parties Winning Margin (Number & Percentage) Polarity Summary Result of Assembly Segment of Parliamentary Election 2024, 2019, 2014, 2009, 2004 and 1999 Summary Result of Assembly Elections 2025, 2020, 2015, 2013, 2008, 2003, 1998, 1993, 1983, 1977, 1972 and 1952	19-37
6	Polling Station Level Election Results Name and Number of Polling Station 2025, 2024, 2020, 2019, 2015, 2014, 2013, 2009 and 2008 Polling Station-wise Electoral, Voter & Voter Turnout 2025, 2024, 2020, 2019, 2015, 2014, 2013, 2009 and 2008 Polling Station wise Elections Results 2025, 2024, 2020, 2019, 2015, 2014, 2013, 2009 & 2008	38-194
7	MCD Ward Election Result MCD Election 2017 and 2012	195-206
8	Share of Assembly Constituency Share of Assembly Constituency in State and Parliamentary Constituency	207
9	Abbreviation & Sources	210-211
10	Disclaimer	213

Location & Political Map

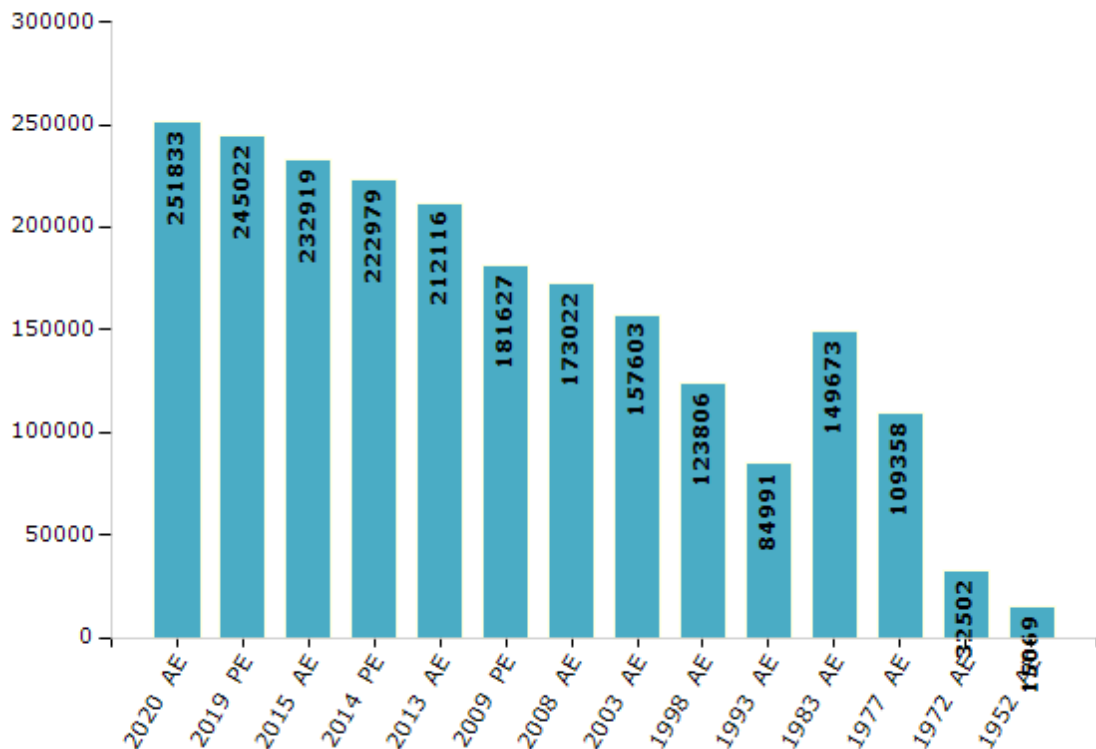


Electoral Features

Electors by Male & Female

Year	Male	Female	Others	Total	Year	Male	Female	Others	Total
2020 AE	134035	117798	0	251833	2003 AE	88021	69582	-	157603
2019 PE	130885	114136	1	245022	1999 PE	-	-	-	-
2015 AE	125069	107843	7	232919	1998 AE	70255	53551	-	123806
2014 PE	119778	103195	6	222979	1993 AE	47742	37249	-	84991
2013 AE	113895	98216	5	212116	1983 AE	90039	59634	-	149673
2009 PE	98826	82801	0	181627	1977 AE	60997	48361	-	109358
2008 AE	93551	79471	-	173022	1972 AE	16315	16187	-	32502
2004 PE	-	-	-	-	1952 AE	-	-	-	15069

Number of Electors

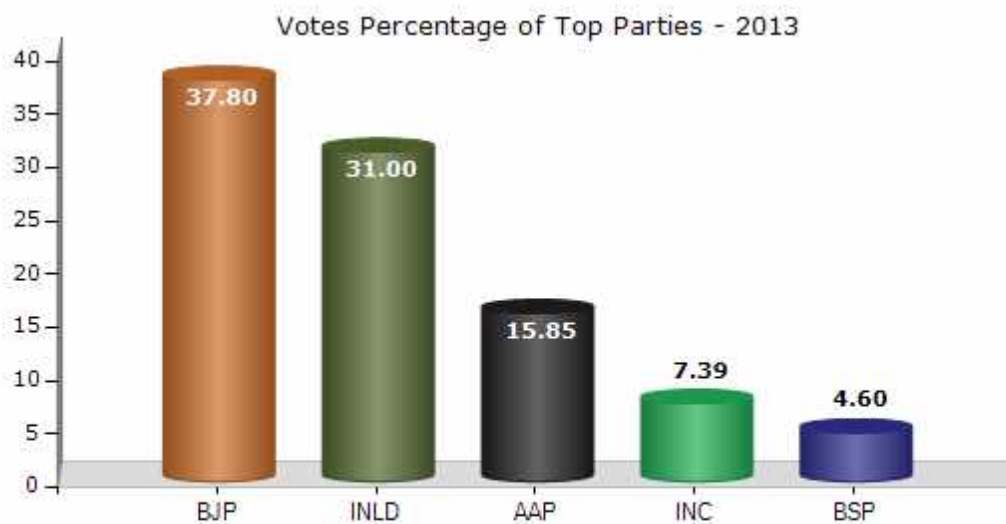


Note : AE : Assembly Election, PE : Assembly Segment of Parliamentary Election

Historical Summary Election Results

Summary Result of Assembly Election - 2013

Candidate Name	Party	Votes	Votes %
Ajeet Singh Kharkhari	BJP	54358	37.8
Bharat Singh	INLD	44590	31
Mukesh Kumar Dagar	AAP	22798	15.85
Bijander Dutt	INC	10633	7.39
Ajit Singh	BSP	6618	4.6
Neelam	IND	2660	1.85
Om Prakash Singh	SP	513	0.36
Baidyanath Sah	PBI	312	0.22
Pankaj	IND	237	0.16
Inderjit	IND	232	0.16
Bimla	RBHP	138	0.1
	NOTA	733	0.51



Polling Station Level Election Results

Number and Name of Polling Stations (PS) (2020)

Number of Polling Stations	Name of Polling Stations	Number of Polling Stations	Name of Polling Stations
1	M C Primary School Surakhpur	22	M C Pry (Boys) School Dichaon Kalan
2	Evergreen Public School Vinoba Enclave	23	M C Pry (Boys) School Dichaon Kalan
3	Evergreen Public School Vinoba Enclave	24	M C Pry (Boys) School Dichaon Kalan
4	Evergreen Public School Vinoba Enclave	25	Govt Girls S S School Dichaon Kalan
5	Evergreen Public School Vinoba Enclave	26	Govt Girls S S School Dichaon Kalan
6	Evergreen Public School Vinoba Enclave	27	Govt. Sarvodaya Vidyalaya Dichaon Kalan
7	Evergreen Public School Vinoba Enclave	28	Govt. Sarvodaya Vidyalaya Dichaon Kalan
8	Govt Girls S S School Jharoda	29	Govt. Sarvodaya Vidyalaya Dichaon Kalan
9	Govt Girls S S School Jharoda	30	Govt. Sarvodaya Vidyalaya Dichaon Kalan
10	Govt Girls S S School Jharoda	31	Govt. Sarvodaya Vidyalaya Dichaon Kalan
11	Govt Girls S S School Jharoda	32	Govt. Sarvodaya Vidyalaya Dichaon Kalan
12	Govt Girls S S School Jharoda	33	Govt. Sarvodaya Vidyalaya Dichaon Kalan
13	Govt Girls S S School Jharoda	34	New Solanki Public School Jai Vihar Najafgarh
14	Govt Girls S S School Jharoda	35	New Solanki Public School Jai Vihar Najafgarh
15	Govt Boys S S School, (Jharoda) Jharoda	36	New Solanki Public School Jai Vihar Najafgarh
16	Govt Boys S S School, (Jharoda) Jharoda	37	New Solanki Public School Jai Vihar Najafgarh
17	Govt Boys S S School, (Jharoda) Jharoda	38	New Solanki Public School Jai Vihar Najafgarh
18	Govt Boys S S School, (Jharoda) Jharoda	39	New Solanki Public School Jai Vihar Najafgarh
19	Govt Boys S S School, (Jharoda) Jharoda	40	New Solanki Public School Jai Vihar Najafgarh
20	M C Pry (Boys) School Dichaon Kalan	41	New Solanki Public School Jai Vihar Najafgarh
21	M C Pry (Boys) School Dichaon Kalan	42	New Solanki Public School Jai Vihar Najafgarh

Contd....

Polling Station Level Election Results

Polling Station-wise Votes Secured by Overall Top Five Parties in Najafgarh Assembly in Assembly Election (AE) under West Delhi Parliamentary Constituency in Delhi (2020)

Number of Polling Station	Winner - Kailash Gahlot (AAP)	Runner-up - Ajeet Singh Kharkhari (BJP)	3rd - Sahab Singh (INC)	4th - Lalit Goel (IND)	5th - Manoj Kumar (BSP)	NOTA	Other	Total Votes Secured
36	483	169	3	2	1	2	3	663
37	356	194	1	7	1	0	2	561
38	243	151	1	7	2	2	4	410
39	289	198	3	8	1	2	0	501
40	496	345	2	10	3	6	4	866
41	459	313	8	5	2	4	2	793
42	422	321	11	7	6	3	5	775
43	352	274	3	5	4	2	4	644
44	407	256	1	1	1	2	2	670
45	365	300	5	9	2	4	6	691
46	242	197	12	5	0	1	1	458
47	232	281	4	3	0	6	3	529
48	360	424	9	9	2	8	3	815
49	342	311	5	7	0	5	1	671
50	309	421	6	8	2	6	3	755
51	234	152	2	8	2	0	1	399
52	132	208	4	6	1	1	1	353
53	400	277	5	25	1	2	3	713
54	194	209	5	7	1	3	2	421
55	330	453	2	18	0	0	5	808
56	182	217	2	3	3	0	5	412
57	234	190	3	7	2	3	3	442
58	287	258	4	10	0	4	8	571
59	577	104	3	6	2	3	5	700
60	379	408	2	29	2	2	2	824
61	234	179	3	12	0	4	1	433
62	203	205	1	5	3	1	2	420
63	348	451	5	11	4	6	3	828
64	248	194	5	42	9	4	5	507
65	365	277	6	72	3	1	3	727
66	280	232	4	48	4	3	5	576
67	393	217	8	15	0	0	8	641
68	182	169	7	8	0	4	0	370
69	412	297	6	3	8	3	1	730
70	266	196	3	5	4	0	2	476

Contd....

Polling Station Level Election Results

Winner, Runner-up and 3rd Party Position & Winning Margin According to Polling Stations in Najafgarh Assembly in Assembly Election (AE) under West Delhi Parliamentary Constituency in Delhi (2020)

Polling Station Number	Winner Party	Winner Votes (%)	Runner-up Party	Runner-up Votes (%)	Winning Margin Votes (%)	Third Party	Third Party Votes (%)	Other Votes (%)
71	AAP	385 (54.15)	BJP	311 (43.74)	74 (10.41)	INC	5 (0.7)	10 (1.41)
72	BJP	214 (53.23)	AAP	169 (42.04)	45 (11.19)	IND (LG)	8 (1.99)	11 (2.74)
73	BJP	301 (50.33)	AAP	272 (45.48)	29 (4.85)	IND (LG)	12 (2.01)	13 (2.17)
74	BJP	397 (52.1)	AAP	334 (43.83)	63 (8.27)	BSP	13 (1.71)	18 (2.36)
75	BJP	340 (49.06)	AAP	334 (48.2)	6 (0.86)	IND (LG)	6 (0.87)	13 (1.88)
76	AAP	192 (47.76)	BJP	191 (47.51)	1 (0.25)	IND (PK)	8 (1.99)	11 (2.74)
77	BJP	185 (50)	AAP	173 (46.76)	12 (3.24)	IND (PK)	8 (2.16)	4 (1.08)
78	AAP	375 (52.67)	BJP	298 (41.85)	77 (10.82)	IND (LG)	18 (2.53)	21 (2.95)
79	AAP	263 (49.44)	BJP	252 (47.37)	11 (2.07)	INC	5 (0.94)	12 (2.26)
80	BJP	305 (59.45)	AAP	195 (38.01)	110 (21.44)	BSP	3 (0.58)	10 (1.95)
81	BJP	350 (53.76)	AAP	273 (41.94)	77 (11.82)	IND (PK)	15 (2.3)	13 (2)
82	BJP	315 (58.77)	AAP	205 (38.25)	110 (20.52)	IND (PK)	6 (1.12)	10 (1.87)
83	BJP	241 (56.71)	AAP	174 (40.94)	67 (15.77)	INC	4 (0.94)	6 (1.41)
84	BJP	260 (54.51)	AAP	202 (42.35)	58 (12.16)	INC	6 (1.26)	9 (1.89)
85	AAP	294 (49)	BJP	285 (47.5)	9 (1.5)	INC	9 (1.5)	12 (2)
86	BJP	262 (50.78)	AAP	232 (44.96)	30 (5.82)	IND (LG)	8 (1.55)	14 (2.71)
87	BJP	311 (53.62)	AAP	243 (41.9)	68 (11.72)	INC	7 (1.21)	19 (3.28)
88	BJP	341 (58.59)	AAP	220 (37.8)	121 (20.79)	INC	7 (1.2)	14 (2.41)
89	BJP	233 (50.76)	AAP	215 (46.84)	18 (3.92)	INC	4 (0.87)	7 (1.53)
90	BJP	302 (48.01)	AAP	301 (47.85)	1 (0.16)	INC	11 (1.75)	15 (2.38)
91	BJP	211 (54.1)	AAP	165 (42.31)	46 (11.79)	INC	9 (2.31)	5 (1.28)
92	BJP	265 (52.37)	AAP	223 (44.07)	42 (8.3)	INC	12 (2.37)	6 (1.19)
93	AAP	454 (52.85)	BJP	381 (44.35)	73 (8.5)	INC	10 (1.16)	14 (1.63)
94	AAP	451 (56.66)	BJP	319 (40.08)	132 (16.58)	BSP	7 (0.88)	19 (2.39)
95	AAP	399 (57.58)	BJP	266 (38.38)	133 (19.2)	IND (LG)	9 (1.3)	19 (2.74)
96	AAP	406 (51.52)	BJP	355 (45.05)	51 (6.47)	IND (LG)	11 (1.4)	16 (2.03)
97	AAP	317 (48.4)	BJP	312 (47.63)	5 (0.77)	BSP	12 (1.83)	14 (2.14)
98	AAP	168 (58.13)	BJP	109 (37.72)	59 (20.41)	INC	4 (1.38)	8 (2.77)
99	AAP	349 (55.57)	BJP	270 (42.99)	79 (12.58)	BSP	4 (0.64)	5 (0.8)
100	BJP	374 (50.82)	AAP	340 (46.2)	34 (4.62)	IND (LG)	5 (0.68)	17 (2.31)
101	AAP	336 (51.85)	BJP	279 (43.06)	57 (8.79)	INC	16 (2.47)	17 (2.62)
102	AAP	232 (48.64)	BJP	226 (47.38)	6 (1.26)	INC	8 (1.68)	11 (2.31)
103	AAP	439 (48.67)	BJP	436 (48.34)	3 (0.33)	INC	8 (0.89)	19 (2.11)
104	AAP	369 (51.11)	BJP	332 (45.98)	37 (5.13)	IND (LG)	4 (0.55)	17 (2.35)
105	AAP	403 (55.36)	BJP	304 (41.76)	99 (13.6)	BSP	8 (1.1)	13 (1.79)

Contd....

MCD Election Results

Number and Name of Ward (2017)

Number of Ward	Name of Ward	Number of Ward	Name of Ward
041S	Gopal Nagar		
042S	Dichaon Kalan		
043S	Najafgarh		
044S	Roshanpura		
045S	Isapur		

Number and Name of Ward (2012)

Number of Ward	Name of Ward	Number of Ward	Name of Ward
137	Roshanpura (W)		
138	Najafgarh		
139	Dichaon Kalan (W)		
140	Khera (SCW)		

MCD Election Results

Ward-wise Winner & Runner-up in Najafgarh Assembly Constituency (MCD Election 2017)

MCD Ward Number	Winner Party	Winner Votes (%)	Runner-up Party	Runner-up Votes (%)	Winning Margin Votes (%)
041S	BJP	6013 (22.02)	INC	5334 (19.53)	679 (2.49)
042S	INLD	13458 (51.08)	BJP	8503 (32.27)	4955 (18.81)
043S	IND (MD)	7643 (26.33)	BJP	7316 (25.21)	327 (1.12)
044S	BJP	9333 (32.61)	AAP	6098 (21.31)	3235 (11.3)
045S	BJP	7392 (25.83)	INLD	4532 (15.84)	2860 (9.99)

MCD Election Results

Summary Result of Ward 041 S (Gopal Nagar) : MCD Election - 2017

Candidate Name	Party	Votes	Votes%
Ward 041 S : Gopal Nagar			
Antim Gahlot	BJP	6013	22.02
Naresh Kumari	INC	5334	19.53
Rajesh Kumari	IND	5284	19.35
Neeta Dagar	AAP	3290	12.05
Anchal Tehlan	INLD	3072	11.25
Kiran	IND	1795	6.57
Premwati	BSP	1605	5.88
Neelam Rani	JD(U)	320	1.17
Neelam	IND	236	0.86
Suman Lata	IND	145	0.53
Santosh	IND	49	0.18
	NOTA	166	0.61

DISCLAIMER

The Terms of Use and Disclaimer of Datanet India Private Limited (hereinafter referred to as "Datanet") for use of this analysis report of **Najafgarh Assembly Constituency (Najafgarh Vidhan Sabha) :-**

1. **Assembly Factbook™** is a Registered Trade Mark owned by Datanet.
2. All the maps are sketched and graphical representation only and have not been drawn to the scale and also not to represent the actual geographical area or boundary of the unit.
3. The data for the aforesaid analysis is based on authentic sources and has been culled from the various publications of Census, CSO and NSSO for district and block level data, various central and state government departments, Central & State Elections Commissions and the concerned Returning Officers' releases, Electoral Rolls, Election results and allied publications, internal assessment, surveys, estimates and analysis. Therefore, certain adjustment of data at micro level may have been done to arrive closer to the macro data.
4. Data have been provided on an "As Is" and "As AVAILABLE" basis
5. The colours shown in the maps or diagram and charts of a particular party, alliance or AC are indicative and do not represent them.
6. This publication which includes maps, sheets, graphs and data would be the property under copyright of Datanet only. The user may use these for its internal study, analysis and research purposes. It's public display, re-selling or any commercial uses by the user are not allowed.
7. Datanet has taken due care and caution in compilation and processing of data and allied information, but does not guarantee the accuracy, adequacy or completeness of any information/analysis and will be not responsible for any errors or omissions or for the results obtained from the use of such information/analysis.
8. All the contents for the publication have been culled from various authentic sources and Datanet reasonably believes such sources to be reliable, but does not make any representations, express or implied as to the accuracy or fitness of use of such information. The information or contents of the information/analysis do not constitute advice and should not be relied upon in making (or refraining from making) any decision. Any reliance placed upon the information provided by Datanet is the sole responsibility and strictly at the user's risk.
9. In no event will Datanet be liable for any damages (including, without limitation, damages for loss of business projects, or loss of profits) arising in contract, tort or otherwise from the use of or inability to use any of its contents, or from any action taken (or refrained from being taken) as a result of using the analysis or any of its contents. Datanet its directors, owners, editors, officials, employees, distributor and agents or any associate will not be liable for any errors in the information contained or any consequences arising from the use of the contents of the provided information/analysis.
10. If any provision of these terms and conditions is held invalid or illegal or unenforceable for any reason by any court of competent jurisdiction, such provision shall be severed and the remainder of provisions of the terms and conditions shall continue in full force and effect as if the Term of Use had been executed with the invalid, illegal or unenforceable provision eliminated.
11. If there are any discrepancies in the information provided, please bring it to attention of Datanet for suitable rectification measures.

Buy Online This Complete Book At
Datanet India eBooks Store

www.indiastatpublications.com

or go directly at

[http://www.indiastatpublications.com/
Assembly_factbook/Delhi/West_Delhi/ Najafgarh](http://www.indiastatpublications.com/Assembly_factbook/Delhi/West_Delhi/Najafgarh)



i **india**stat**elections**

ISBN : 978-03-5293-426-3



9 789352 934263