



Haryana

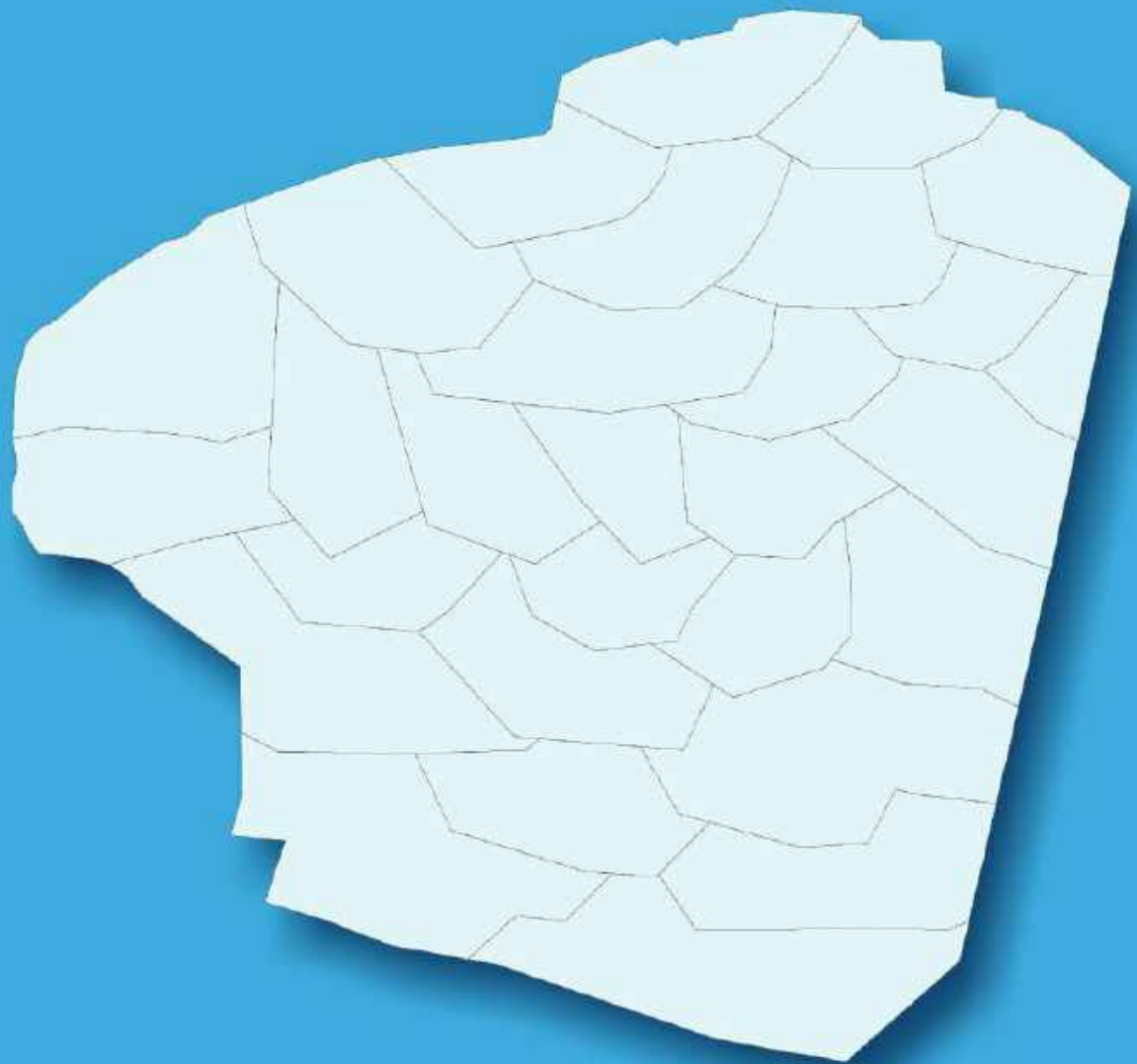
Assembly Factbook™

Badkhal Assembly Constituency



Key Electoral Data of Badkhal
Assembly Constituency (Vidhan Sabha)

Haryana
Assembly FactbookTM
Badkhal Assembly Constituency



Badkhal Vidhan Sabha

Editor & Director

Dr. R.K. Thukral

Research Editor

Dr. Shafeeq Rahman

Compiled, Researched and Published by Datanet India Pvt. Ltd.

D-100, 1st Floor,

Okhla Industrial Area, Phase-I,
New Delhi- 110020.

Ph.: 91-11- 43580781-84

Email : support@indiastatpublications.com

Website : www.indiastatelections.com

Online Book Store :

www.indiastatpublications.com

Report No. : AFB/HR-87-0125

ISBN : 978-93-5293-472-0

First Edition : January, 2018

Eighth Updated Edition : January, 2025

Price : Rs. 11500/-

US\$ 310

© Datanet India Pvt. Ltd.

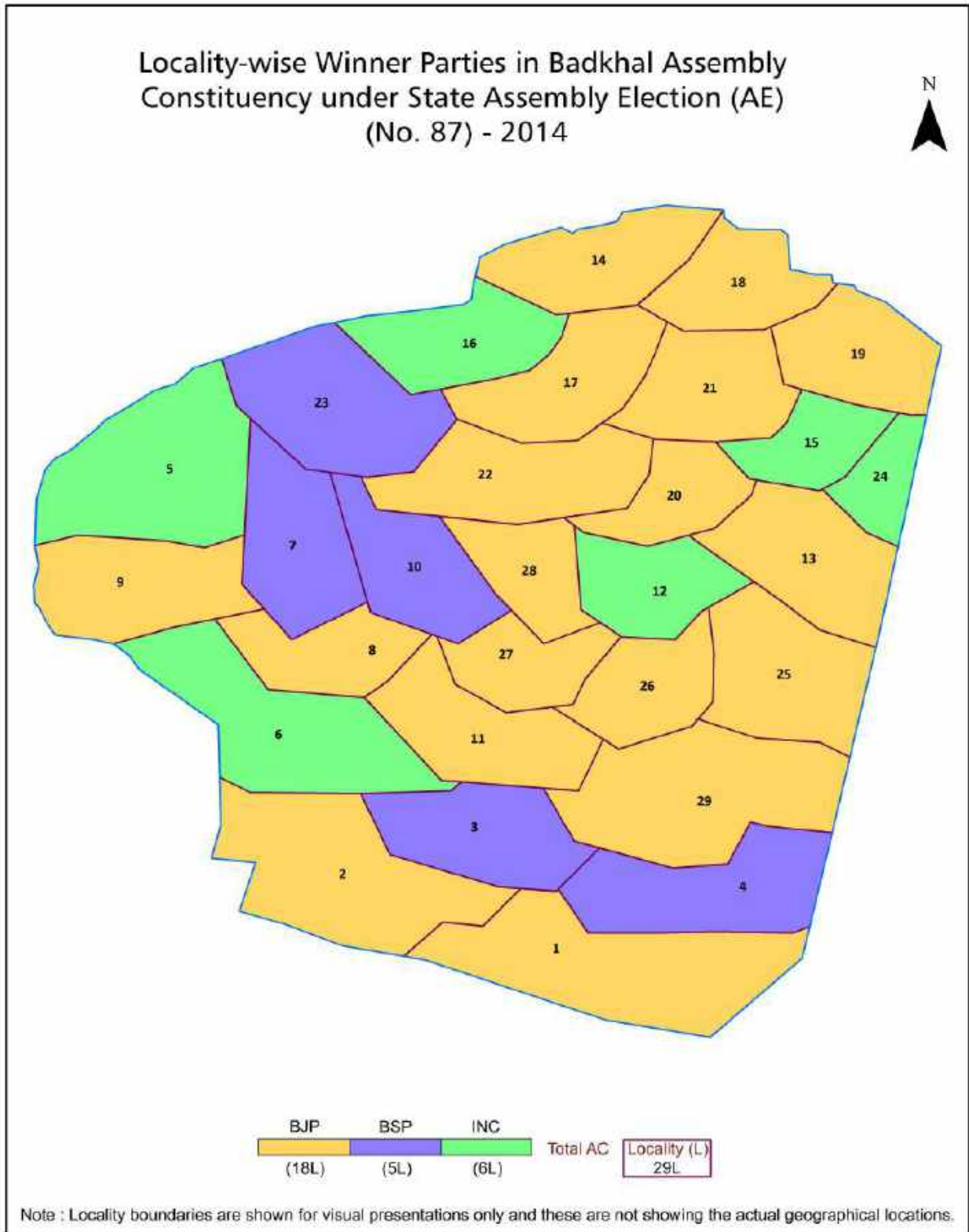
All rights reserved. No part of this book may be reproduced, stored in a retrieval system or transmitted in any form or by any means, mechanical photocopying, photographing, scanning, recording or otherwise without the prior written permission of the publisher. Please refer to Disclaimer at page no. 128 for the use of this publication.

Printed in India

Contents

No.	Particulars	Page No.
	Introduction	
1	Assembly Constituency - (Vidhan Sabha) at a Glance Features of Assembly as per Delimitation Commission of India (2008)	1-2
	Location and Political Maps	
2	Location Map Boundaries of Assembly Constituency - (Vidhan Sabha) in District Boundaries of Assembly Constituency under Parliamentary Constituency - (Lok Sabha) Locality-wise Winner Parties- 2024-PE, 2024-AE, 2019-PE, 2019-AE, 2014-PE, 2014-AE, 2009-PE and 2009-AE	3-11
	Administrative Setup (2011)	
3	District Sub-district Towns Villages Inhabited Villages Uninhabited Villages Village Panchayat Intermediate Panchayat	12
	Demographics (2011)	
4	Population Households Rural/Urban Population Sex Ratio (Total & 0-6 Years) Religious Population Social Population Literacy Rate	13
	Electoral Features	
5	Important Dates of Last Elections Held Electors by Gender Service Electors Voters Voters Turnout Polling Stations & Average Number of Electors per Polling Station Electors by Age Group Present Elected Representatives	14-19
	Historical Summary Election Results	
6	Vote Share of Major Parties Winning Margin (Number & Percentage) Polarity of Parties Summary Result of Assembly Segment of Parliamentary Elections 2024, 2019, 2014 and 2009 Summary Result of Assembly Elections 2024, 2019, 2014 and 2009	20-29
	Polling Station Level Election Results	
7	Name and Number of Polling Station 2024-PE, 2024-AE, 2019-PE, 2019-AE, 2014-PE, 2014-AE, 2009-PE and 2009-AE Polling Station-wise Electors, Voters & Voters Turnout 2024-PE, 2024-AE, 2019-PE, 2019-AE, 2014-PE, 2014-AE, 2009-PE and 2009-AE Polling Station wise Elections Results 2024-PE, 2024-AE, 2019-PE, 2019-AE, 2014-PE, 2014-AE, 2009-PE and 2009-AE	30-120
	Share of Assembly Constituency	
8	Share of Assembly Constituency - (Vidhan Sabha) in State, District and Parliamentary Constituency - (Lok Sabha)	121
9	Abbreviation & Sources	124-126
10	Disclaimer	128

Location & Political Map

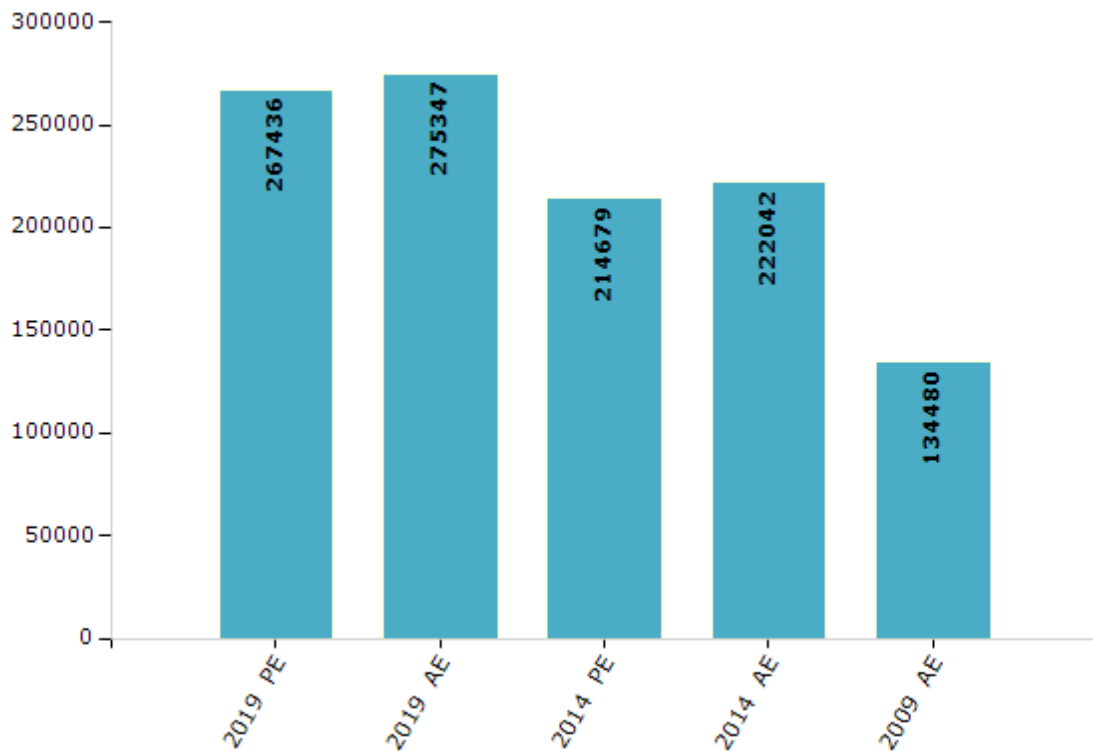


Electoral Features

Electors by Male & Female

Year	Male	Female	Others	Total	Year	Male	Female	Others	Total
2019 PE	146311	121110	15	267436	1999 PE	-	-	-	-
2019 AE	150424	124909	14	275347	1996 AE	-	-	-	-
2014 PE	118836	95843	0	214679	1991 AE	-	-	-	-
2014 AE	122568	99474	0	222042	1987 AE	-	-	-	-
2009 PE	-	-	-	-	1982 AE	-	-	-	-
2009 AE	75639	58841	-	134480	1977 AE	-	-	-	-
2005 AE	-	-	-	-	1972 AE	-	-	-	-
2004 PE	-	-	-	-	1968 AE	-	-	-	-
2000 AE	-	-	-	-	1967 AE	-	-	-	-

Number of Electors



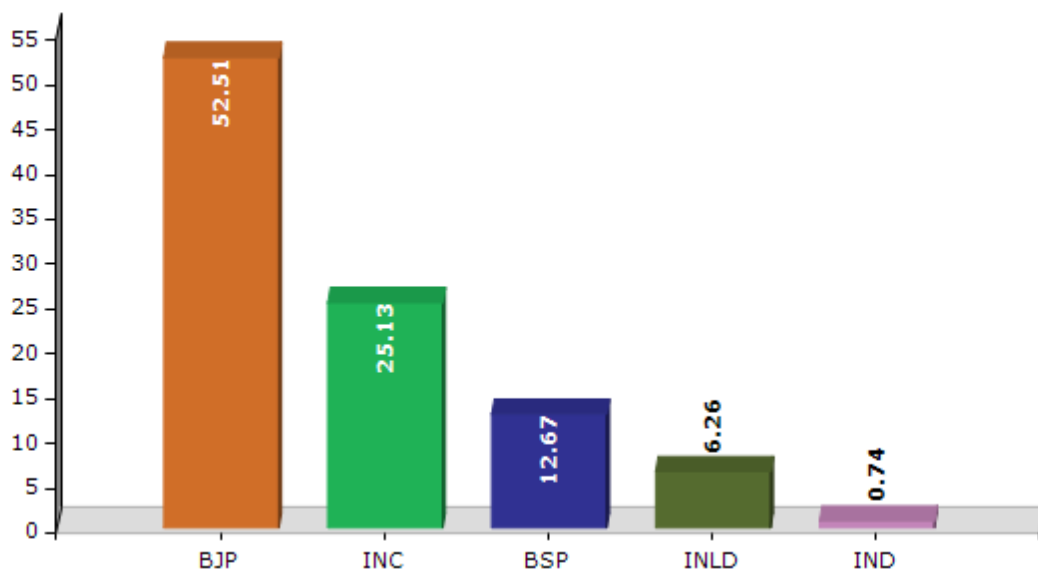
Note : AE : Assembly Election, PE : Assembly Segment of Parliamentary Election

Historical Summary Election Results

Summary Result of Assembly Election - 2014

Candidate Name	Party	Votes	Votes %
Seema Trikha	BJP	70218	52.51
Mahender Partap Singh	INC	33609	25.13
Dharmveer Bhadana	BSP	16949	12.67
Chander Bhatia S/O Kundan Lal	INLD	8377	6.26
Sandeep Purushbhan	IND	990	0.74
Jagram	CPI	899	0.67
Ajit Singh	RARS	602	0.45
Ali Hassan	IND	256	0.19
Manohar Lal Gera	HJCBL	238	0.18
Maniram	IND	205	0.15
Chander Bhatia S/O R.K.Bhatia	IND	169	0.13
Pawan Sharma	IND	167	0.12
Shailender	RasLP	63	0.05
	NOTA	978	0.73

Votes Percentage of Top Parties - 2014



Polling Station Level Election Results

Number and Name of Polling Stations (PS) (2014 AE)

Number of Polling Stations	Name of Polling Stations	Number of Polling Stations	Name of Polling Stations
1	Govt.Senir Secondary Baal School N.I.T.Fridabad N.H-2 Right Panel	22	Bidya Niketan High School Fridabad N.I.T.Room No-55 Left Panel
2	Govt.Senir Secondary Baal School N.I.T.Fridabad N.H-2 Left Panel	23	Bidya Niketan High School Fridabad N.I.T.Room No-57 Left Panel
3	Govt.Senir Secondary Baal School N.I.T.Fridabad N.H-2 Middle Panel	24	Bidya Niketan High School Fridabad N.I.T.Room No-53 Middle Panel
4	Govt.Harijan Middle School 2 C.Fridabad N.I.T Right Panel	25	Bidya Niketan High School Fridabad N.I.T.Room No-56 Middle Right Panel
5	Govt.Harijan Middle School 2 C.Fridabad N.I.T Left Panel	26	Bidya Niketan High School Fridabad N.I.T.Room No-54 Laibery
6	Badrinath Pablic School N.H-2Fridabad N.I.T Right Panel	27	Bidya Niketan High School Fridabad N.I.T.Room No-58 Laibery
7	Badrinath Pablic School N.H-2Fridabad N.I.T Left Panel	28	Jan Sahyog Vailfair Assotions 2 K.Prak Fridabad N.I.T.Hall Right Panel
8	Bhatiya Sevak Samaj Public High School N.H.-2 N.I.T Fridabad Right Panel	29	Jan Sahyog Vailfair Assotions 2 K.Prak Fridabad N.I.T.Hall Left Panel
9	Bhatiya Sevak Samaj Public High School N.H.-2 N.I.T Fridabad Left Panel	30	Govt.Grils Senior Secondary School No-3 Fridabad N.I.T.south Side
10	Govt.High School Block 2 F.Fridabad N.T.I .N.H-2 North Side	31	Govt.Grils Senior Secondary School No-3 Fridabad N.I.T. West Side
11	Govt.High School Block 2 F.Fridabad N.T.I .N.H-2 South Side	32	Govt.Grils Senior Secondary School No-3 Fridabad N.I.T. North Side
12	Govt.Grils Senior Secondary School Fridabad N.I.T.N.H.-2 Right Panel	33	Govt.Grils Senior Secondary School No-3 Fridabad N.I.T. East Side
13	Govt.Grils Senior Secondary School Fridabad N.I.T.N.H.-2 Left Panel	34	Govt.Baal High School N.H.-3 Fridabad N.I.T.Right Panel
14	Govt.Grils Senior Secondary School Fridabad N.I.T.N.H.-2 Middle Panel	35	Govt.Baal High School N.H.-3 Fridabad N.I.T.Middle Panel
15	Govt.Grils Senior Secondary School Fridabad N.I.T.N.H.-2 Left Panel	36	Govt.Baal High School N.H.-3 Fridabad N.I.T.Left Panel
16	Bidya Niketan High School Primari School Section Fridabad N.I.T.Room No-15	37	D.A.V.Collage N.H.-3 Fridabad N.I.T.Right Panel
17	Bidya Niketan High School Primari School Section Fridabad N.I.T.Room No-12 Right Panel	38	D.A.V.Collage N.H.-3 Fridabad N.I.T.Middle Panel
18	Bidya Niketan High School Primari School Section Fridabad N.I.T.Room No-9	39	D.A.V.Collage N.H.-3 Fridabad N.I.T.Left Panel
19	Bidya Niketan High School Primari School Section Fridabad N.I.T.Room No-5 Left Panel	40	Kandria Bidyal No-1 N.H-4 Fridabad N.I.T Class-1 B
20	Bidya Niketan High School Primari School Section Fridabad N.I.T.Room No-50 Left Panel	41	Kandria Bidyal No-1 N.H-4 Fridabad N.I.T Class-1 C
21	Bidya Niketan High School Fridabad Room No-51 Right Panel	42	Kandria Bidyal No-1 N.H-4 Fridabad N.I.T Class-3 A

Contd....

Polling Station Level Election Results

Polling Station-wise Votes Secured by Overall Top Five Parties in Badkhal Assembly in Assembly Election (AE) under Faridabad Parliamentary Constituency in Haryana (2014)

No. of Polling Station	Winner - Seema Trikha (BJP)	Runner-up - Mahender Partap Singh (INC)	3rd - Dharamveer Bhadana (BSP)	4th - Chander Bhatia S/O Kundan Lal (INLD)	5th - Sandeep Purushbhan (IND)	NOTA	Other	Total Votes Secured
36	216	195	100	19	11	2	23	566
37	319	306	211	21	13	7	32	909
38	321	401	219	20	7	10	41	1019
39	782	71	31	43	2	3	12	944
40	176	336	236	65	3	7	76	899
41	265	198	271	35	7	2	51	829
42	141	181	158	48	4	4	42	578
43	225	139	91	31	3	15	13	517
44	400	142	132	27	1	11	14	727
45	508	61	4	44	2	4	4	627
46	340	67	32	59	0	7	12	517
47	226	260	50	91	4	1	18	650
48	567	147	26	105	3	4	11	863
49	370	195	72	113	23	10	13	796
50	342	134	73	43	29	2	19	642
51	386	112	70	55	25	7	11	666
52	602	101	14	36	10	6	10	779
53	409	118	82	26	7	2	15	659
54	329	138	89	16	1	4	13	590
55	211	229	75	14	4	11	20	564
56	379	54	1	114	1	5	3	557
57	358	89	6	82	0	8	3	546
58	362	92	2	105	0	1	5	567
59	347	88	1	97	1	6	9	549
60	452	87	5	216	3	8	9	780
61	393	62	3	217	1	6	7	689
62	441	112	2	75	1	8	5	644
63	420	50	1	48	2	10	5	536
64	571	63	4	79	0	4	8	729
65	468	97	3	91	0	7	12	678
66	505	99	1	137	0	7	5	754
67	455	72	3	66	1	6	9	612
68	367	46	0	41	1	5	5	465
69	359	98	8	84	1	4	5	559
70	360	150	3	76	1	4	5	599

Contd....

Polling Station Level Election Results

Winner, Runner-up and 3rd Party Position & Winning Margin According to Polling Stations in Badkhal Assembly in Assembly Election (AE) under Faridabad Parliamentary Constituency in Haryana (2014)

Polling Station Number	Winner Party	Winner Votes (%)	Runner-up Party	Runner-up Votes (%)	Winning Margin Votes (%)	Third Party	Third Party Votes (%)	Other Votes (%)
71	BJP	341 (68.75)	INC	97 (19.56)	244 (49.19)	INLD	36 (7.26)	22 (4.44)
72	BJP	367 (80.31)	INC	45 (9.85)	322 (70.46)	INLD	35 (7.66)	10 (2.19)
73	BJP	383 (73.37)	INLD	65 (12.45)	318 (60.92)	INC	47 (9)	27 (5.17)
74	BJP	439 (80.7)	INLD	57 (10.48)	382 (70.22)	INC	32 (5.88)	16 (2.94)
75	BJP	367 (77.1)	INLD	57 (11.97)	310 (65.13)	INC	42 (8.82)	10 (2.1)
76	BJP	264 (52.49)	INC	161 (32.01)	103 (20.48)	INLD	59 (11.73)	19 (3.78)
77	BJP	311 (55.73)	INLD	213 (38.17)	98 (17.56)	INC	30 (5.38)	4 (0.72)
78	BJP	359 (68.77)	INLD	130 (24.9)	229 (43.87)	INC	26 (4.98)	7 (1.34)
79	BJP	422 (70.92)	INLD	135 (22.69)	287 (48.23)	INC	30 (5.04)	8 (1.34)
80	BJP	334 (69.01)	INLD	105 (21.69)	229 (47.32)	INC	33 (6.82)	12 (2.48)
81	BJP	445 (60.05)	INC	171 (23.08)	274 (36.97)	INLD	113 (15.25)	12 (1.62)
82	BJP	446 (65.3)	INLD	108 (15.81)	338 (49.49)	INC	98 (14.35)	31 (4.54)
83	BJP	376 (58.02)	INC	150 (23.15)	226 (34.87)	INLD	81 (12.5)	41 (6.33)
84	BJP	177 (45.74)	INC	152 (39.28)	25 (6.46)	BSP	25 (6.46)	33 (8.53)
85	INC	299 (44.17)	BJP	228 (33.68)	71 (10.49)	BSP	100 (14.77)	50 (7.39)
86	INC	302 (43.27)	BJP	196 (28.08)	106 (15.19)	BSP	152 (21.78)	48 (6.88)
87	INC	341 (42.68)	BJP	303 (37.92)	38 (4.76)	BSP	131 (16.4)	24 (3)
88	INC	306 (38.35)	BSP	271 (33.96)	35 (4.39)	BJP	164 (20.55)	57 (7.14)
89	INC	492 (63.4)	BJP	152 (19.59)	340 (43.81)	IND (SP)	77 (9.92)	55 (7.09)
90	INC	477 (56.99)	BJP	199 (23.78)	278 (33.21)	IND (SP)	74 (8.84)	87 (10.39)
91	BSP	263 (39.08)	INC	240 (35.66)	23 (3.42)	BJP	90 (13.37)	80 (11.89)
92	INC	223 (38.18)	BSP	211 (36.13)	12 (2.05)	BJP	81 (13.87)	69 (11.82)
93	INC	438 (42.61)	BSP	422 (41.05)	16 (1.56)	BJP	59 (5.74)	109 (10.6)
94	BSP	324 (44.63)	INC	304 (41.87)	20 (2.76)	INLD	46 (6.34)	52 (7.16)
95	INC	256 (41.69)	BSP	234 (38.11)	22 (3.58)	BJP	49 (7.98)	75 (12.21)
96	BSP	429 (45.59)	INC	367 (39)	62 (6.59)	INLD	76 (8.08)	69 (7.33)
97	BJP	434 (64.3)	INC	149 (22.07)	285 (42.23)	BSP	64 (9.48)	28 (4.15)
98	BJP	578 (72.34)	INC	120 (15.02)	458 (57.32)	BSP	54 (6.76)	47 (5.88)
99	BJP	394 (58.46)	INC	145 (21.51)	249 (36.95)	BSP	89 (13.2)	46 (6.82)
100	BJP	445 (67.02)	INC	124 (18.67)	321 (48.35)	BSP	62 (9.34)	33 (4.97)
101	BJP	447 (74.87)	INC	102 (17.09)	345 (57.78)	BSP	20 (3.35)	28 (4.69)
102	BJP	434 (72.45)	INC	90 (15.03)	344 (57.42)	BSP	41 (6.84)	34 (5.68)
103	BJP	462 (52.68)	INC	201 (22.92)	261 (29.76)	BSP	176 (20.07)	38 (4.33)
104	BJP	402 (46.1)	INC	227 (26.03)	175 (20.07)	BSP	192 (22.02)	51 (5.85)
105	BJP	371 (53.61)	INC	186 (26.88)	185 (26.73)	BSP	102 (14.74)	33 (4.77)

Contd....

DISCLAIMER

The Terms of Use and Disclaimer of Datanet India Private Limited (hereinafter referred to as "Datanet") for use of this analysis report of **Badkhal Assembly Constituency (Badkhal Vidhan Sabha) :-**

1. **Assembly Factbook™** is a Registered Trade Mark owned by Datanet.
2. All the maps are sketched and graphical representation only and have not been drawn to the scale and also not to represent the actual geographical area or boundary of the unit.
3. The data for the aforesaid analysis is based on authentic sources and has been culled from the various publications of Census, CSO and NSSO for district and block level data, various central and state government departments, Central & State Elections Commissions and the concerned Returning Officers' releases, Electoral Rolls, Election results and allied publications, internal assessment, surveys, estimates and analysis. Therefore, certain adjustment of data at micro level may have been done to arrive closer to the macro data.
4. Data have been provided on an "As Is" and "As AVAILABLE" basis
5. The colours shown in the maps or diagram and charts of a particular party, alliance or AC are indicative and do not represent them.
6. This publication which includes maps, sheets, graphs and data would be the property under copyright of Datanet only. The user may use these for its internal study, analysis and research purposes. It's public display, re-selling or any commercial uses by the user are not allowed.
7. Datanet has taken due care and caution in compilation and processing of data and allied information, but does not guarantee the accuracy, adequacy or completeness of any information/analysis and will be not responsible for any errors or omissions or for the results obtained from the use of such information/analysis.
8. All the contents for the publication have been culled from various authentic sources and Datanet reasonably believes such sources to be reliable, but does not make any representations, express or implied as to the accuracy or fitness of use of such information. The information or contents of the information/analysis do not constitute advice and should not be relied upon in making (or refraining from making) any decision. Any reliance placed upon the information provided by Datanet is the sole responsibility and strictly at the user's risk.
9. In no event will Datanet be liable for any damages (including, without limitation, damages for loss of business projects, or loss of profits) arising in contract, tort or otherwise from the use of or inability to use any of its contents, or from any action taken (or refrained from being taken) as a result of using the analysis or any of its contents. Datanet its directors, owners, editors, officials, employees, distributor and agents or any associate will not be liable for any errors in the information contained or any consequences arising from the use of the contents of the provided information/analysis.
10. If any provision of these terms and conditions is held invalid or illegal or unenforceable for any reason by any court of competent jurisdiction, such provision shall be severed and the remainder of provisions of the terms and conditions shall continue in full force and effect as if the Term of Use had been executed with the invalid, illegal or unenforceable provision eliminated.
11. If there are any discrepancies in the information provided, please bring it to attention of Datanet for suitable rectification measures.

**Buy Online This Complete Book At
Datanet India eBooks Store**

www.indiastatpublications.com

or go directly at

[http://www.indiastatpublications.com/
Assembly_factbook/Haryana/Faridabad/ Badkhal](http://www.indiastatpublications.com/Assembly_factbook/Haryana/Faridabad/Badkhal)

 **india**stat**elections**

ISBN : 978-93-5293-472-0



9 789352 934720