



Haryana

Assembly Factbook™

Ballabhgarh Assembly Constituency



Key Electoral Data of Ballabhgarh
Assembly Constituency (Vidhan Sabha)

Haryana
Assembly FactbookTM
Ballabhgarh Assembly Constituency



Ballabhgarh Vidhan Sabha

Editor & Director

Dr. R.K. Thukral

Research Editor

Dr. Shafeeq Rahman

Compiled, Researched and Published by Datanet India Pvt. Ltd.

D-100, 1st Floor,

Okhla Industrial Area, Phase-I,
New Delhi- 110020.

Ph.: 91-11- 43580781-84

Email : support@indiastatpublications.com

Website : www.indiastatelections.com

Online Book Store :

www.indiastatpublications.com

Report No. : AFB/HR-88-0125

ISBN : 978-93-5293-476-8

First Edition : January, 2018

Eighth Updated Edition : January, 2025

Price : Rs. 11500/-

US\$ 310

© Datanet India Pvt. Ltd.

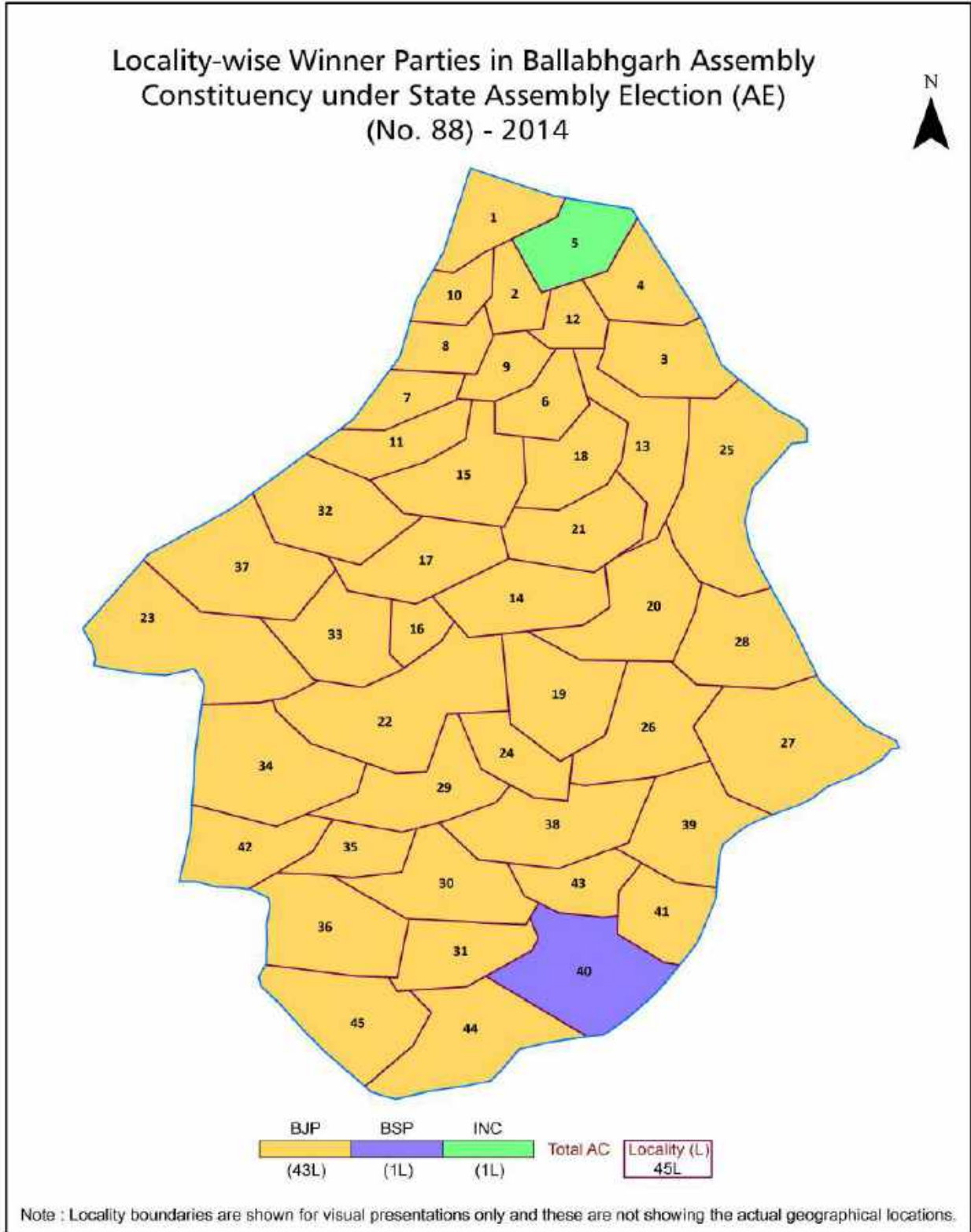
All rights reserved. No part of this book may be reproduced, stored in a retrieval system or transmitted in any form or by any means, mechanical photocopying, photographing, scanning, recording or otherwise without the prior written permission of the publisher. Please refer to Disclaimer at page no. 160 for the use of this publication.

Printed in India

Contents

No.	Particulars	Page No.
	Introduction	
1	Assembly Constituency - (Vidhan Sabha) at a Glance Features of Assembly as per Delimitation Commission of India (2008)	1-2
	Location and Political Maps	
2	Location Map Boundaries of Assembly Constituency - (Vidhan Sabha) in District Boundaries of Assembly Constituency under Parliamentary Constituency - (Lok Sabha) Locality-wise Winner Parties- 2024-PE, 2024-AE, 2019-PE, 2019-AE, 2014-PE, 2014-AE, 2009-PE and 2009-AE	3-11
	Administrative Setup (2011)	
3	District Sub-district Towns Villages Inhabited Villages Uninhabited Villages Village Panchayat Intermediate Panchayat	12
	Demographics (2011)	
4	Population Households Rural/Urban Population Sex Ratio (Total & 0-6 Years) Religious Population Social Population Literacy Rate	13
	Electoral Features	
5	Important Dates of Last Elections Held Electors by Gender Service Electors Voters Voters Turnout Polling Stations & Average Number of Electors per Polling Station Electors by Age Group Present Elected Representatives	14-19
	Historical Summary Election Results	
6	Vote Share of Major Parties Winning Margin (Number & Percentage Polarity of Parties Summary Result of Assembly Segment of Parliamentary Elections 2024, 2019, 2014, 2009, 2004 and 1999 Summary Result of Assembly Elections 2024, 2019, 2014, 2009, 2005, 2000, 1996, 1991, 1987, 1982, 1977, 1972, 1968 and 1967	20-42
	Polling Station Level Election Results	
7	Name and Number of Polling Station 2024-PE, 2024-AE, 2019-PE, 2019-AE, 2014-PE, 2014-AE, 2009-PE and 2009-AE Polling Station-wise Electors, Voters & Voters Turnout 2024-PE, 2024-AE, 2019-PE, 2019-AE, 2014-PE, 2014-AE, 2009-PE and 2009-AE Polling Station wise Elections Results 2024-PE, 2024-AE, 2019-PE, 2019-AE, 2014-PE, 2014-AE, 2009-PE and 2009-AE	43-152
	Share of Assembly Constituency	
8	Share of Assembly Constituency - (Vidhan Sabha) in State, District and Parliamentary Constituency - (Lok Sabha)	153
9	Abbreviation & Sources	156-158
10	Disclaimer	160

Location & Political Map

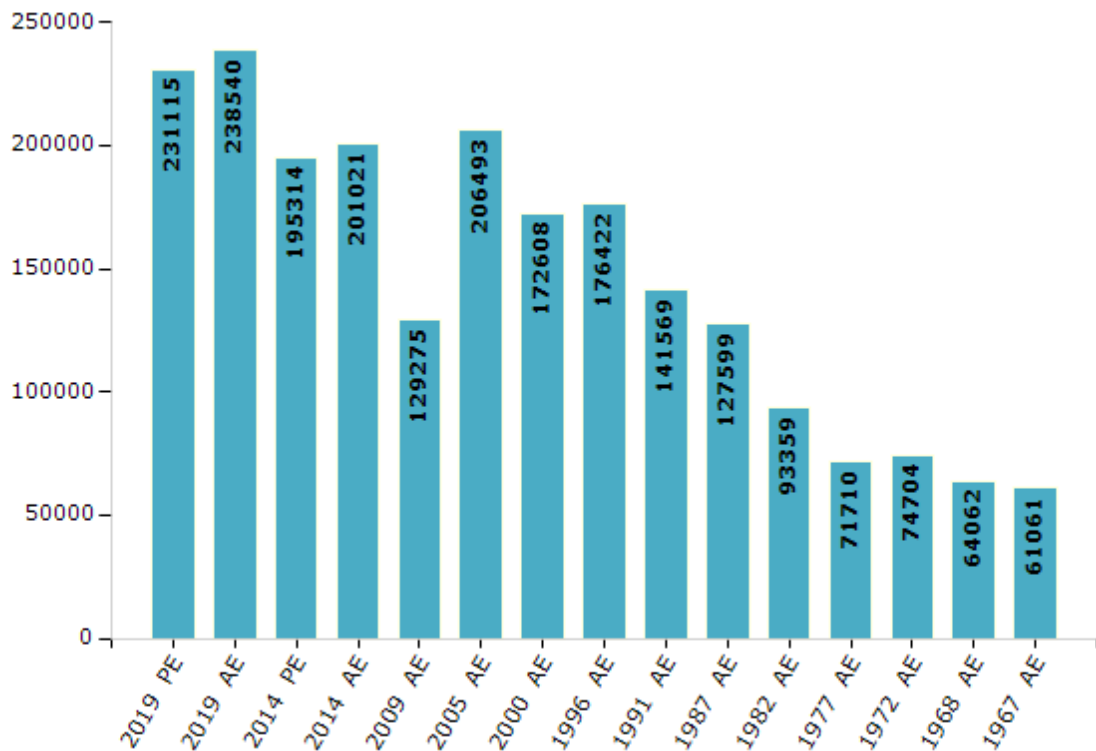


Electoral Features

Electors by Male & Female

Year	Male	Female	Others	Total	Year	Male	Female	Others	Total
2019 PE	130298	100814	3	231115	1999 PE	-	-	-	-
2019 AE	133922	104616	2	238540	1996 AE	95227	81195	-	176422
2014 PE	111482	83832	0	195314	1991 AE	78291	63278	-	141569
2014 AE	114430	86591	0	201021	1987 AE	70935	56664	-	127599
2009 PE	-	-	-	-	1982 AE	51491	41868	-	93359
2009 AE	75551	53724	-	129275	1977 AE	38610	33100	-	71710
2005 AE	115555	90938	-	206493	1972 AE	39919	34785	-	74704
2004 PE	-	-	-	-	1968 AE	34326	29736	-	64062
2000 AE	97951	74657	-	172608	1967 AE	-	-	-	61061

Number of Electors



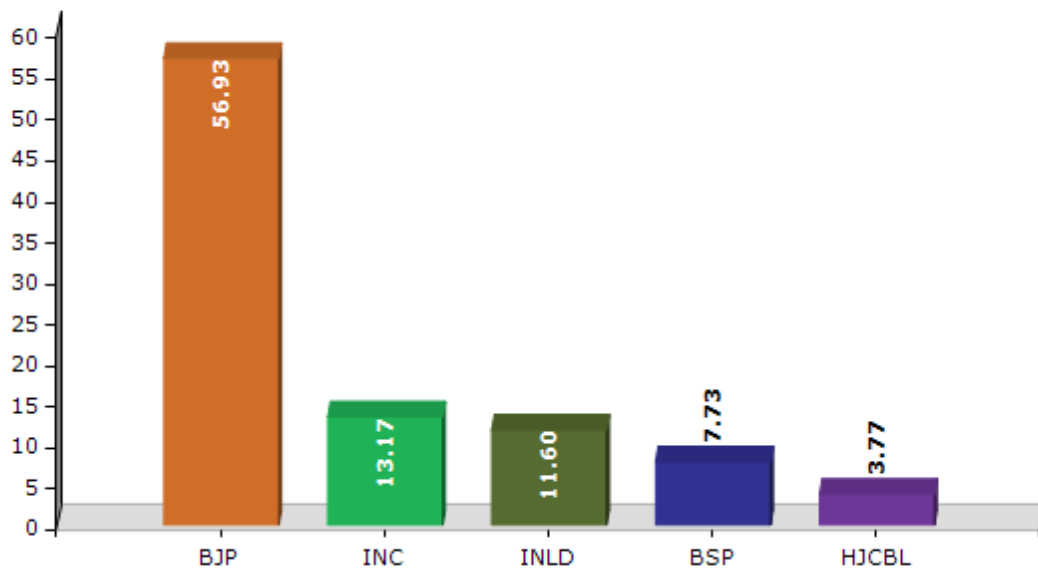
Note : AE : Assembly Election, PE : Assembly Segment of Parliamentary Election

Historical Summary Election Results

Summary Result of Assembly Election - 2014

Candidate Name	Party	Votes	Votes %
Mool Chand Sharma	BJP	69074	56.93
Lakhan Kumar Singla	INC	15976	13.17
Lalit Kumar Bansal	INLD	14072	11.6
Dhirender Singh	BSP	9378	7.73
Ompal	HJCBL	4570	3.77
Dharveer Khatana	IND	3281	2.7
Ved Prakash Yadav	HaLP	1897	1.56
Imran Khan	SP	659	0.54
Lala Mool Chand Aggarwal	IND	589	0.49
Sudha Sharma	IND	349	0.29
Rajesh	IND	247	0.2
Sanjay Sharma	AVIRP	154	0.13
Radha Raman Mishra	NAJC	137	0.11
	NOTA	942	0.78

Votes Percentage of Top Parties - 2014



Polling Station Level Election Results

Number and Name of Polling Stations (PS) (2019 AE)

Number of Polling Stations	Name of Polling Stations	Number of Polling Stations	Name of Polling Stations
1	Govt. Primary School New Janta Colony, Nit Faridabad	22	Tagore Academy School Sector -3, Ballabgarh
2	Govt. Primary School New Janta Colony, Nit Faridabad	23	Tagore Academy School Sector -3, Ballabgarh
3	Govt. Primary School New Janta Colony, Nit Faridabad	24	Tagore Academy School Sector -3, Ballabgarh
4	Govt. Primary School New Janta Colony, Nit Faridabad	25	Tagore Academy School Sector -3, Ballabgarh
5	Community Centre, Mujjesar	26	Govt. Girls Mahatma Gandhi Middle School Sector-3, Ballabgarh
6	Community Centre, Mujjesar	27	Govt. Girls Mahatma Gandhi Middle School Sector-3, Ballabgarh
7	Community Centre, Mujjesar	28	Govt. Girls Mahatma Gandhi Middle School Sector-3, Ballabgarh
8	Aggarwal Sr. Sec. School, Sector-3 Ballabgarh	28A	Govt. Girls Mahatma Gandhi Middle School Sector-3, Ballabgarh
9	Aggarwal Sr. Sec. School, Sector-3 Ballabgarh	29	Govt. Girls Mahatma Gandhi Middle School Sector-3, Ballabgarh
10	Aggarwal Sr. Sec. School, Sector-3 Ballabgarh	30	Govt. Primary School Main Market Mujesar, Ballabgarh
11	Aggarwal Sr. Sec. School, Sector-3 Ballabgarh	31	Govt. Primary School Main Market Mujesar, Ballabgarh
12	Aggarwal Sr. Sec. School, Sector-3 Ballabgarh	32	Chandrika Prasad Community Centre Azad Nagar,Mujesar Sector 24, Ballabgarh
13	Community Centre Sector-3, Ballabgarh	33	Chandrika Prasad Community Centre Azad Nagar,Mujesar Sector 24, Ballabgarh
14	Community Centre Sector-3, Ballabgarh	34	Govt. Sr. Sec. School, Mujesar
15	Takshila Modle Sr. Sec. School, Sector-3, Ballabgarh	35	Govt. Sr. Sec. School, Mujesar
16	Takshila Modle Sr. Sec. School, Sector-3, Ballabgarh	36	Govt. Sr. Sec. School, Mujesar
17	Takshila Modle Sr. Sec. School, Sector-3, Ballabgarh	37	Govt. Sr. Sec. School, Mujesar
18	Takshila Modle Sr. Sec. School, Sector-3, Ballabgarh	38	Govt. Sr. Sec. School, Mujesar
19	Tagore Academy School Sector -3, Ballabgarh	39	Sarv Siksha Abhiyan Bhawan High School Mujesar
20	Tagore Academy School Sector -3, Ballabgarh	40	Sarv Siksha Abhiyan Bhawan High School Mujesar
21	Tagore Academy School Sector -3, Ballabgarh	41	Govt. High School, Press Colony, Faridabad N.I.T.

Contd....

Polling Station Level Election Results

Polling Station-wise Votes Secured by Overall Top Five Parties in Ballabgarh Assembly in Assembly Election (AE) under Faridabad Parliamentary Constituency in Haryana (2019)

No. of Polling Station	Winner - Mool Chand Sharma (BJP)	Runner-up - Anand Kaushik (INC)	3rd - Deepak Choudhary (IND)	4th - Arun Visala (BSP)	5th - Hariender Kumar (AAP)	NOTA	Other	Total Votes Secured
35	161	98	0	7	4	2	128	400
36	219	98	13	11	4	5	159	509
37	249	90	6	6	0	4	345	700
38	202	79	12	8	7	5	102	415
39	297	175	12	23	8	11	240	766
40	264	103	12	10	7	5	235	636
41	396	157	26	22	3	11	10	625
42	461	144	49	38	8	5	7	712
43	323	143	18	18	11	7	4	524
44	329	233	27	20	10	14	8	641
45	316	190	30	11	12	8	3	570
46	142	171	11	20	2	4	2	352
47	111	46	7	5	2	2	0	173
48	383	206	53	18	2	10	4	676
49	217	196	32	82	10	5	34	576
50	217	202	23	80	14	7	40	583
51	549	95	182	4	11	10	9	860
52	325	87	129	8	8	6	7	570
53	402	132	156	10	14	8	14	736
54	303	43	133	1	5	8	8	501
55	329	87	136	1	6	8	10	577
56	355	183	22	1	12	8	2	583
57	310	156	12	1	7	14	1	501
58	267	246	19	0	7	12	2	553
59	261	180	10	2	6	11	4	474
60	358	141	9	8	11	7	8	542
61	205	117	7	5	4	9	4	351
62	280	116	6	5	10	10	4	431
63	368	145	23	9	12	8	4	569
64	259	110	9	7	4	11	5	405
65	304	136	6	2	11	12	8	479
66	187	93	10	3	4	4	6	307
67	307	135	6	8	13	13	8	490
68	396	145	8	4	8	5	6	572
69	402	226	26	38	6	12	9	719

Contd....

Polling Station Level Election Results

Winner, Runner-up and 3rd Party Position & Winning Margin According to Polling Stations in Ballabgarh Assembly in Assembly Election (AE) under Faridabad Parliamentary Constituency in Haryana (2019)

Polling Station Number	Winner Party	Winner Votes (%)	Runner-up Party	Runner-up Votes (%)	Winning Margin Votes (%)	Third Party	Third Party Votes (%)	Other Votes (%)
70	BJP	254 (50.9)	INC	164 (32.87)	90 (18.03)	BSP	36 (7.21)	45 (9.02)
71	BJP	336 (48.91)	INC	258 (37.55)	78 (11.36)	BSP	29 (4.22)	64 (9.32)
72	BJP	244 (49.9)	INC	176 (35.99)	68 (13.91)	BSP	23 (4.7)	46 (9.41)
73	BJP	351 (60.52)	IND (DC)	128 (22.07)	223 (38.45)	INC	72 (12.41)	29 (5)
74	BJP	258 (60)	IND (DC)	107 (24.88)	151 (35.12)	INC	44 (10.23)	21 (4.88)
75	BJP	329 (62.19)	IND (DC)	98 (18.53)	231 (43.66)	INC	78 (14.74)	24 (4.54)
76	BJP	403 (59.62)	IND (DC)	136 (20.12)	267 (39.5)	INC	111 (16.42)	26 (3.85)
77	BJP	302 (49.83)	IND (DC)	187 (30.86)	115 (18.97)	INC	77 (12.71)	40 (6.6)
78	BJP	223 (45.88)	IND (DC)	174 (35.8)	49 (10.08)	INC	60 (12.35)	29 (5.97)
79	BJP	329 (44.58)	IND (DC)	266 (36.04)	63 (8.54)	INC	107 (14.5)	36 (4.88)
80	BJP	313 (49.53)	IND (DC)	197 (31.17)	116 (18.36)	INC	92 (14.56)	30 (4.75)
81	BJP	243 (47.74)	IND (DC)	145 (28.49)	98 (19.25)	INC	81 (15.91)	40 (7.86)
82	BJP	303 (50.67)	IND (DC)	189 (31.61)	114 (19.06)	INC	75 (12.54)	31 (5.18)
83	BJP	324 (54.36)	IND (DC)	174 (29.19)	150 (25.17)	INC	65 (10.91)	33 (5.54)
84	BJP	353 (56.48)	IND (DC)	183 (29.28)	170 (27.2)	INC	58 (9.28)	31 (4.96)
85	BJP	436 (57.07)	IND (DC)	240 (31.41)	196 (25.66)	INC	64 (8.38)	24 (3.14)
86	BJP	431 (59.78)	IND (DC)	212 (29.4)	219 (30.38)	INC	59 (8.18)	19 (2.64)
87	BJP	288 (46.3)	IND (DC)	223 (35.85)	65 (10.45)	INC	73 (11.74)	38 (6.11)
88	IND (DC)	290 (40.5)	BJP	279 (38.97)	11 (1.53)	INC	86 (12.01)	61 (8.52)
89	IND (DC)	317 (38.33)	BJP	297 (35.91)	20 (2.42)	INC	108 (13.06)	105 (12.7)
90	BJP	120 (36.36)	IND (DC)	112 (33.94)	8 (2.42)	INC	42 (12.73)	56 (16.97)
90A	IND (DC)	114 (39.04)	BJP	87 (29.79)	27 (9.25)	INC	56 (19.18)	35 (11.99)
91	IND (DC)	247 (47.32)	BJP	183 (35.06)	64 (12.26)	INC	55 (10.54)	37 (7.09)
92	BJP	322 (57.09)	IND (DC)	135 (23.94)	187 (33.15)	INC	79 (14.01)	28 (4.96)
93	BJP	288 (58.42)	IND (DC)	116 (23.53)	172 (34.89)	INC	60 (12.17)	29 (5.88)
94	BJP	357 (52.04)	IND (DC)	183 (26.68)	174 (25.36)	INC	91 (13.27)	55 (8.02)
95	BJP	297 (47.67)	IND (DC)	172 (27.61)	125 (20.06)	INC	112 (17.98)	42 (6.74)
96	BJP	341 (56.83)	IND (DC)	128 (21.33)	213 (35.5)	INC	86 (14.33)	45 (7.5)
97	BJP	361 (59.67)	IND (DC)	116 (19.17)	245 (40.5)	INC	71 (11.74)	57 (9.42)
98	BJP	325 (56.92)	IND (DC)	160 (28.02)	165 (28.9)	INC	54 (9.46)	32 (5.6)
99	BJP	298 (60.2)	IND (DC)	105 (21.21)	193 (38.99)	INC	65 (13.13)	27 (5.45)
100	BJP	285 (66.59)	IND (DC)	59 (13.79)	226 (52.8)	INC	57 (13.32)	27 (6.31)
101	BJP	260 (62.5)	IND (DC)	87 (20.91)	173 (41.59)	INC	45 (10.82)	24 (5.77)
102	BJP	291 (60)	IND (DC)	102 (21.03)	189 (38.97)	INC	56 (11.55)	36 (7.42)
103	BJP	493 (58.76)	IND (DC)	274 (32.66)	219 (26.1)	INC	51 (6.08)	21 (2.5)

Contd....

DISCLAIMER

The Terms of Use and Disclaimer of Datanet India Private Limited (hereinafter referred to as "Datanet") for use of this analysis report of **Ballabgarh Assembly Constituency (Ballabgarh Vidhan Sabha)** :-

1. **Assembly Factbook™** is a Registered Trade Mark owned by Datanet.
2. All the maps are sketched and graphical representation only and have not been drawn to the scale and also not to represent the actual geographical area or boundary of the unit.
3. The data for the aforesaid analysis is based on authentic sources and has been culled from the various publications of Census, CSO and NSSO for district and block level data, various central and state government departments, Central & State Elections Commissions and the concerned Returning Officers' releases, Electoral Rolls, Election results and allied publications, internal assessment, surveys, estimates and analysis. Therefore, certain adjustment of data at micro level may have been done to arrive closer to the macro data.
4. Data have been provided on an "As Is" and "As AVAILABLE" basis
5. The colours shown in the maps or diagram and charts of a particular party, alliance or AC are indicative and do not represent them.
6. This publication which includes maps, sheets, graphs and data would be the property under copyright of Datanet only. The user may use these for its internal study, analysis and research purposes. It's public display, re-selling or any commercial uses by the user are not allowed.
7. Datanet has taken due care and caution in compilation and processing of data and allied information, but does not guarantee the accuracy, adequacy or completeness of any information/analysis and will be not responsible for any errors or omissions or for the results obtained from the use of such information/analysis.
8. All the contents for the publication have been culled from various authentic sources and Datanet reasonably believes such sources to be reliable, but does not make any representations, express or implied as to the accuracy or fitness of use of such information. The information or contents of the information/analysis do not constitute advice and should not be relied upon in making (or refraining from making) any decision. Any reliance placed upon the information provided by Datanet is the sole responsibility and strictly at the user's risk.
9. In no event will Datanet be liable for any damages (including, without limitation, damages for loss of business projects, or loss of profits) arising in contract, tort or otherwise from the use of or inability to use any of its contents, or from any action taken (or refrained from being taken) as a result of using the analysis or any of its contents. Datanet its directors, owners, editors, officials, employees, distributor and agents or any associate will not be liable for any errors in the information contained or any consequences arising from the use of the contents of the provided information/analysis.
10. If any provision of these terms and conditions is held invalid or illegal or unenforceable for any reason by any court of competent jurisdiction, such provision shall be severed and the remainder of provisions of the terms and conditions shall continue in full force and effect as if the Term of Use had been executed with the invalid, illegal or unenforceable provision eliminated.
11. If there are any discrepancies in the information provided, please bring it to attention of Datanet for suitable rectification measures.

**Buy Online This Complete Book At
Datanet India eBooks Store**

www.indiastatpublications.com

or go directly at

[http://www.indiastatpublications.com/
Assembly_factbook/Haryana/Faridabad/ Ballabgarh](http://www.indiastatpublications.com/Assembly_factbook/Haryana/Faridabad/Ballabgarh)

 **india**stat**elections**

ISBN : 978-93-5293-476-8



9 789352 934768