



Haryana

# Assembly Factbook™

Faridabad Assembly Constituency



Key Electoral Data of Faridabad  
Assembly Constituency (Vidhan Sabha)

Haryana

# **Assembly Factbook™**

Faridabad Assembly Constituency



Faridabad Vidhan Sabha

## **Editor & Director**

Dr. R.K. Thukral

## **Research Editor**

Dr. Shafeeq Rahman

## **Compiled, Researched and Published by Datanet India Pvt. Ltd.**

D-100, 1st Floor,

Okhla Industrial Area, Phase-I,  
New Delhi- 110020.

Ph.: 91-11- 43580781-84

Email : support@indiastatpublications.com

Website : www.indiastatelections.com

## **Online Book Store :**

www.indiastatpublications.com

**Report No. :** AFB/HR-89-0125

**ISBN :** 978-93-5293-485-0

**First Edition :** January, 2018

**Eighth Updated Edition :** January, 2025

**Price :** Rs. 11500/-

US\$ 310

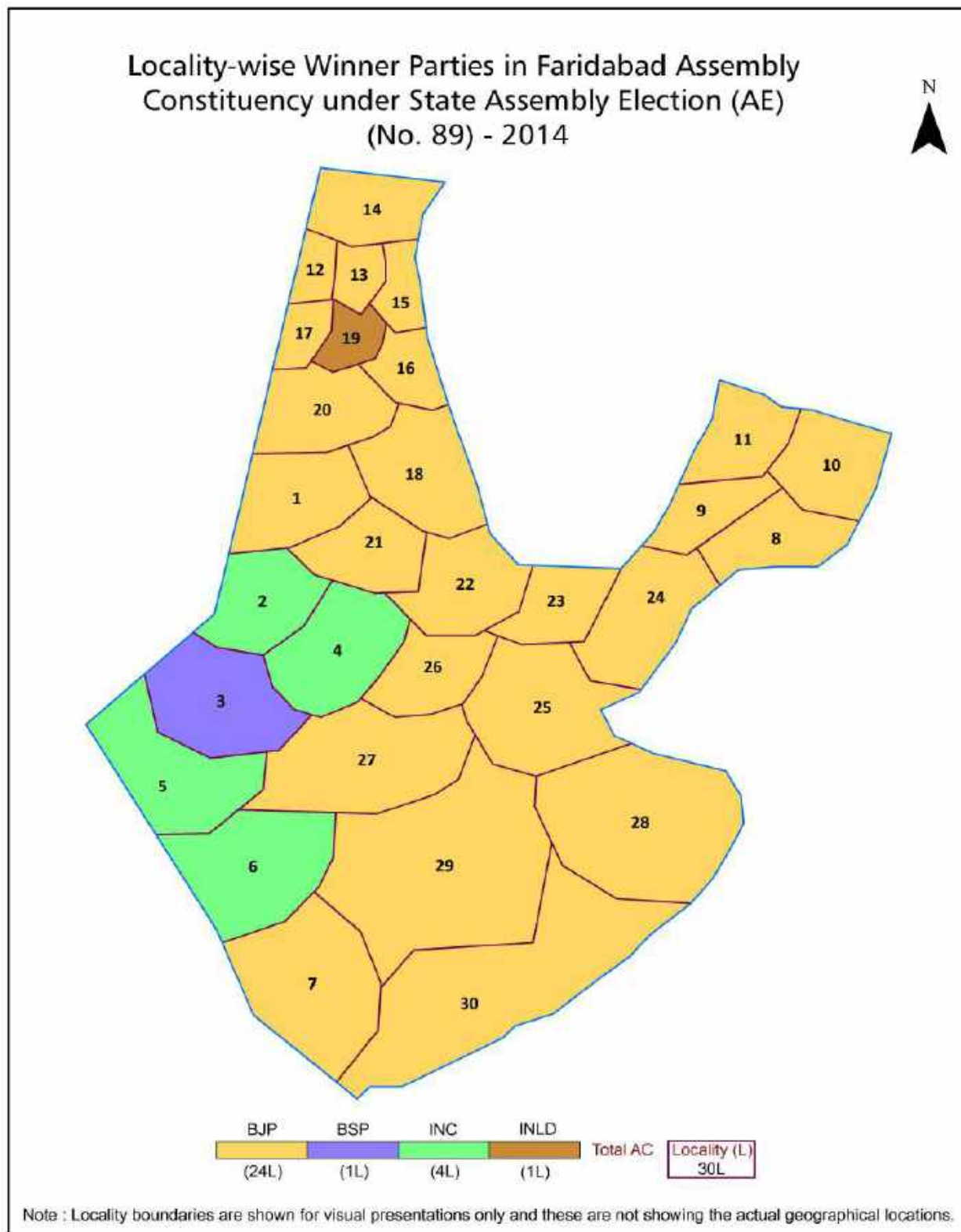
**© Datanet India Pvt. Ltd.**

All rights reserved. No part of this book may be reproduced, stored in a retrieval system or transmitted in any form or by any means, mechanical photocopying, photographing, scanning, recording or otherwise without the prior written permission of the publisher. Please refer to Disclaimer at page no. 163 for the use of this publication.

Printed in India

No.	Particulars	Page No.
	<b>Introduction</b>	
1	Assembly Constituency - (Vidhan Sabha) at a Glance   Features of Assembly as per Delimitation Commission of India (2008)	1-2
	<b>Location and Political Maps</b>	
2	Location Map   Boundaries of Assembly Constituency - (Vidhan Sabha) in District   Boundaries of Assembly Constituency under Parliamentary Constituency - (Lok Sabha)   Locality-wise Winner Parties- 2024-PE, 2024-AE, 2019-PE, 2019-AE, 2014-PE, 2014-AE, 2009-PE and 2009-AE	3-11
	<b>Administrative Setup (2011)</b>	
3	District   Sub-district   Towns   Villages   Inhabited Villages   Uninhabited Villages   Village Panchayat   Intermediate Panchayat	12
	<b>Demographics (2011)</b>	
4	Population   Households   Rural/Urban Population   Sex Ratio (Total & 0-6 Years)   Religious Population   Social Population   Literacy Rate	13
	<b>Electoral Features</b>	
5	Important Dates of Last Elections Held   Electors by Gender   Service Electors   Voters   Voters Turnout   Polling Stations & Average Number of Electors per Polling Station   Electors by Age Group   Present Elected Representatives	14-19
	<b>Historical Summary Election Results</b>	
6	Vote Share of Major Parties   Winning Margin (Number & Percentage   Polarity of Parties   Summary Result of Assembly Segment of Parliamentary Elections 2024, 2019, 2014, 2009, 2004 and 1999   Summary Result of Assembly Elections 2024, 2019, 2014, 2009, 2005, 2000, 1996, 1991, 1987, 1982, 1977, 1972, 1968 and 1967	20-42
	<b>Polling Station Level Election Results</b>	
7	Name and Number of Polling Station 2024-PE, 2024-AE, 2019-PE, 2019-AE, 2014-PE, 2014-AE, 2009-PE and 2009-AE   Polling Station-wise Electors, Voters & Voters Turnout 2024-PE, 2024-AE, 2019-PE, 2019-AE, 2014-PE, 2014-AE, 2009-PE and 2009-AE   Polling Station wise Elections Results 2024-PE, 2024-AE, 2019-PE, 2019-AE, 2014-PE, 2014-AE, 2009-PE and 2009-AE	43-155
	<b>Share of Assembly Constituency</b>	
8	Share of Assembly Constituency - (Vidhan Sabha) in State, District and Parliamentary Constituency - (Lok Sabha)	156
9	<b>Abbreviation &amp; Sources</b>	159-161
10	<b>Disclaimer</b>	163

## Location & Political Map

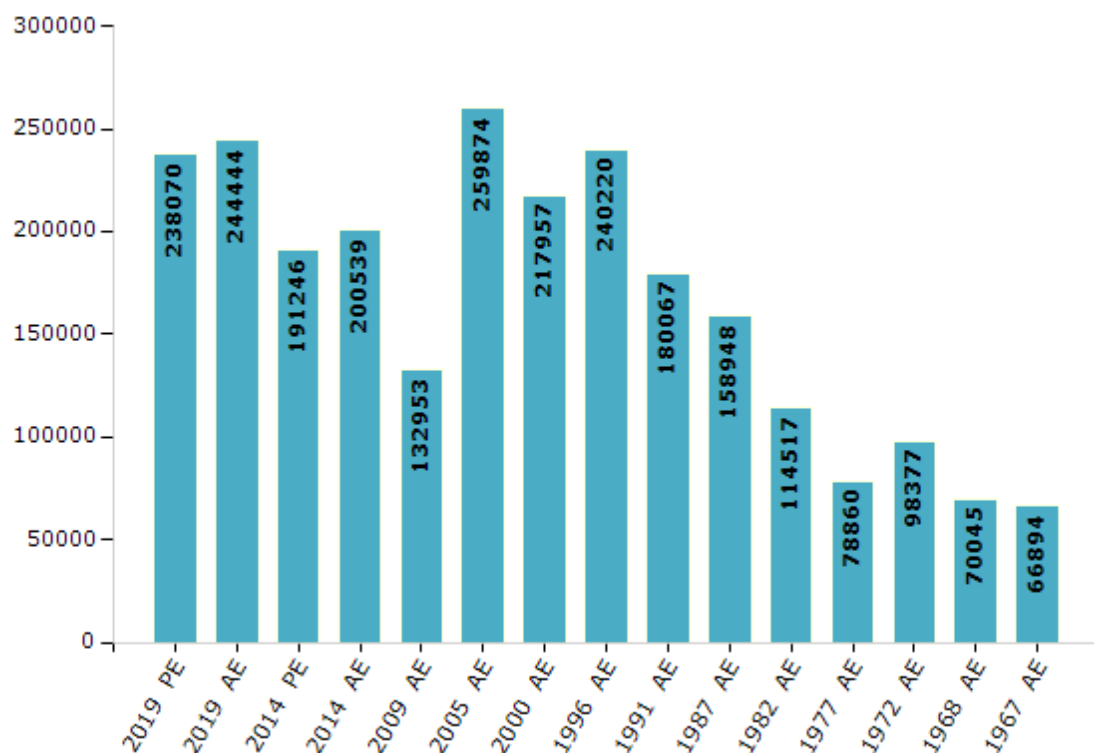


## Electoral Features

### Electors by Male & Female

Year	Male	Female	Others	Total	Year	Male	Female	Others	Total
2019 PE	129331	108731	8	238070	1999 PE	-	-	-	-
2019 AE	132505	111930	9	244444	1996 AE	129926	110294	-	240220
2014 PE	105319	85927	0	191246	1991 AE	100038	80029	-	180067
2014 AE	109917	90622	0	200539	1987 AE	89429	69519	-	158948
2009 PE	-	-	-	-	1982 AE	65841	48676	-	114517
2009 AE	74385	58568	-	132953	1977 AE	45464	33396	-	78860
2005 AE	145222	114652	-	259874	1972 AE	56530	41847	-	98377
2004 PE	-	-	-	-	1968 AE	39955	30090	-	70045
2000 AE	123351	94606	-	217957	1967 AE	-	-	-	66894

Number of Electors



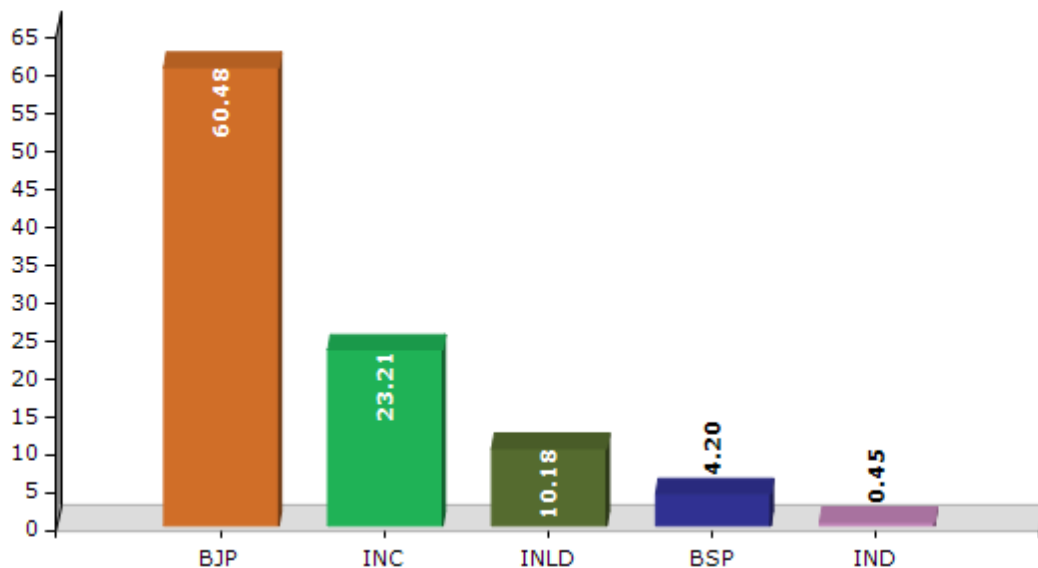
**Note :** AE : Assembly Election, PE : Assembly Segment of Parliamentary Election

## Historical Summary Election Results

### Summary Result of Assembly Election - 2014

Candidate Name	Party	Votes	Votes %
Vipul Goel	BJP	72679	60.48
Anand Kaushik	INC	27898	23.21
Parvesh Mehta	INLD	12237	10.18
Satvir Singh Chandeela	BSP	5052	4.2
Bijender Mavi	IND	546	0.45
Aas Mohammad Khan	HJCBL	262	0.22
Rakesh Kumar Miglani	IND	176	0.15
Shakeel Khan	BMUP	163	0.14
Rameshwar	HaLP	136	0.11
	NOTA	1031	0.86

Votes Percentage of Top Parties - 2014





## Polling Station Level Election Results

### Number and Name of Polling Stations (PS) (2019 AE)

Number of Polling Stations	Name of Polling Stations	Number of Polling Stations	Name of Polling Stations
1	Govt. Primary School,Sant Nagar Nit Faridabad	22	Govt. Primary School Mill Hard Indra Nagar Near Bata Nagar Railway Station, Faridabad N.I.T
2	Govt. Primary School,Sant Nagar Nit Faridabad	23	Govt. Primary School Mill Hard Indra Nagar Near Bata Nagar Railway Station, Faridabad N.I.T
3	Govt. Primary School,Sant Nagar Nit Faridabad	24	Govt.High School Indra Nagar Near Bata Nagar Railway Station, Faridabad Nit
4	Govt. Primary School,Sant Nagar Nit Faridabad	25	Govt.High School Indra Nagar Near Bata Nagar Railway Station, Faridabad Nit
5	Mahabir Public School Sant Nagar, Faridabad Nit	26	Govt.High School Indra Nagar Near Bata Nagar Railway Station, Faridabad Nit
6	Mahabir Public School Sant Nagar, Faridabad Nit	27	Govt.High School Indra Nagar Near Bata Nagar Railway Station, Faridabad Nit
7	Maharaja Sur Sain Public School, Sarpanch Colony, G.T. Road, Ajronda Faridabad	28	Y M C A Engineering College, Faridabad
8	Vishvkarma Samiti A.C. Nagar Neelam Bata Road Faridabad	29	Nalandha School Sector-7, Faridabad
9	Vishvkarma Samiti A.C. Nagar Neelam Bata Road Faridabad	30	Govt. Middle School, Budhena
10	Vishvkarma Samiti A.C. Nagar Neelam Bata Road Faridabad	31	Govt. Primary School, Bhudhaina
11	Vashya Dharmshala-23 Neelam Bata Road Faridabad	31A	Govt. Primary School, Bhudhaina
12	Baba Balak Dass Ashram A.C. Nagar	32	Govt. Middle School, Budhena
13	Community Centre Tool Bhawan Tool Gali A C Nagar	32A	Govt. Middle School, Budhena
14	Community Centre Tool Bhawan Tool Gali A C Nagar	33	Govt. Primary School, Bhudhaina
15	Old Communittee Center,Near Delight Hotel, A.C. Nagar	33A	Govt. Primary School, Bhudhaina
16	Old Communittee Center,Near Delight Hotel, A.C. Nagar	34	Sidharth High School, Nahar Paar Indira Enclave Tigaon Road Faridabad
17	Dr. Bhim Rao Ambedkar Ball Vidya Niketan, Middle School Ram Nagar	35	Sidharth High School, Nahar Paar Indira Enclave Tigaon Road Faridabad
18	Dr. Bhim Rao Ambedkar Ball Vidya Niketan, Middle School Ram Nagar	36	Sidharth High School, Nahar Paar Indira Enclave Tigaon Road Faridabad
19	Aparial Export Promotion Counsil Office Plot No. 21 Faridabad	37	Sidharth High School, Nahar Paar Indira Enclave Tigaon Road Faridabad
20	Aparial Export Promotion Counsil Office Plot No. 21 Faridabad	37A	Sidharth High School, Nahar Paar Indira Enclave Tigaon Road Faridabad
21	Aparial Export Promotion Counsil Office Plot No. 21 Faridabad	37B	Sidharth High School, Nahar Paar Indira Enclave Tigaon Road Faridabad

Contd....



## Polling Station Level Election Results

### Polling Station-wise Votes Secured by Overall Top Five Parties in Faridabad Assembly in Assembly Election (AE) under Faridabad Parliamentary Constituency in Haryana (2019)

No. of Polling Station	Winner - Narender Gupta (BJP)	Runner-up - Lakhan Kumar Singla (INC)	3rd - Kuldeep Tewatia (JNJP)	4th - Mahesh Chand Jain (BSP)	5th - Kumari Suman Lata Vashisth (AAP)	NOTA	Other	Total Votes Secured
33A	141	36	1	0	4	3	25	210
34	274	185	1	6	3	5	8	482
35	317	186	2	6	3	5	0	519
36	246	195	3	18	1	2	5	470
37	161	166	4	5	1	2	1	340
37A	321	88	1	2	7	17	8	444
37B	439	107	0	0	11	21	12	590
38	262	174	3	15	3	2	7	466
39	376	192	12	25	1	5	2	613
40	268	186	12	22	2	4	5	499
41	384	222	4	22	0	4	5	641
42	365	182	6	22	4	11	3	593
43	360	143	7	16	4	6	5	541
44	423	244	3	32	3	8	9	722
45	446	248	5	22	5	11	4	741
46	436	211	6	18	2	4	3	680
47	355	197	10	33	7	4	7	613
48	240	138	6	31	1	8	2	426
49	223	131	3	12	1	2	2	374
49A	214	106	2	11	0	2	1	336
50	236	133	4	17	3	1	4	398
50A	269	140	7	11	1	4	3	435
51	313	214	4	10	0	5	5	551
52	160	644	10	2	4	7	2	829
53	108	237	2	0	3	3	1	354
54	441	193	3	0	4	11	3	655
55	262	468	3	1	5	7	2	748
56	95	471	9	3	4	3	3	588
57	273	363	0	13	1	7	2	659
58	416	306	1	3	7	13	1	747
59	255	112	1	1	7	10	2	388
59A	232	120	3	1	2	7	1	366
60	328	157	0	0	2	9	1	497
61	410	262	2	2	2	18	0	696
62	392	154	0	2	9	10	1	568

Contd....

## Polling Station Level Election Results

**Winner, Runner-up and 3rd Party Position & Winning Margin According to Polling Stations in Faridabad Assembly in Assembly Election (AE) under Faridabad Parliamentary Constituency in Haryana (2019)**

Polling Station Number	Winner Party	Winner Votes (%)	Runner-up Party	Runner-up Votes (%)	Winning Margin Votes (%)	Third Party	Third Party Votes (%)	Other Votes (%)
63	BJP	401 (62.07)	INC	220 (34.06)	181 (28.01)	BSP	8 (1.24)	17 (2.63)
64	BJP	308 (57.14)	INC	218 (40.45)	90 (16.69)	BSP	3 (0.56)	10 (1.86)
65	BJP	264 (50.67)	INC	237 (45.49)	27 (5.18)	BSP	9 (1.73)	11 (2.11)
66	BJP	259 (51.7)	INC	226 (45.11)	33 (6.59)	AAP	6 (1.2)	10 (2)
67	BJP	409 (60.24)	INC	243 (35.79)	166 (24.45)	AAP	6 (0.88)	21 (3.09)
68	BJP	307 (58.48)	INC	198 (37.71)	109 (20.77)	BSP	7 (1.33)	13 (2.48)
69	BJP	284 (56.91)	INC	198 (39.68)	86 (17.23)	AAP	7 (1.4)	10 (2)
70	BJP	308 (62.99)	INC	157 (32.11)	151 (30.88)	BSP	6 (1.23)	18 (3.68)
71	BJP	291 (56.95)	INC	205 (40.12)	86 (16.83)	JNJP	4 (0.78)	11 (2.15)
72	BJP	197 (59.52)	INC	122 (36.86)	75 (22.66)	BSP	4 (1.21)	8 (2.42)
73	BJP	395 (57.83)	INC	276 (40.41)	119 (17.42)	AAP	5 (0.73)	7 (1.02)
74	BJP	390 (58.91)	INC	246 (37.16)	144 (21.75)	BSP	7 (1.06)	19 (2.87)
75	INC	417 (72.4)	BJP	125 (21.7)	292 (50.7)	BSP	15 (2.6)	19 (3.3)
76	INC	335 (77.37)	BJP	78 (18.01)	257 (59.36)	BSP	11 (2.54)	9 (2.08)
77	BJP	359 (58.66)	INC	230 (37.58)	129 (21.08)	JNJP	7 (1.14)	16 (2.61)
78	BJP	418 (61.93)	INC	241 (35.7)	177 (26.23)	BSP	3 (0.44)	13 (1.93)
79	BJP	303 (57.5)	INC	210 (39.85)	93 (17.65)	BSP	4 (0.76)	10 (1.9)
80	BJP	266 (54.73)	INC	197 (40.53)	69 (14.2)	BSP	8 (1.65)	15 (3.09)
81	BJP	435 (56.13)	INC	294 (37.94)	141 (18.19)	BSP	10 (1.29)	36 (4.65)
82	BJP	390 (57.61)	INC	265 (39.14)	125 (18.47)	AAP	6 (0.89)	16 (2.36)
83	BJP	388 (60.63)	INC	231 (36.09)	157 (24.54)	AAP	5 (0.78)	16 (2.5)
84	BJP	445 (60.63)	INC	258 (35.15)	187 (25.48)	BSP	10 (1.36)	21 (2.86)
85	BJP	245 (62.03)	INC	137 (34.68)	108 (27.35)	AAP	5 (1.27)	8 (2.03)
86	BJP	257 (65.23)	INC	127 (32.23)	130 (33)	JNJP	4 (1.02)	6 (1.52)
87	INC	350 (50.14)	BJP	323 (46.28)	27 (3.86)	IND (PN)	4 (0.57)	21 (3.01)
88	BJP	276 (52.57)	INC	225 (42.86)	51 (9.71)	AAP	5 (0.95)	19 (3.62)
89	INC	289 (48.9)	BJP	275 (46.53)	14 (2.37)	SWARAJ	6 (1.02)	21 (3.55)
90	INC	351 (53.02)	BJP	294 (44.41)	57 (8.61)	BSP	3 (0.45)	14 (2.11)
91	INC	348 (50.66)	BJP	320 (46.58)	28 (4.08)	AAP	9 (1.31)	10 (1.46)
92	INC	302 (52.71)	BJP	257 (44.85)	45 (7.86)	AAP	5 (0.87)	9 (1.57)
93	BJP	300 (52.82)	INC	249 (43.84)	51 (8.98)	AAP	6 (1.06)	13 (2.29)
94	INC	319 (56.36)	BJP	224 (39.58)	95 (16.78)	BSP	6 (1.06)	17 (3)
95	BJP	341 (50.97)	INC	303 (45.29)	38 (5.68)	BSP	6 (0.9)	19 (2.84)
96	BJP	342 (61.07)	INC	186 (33.21)	156 (27.86)	AAP	12 (2.14)	20 (3.57)
97	BJP	291 (62.45)	INC	149 (31.97)	142 (30.48)	AAP	9 (1.93)	17 (3.65)

Contd....

## DISCLAIMER

The Terms of Use and Disclaimer of Datanet India Private Limited (hereinafter referred to as "Datanet") for use of this analysis report of **Faridabad Assembly Constituency (Faridabad Vidhan Sabha)** :-

1. **Assembly Factbook™** is a Registered Trade Mark owned by Datanet.
2. All the maps are sketched and graphical representation only and have not been drawn to the scale and also not to represent the actual geographical area or boundary of the unit.
3. The data for the aforesaid analysis is based on authentic sources and has been culled from the various publications of Census, CSO and NSSO for district and block level data, various central and state government departments, Central & State Elections Commissions and the concerned Returning Officers' releases, Electoral Rolls, Election results and allied publications, internal assessment, surveys, estimates and analysis. Therefore, certain adjustment of data at micro level may have been done to arrive closer to the macro data.
4. Data have been provided on an "As Is" and "As AVAILABLE" basis
5. The colours shown in the maps or diagram and charts of a particular party, alliance or AC are indicative and do not represent them.
6. This publication which includes maps, sheets, graphs and data would be the property under copyright of Datanet only. The user may use these for its internal study, analysis and research purposes. It's public display, re-selling or any commercial uses by the user are not allowed.
7. Datanet has taken due care and caution in compilation and processing of data and allied information, but does not guarantee the accuracy, adequacy or completeness of any information/analysis and will be not responsible for any errors or omissions or for the results obtained from the use of such information/analysis.
8. All the contents for the publication have been culled from various authentic sources and Datanet reasonably believes such sources to be reliable, but does not make any representations, express or implied as to the accuracy or fitness of use of such information. The information or contents of the information/analysis do not constitute advice and should not be relied upon in making (or refraining from making) any decision. Any reliance placed upon the information provided by Datanet is the sole responsibility and strictly at the user's risk.
9. In no event will Datanet be liable for any damages (including, without limitation, damages for loss of business projects, or loss of profits) arising in contract, tort or otherwise from the use of or inability to use any of its contents, or from any action taken (or refrained from being taken) as a result of using the analysis or any of its contents. Datanet its directors, owners, editors, officials, employees, distributor and agents or any associate will not be liable for any errors in the information contained or any consequences arising from the use of the contents of the provided information/analysis.
10. If any provision of these terms and conditions is held invalid or illegal or unenforceable for any reason by any court of competent jurisdiction, such provision shall be severed and the remainder of provisions of the terms and conditions shall continue in full force and effect as if the Term of Use had been executed with the invalid, illegal or unenforceable provision eliminated.
11. If there are any discrepancies in the information provided, please bring it to attention of Datanet for suitable rectification measures.

**Buy Online This Complete Book At  
Datanet India eBooks Store**

**[www.indiastatpublications.com](http://www.indiastatpublications.com)**

**or go directly at**

**[http://www.indiastatpublications.com/  
Assembly\\_factbook/Haryana/Faridabad/ Faridabad](http://www.indiastatpublications.com/Assembly_factbook/Haryana/Faridabad/Faridabad)**

 **indiastat**elections

ISBN : 978-93-5293-485-0



9 789352 934850