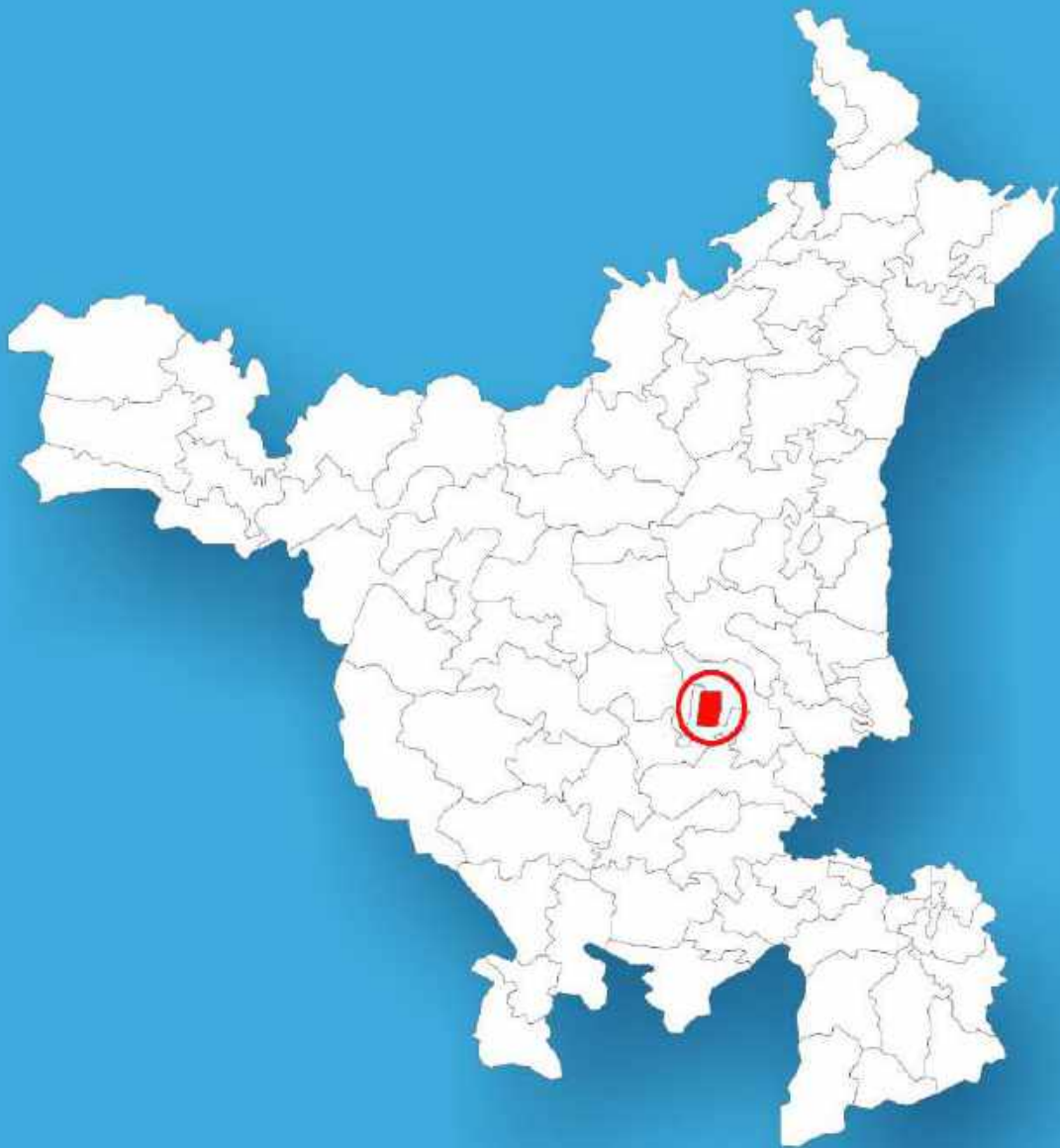




Haryana

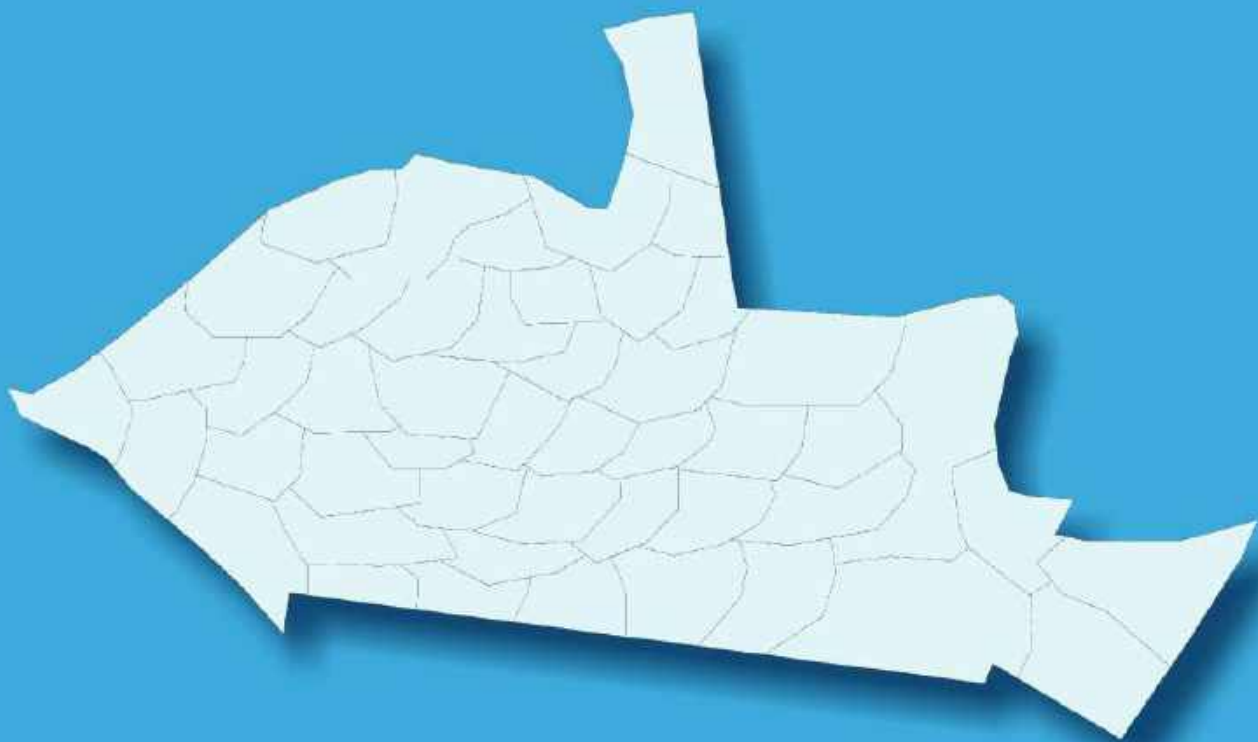
Assembly Factbook™

Rohtak Assembly Constituency



Key Electoral Data of Rohtak
Assembly Constituency (Vidhan Sabha)

Haryana
Assembly FactbookTM
Rohtak Assembly Constituency



Rohtak Vidhan Sabha

Editor & Director

Dr. R.K. Thukral

Research Editor

Dr. Shafeeq Rahman

Compiled, Researched and Published by Datanet India Pvt. Ltd.

D-100, 1st Floor,

Okhla Industrial Area, Phase-I,
New Delhi- 110020.

Ph.: 91-11- 43580781-84

Email : support@indiastatpublications.com

Website : www.indiastatelections.com

Online Book Store :

www.indiastatpublications.com

Report No. : AFB/HR-62-0125

ISBN : 978-93-5293-540-6

First Edition : January, 2018

Eighth Updated Edition : January, 2025

Price : Rs. 11500/-

US\$ 310

© Datanet India Pvt. Ltd.

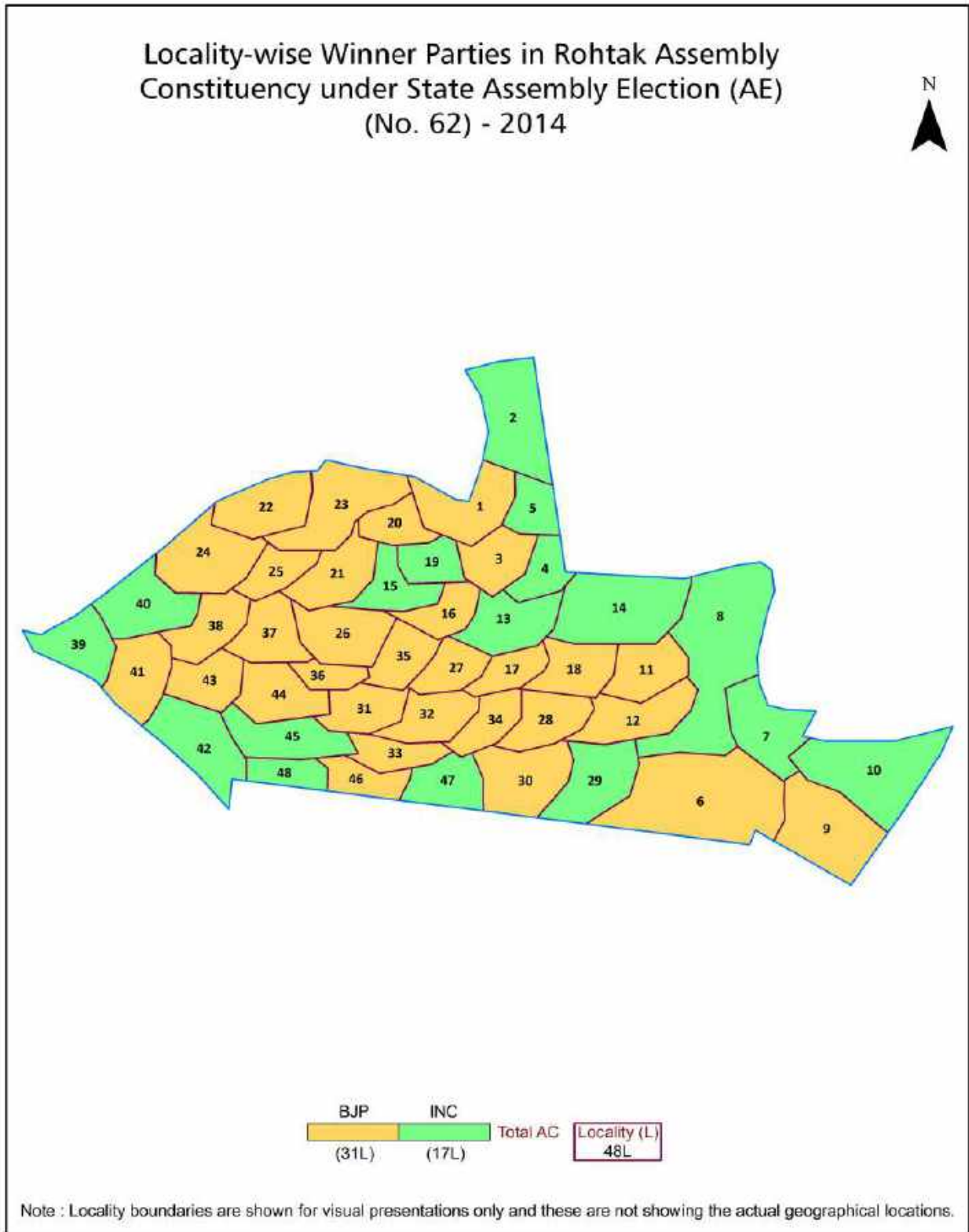
All rights reserved. No part of this book may be reproduced, stored in a retrieval system or transmitted in any form or by any means, mechanical photocopying, photographing, scanning, recording or otherwise without the prior written permission of the publisher. Please refer to Disclaimer at page no. 146 for the use of this publication.

Printed in India

Contents

No.	Particulars	Page No.
	Introduction	
1	Assembly Constituency - (Vidhan Sabha) at a Glance Features of Assembly as per Delimitation Commission of India (2008)	1-2
	Location and Political Maps	
2	Location Map Boundaries of Assembly Constituency - (Vidhan Sabha) in District Boundaries of Assembly Constituency under Parliamentary Constituency - (Lok Sabha) Locality-wise Winner Parties- 2024-PE, 2024-AE, 2019-PE, 2019-AE, 2014-PE, 2014-AE, 2009-PE and 2009-AE	3-11
	Administrative Setup (2011)	
3	District Sub-district Towns Villages Inhabited Villages Uninhabited Villages Village Panchayat Intermediate Panchayat	12
	Demographics (2011)	
4	Population Households Rural/Urban Population Sex Ratio (Total & 0-6 Years) Religious Population Social Population Literacy Rate	13
	Electoral Features	
5	Important Dates of Last Elections Held Electors by Gender Service Electors Voters Voters Turnout Polling Stations & Average Number of Electors per Polling Station Electors by Age Group Present Elected Representatives	14-19
	Historical Summary Election Results	
6	Vote Share of Major Parties Winning Margin (Number & Percentage) Polarity of Parties Summary Result of Assembly Segment of Parliamentary Elections 2024, 2019, 2014, 2009, 2004 and 1999 Summary Result of Assembly Elections 2024, 2019, 2014, 2009, 2005, 2000, 1996, 1991, 1987, 1982, 1977, 1972, 1968 and 1967	20-43
	Polling Station Level Election Results	
7	Name and Number of Polling Station 2024-PE, 2024-AE, 2019-PE, 2019-AE, 2014-PE, 2014-AE, 2009-PE and 2009-AE Polling Station-wise Electors, Voters & Voters Turnout 2024-PE, 2024-AE, 2019-PE, 2019-AE, 2014-PE, 2014-AE, 2009-PE and 2009-AE Polling Station wise Elections Results 2024-PE, 2024-AE, 2019-PE, 2019-AE, 2014-PE, 2014-AE, 2009-PE and 2009-AE	44-138
	Share of Assembly Constituency	
8	Share of Assembly Constituency - (Vidhan Sabha) in State, District and Parliamentary Constituency - (Lok Sabha)	139
9	Abbreviation & Sources	142-144
10	Disclaimer	146

Location & Political Map

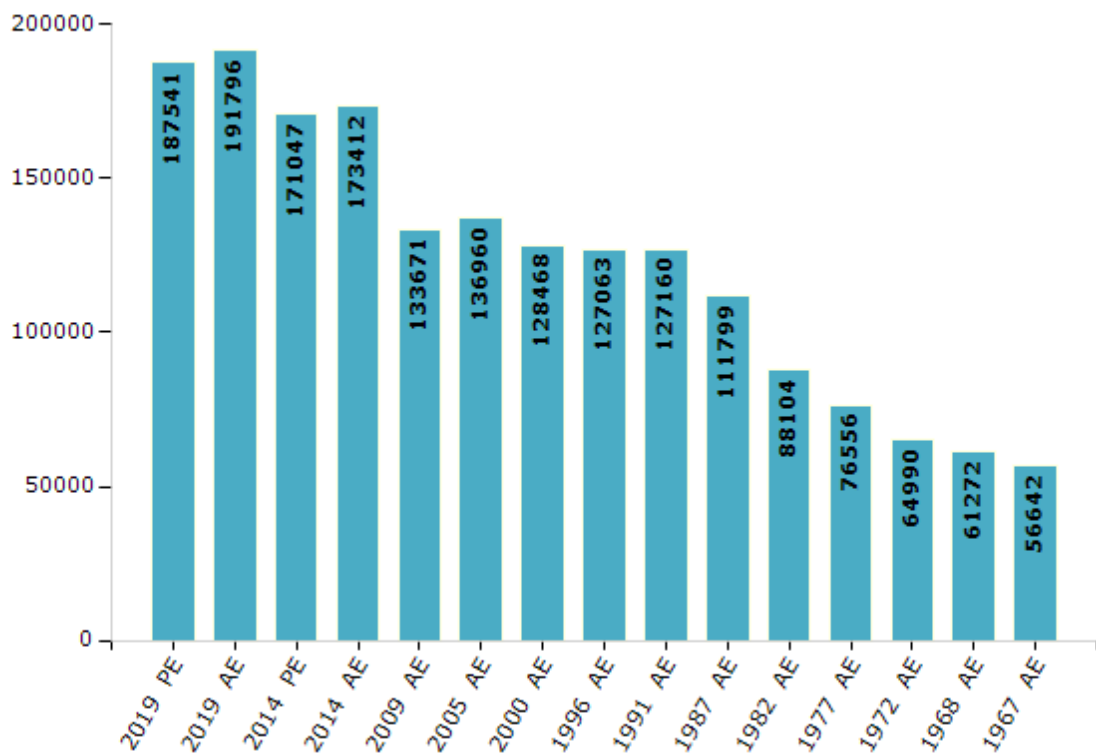


Electoral Features

Electors by Male & Female

Year	Male	Female	Others	Total	Year	Male	Female	Others	Total
2019 PE	97801	89739	1	187541	1999 PE	-	-	-	-
2019 AE	99746	92050	0	191796	1996 AE	67866	59197	-	127063
2014 PE	89644	81403	0	171047	1991 AE	68707	58453	-	127160
2014 AE	90505	82907	0	173412	1987 AE	59058	52741	-	111799
2009 PE	-	-	-	-	1982 AE	47591	40513	-	88104
2009 AE	71063	62608	-	133671	1977 AE	41229	35327	-	76556
2005 AE	72941	64019	-	136960	1972 AE	34958	30032	-	64990
2004 PE	-	-	-	-	1968 AE	32824	28448	-	61272
2000 AE	68875	59593	-	128468	1967 AE	-	-	-	56642

Number of Electors



Note : AE : Assembly Election, PE : Assembly Segment of Parliamentary Election

Historical Summary Election Results

Summary Result of Assembly Election - 2014

Candidate Name	Party	Votes	Votes %
Manish Kumar Grover	BJP	57718	50.57
Bharat Bhushan Batra	INC	46586	40.82
Raj Kumar Sharma	INLD	3954	3.46
Surajmal Rose	IND	2287	2
Dr. Karan Vir Chamar	BSP	1346	1.18
Sushil Saini	HJCBL	307	0.27
Harish Kumar Saini	SUCI	207	0.18
Rakesh Kumar	IND	193	0.17
Manish	IND	183	0.16
Anil Malik	IND	103	0.09
Ram Naryan Singh	IND	91	0.08
Sanjay Kundu	IND	88	0.08
Pawan Kumar	IND	80	0.07
Nitin Bansal Advocate	SMBHP	79	0.07
Neeraj Kumar Jangra	IND	77	0.07
Sat Narain	IND	68	0.06
Mukesh Soni	RPP(LB)	49	0.04
Anil	IND	33	0.03
	NOTA	686	0.6

Polling Station Level Election Results

Number and Name of Polling Stations (PS) (2019 AE)

Number of Polling Stations	Name of Polling Stations	Number of Polling Stations	Name of Polling Stations
1	Upkar Public School Gohana Road Rohtak East Wing	21	Upkar High School Gohana Road Hanuman Colony, Rohtak
2	Upkar Public School Gohana Road Rohtak East Wing	22	Govt. Model I. E. D. School Sector 14 Rohtak
3	Upkar Public School Gohana Road Rohtak East Wing	23	Govt. Model I. E. D. School Sector 14 Rohtak
4	Jattan Dharmshala Pada Mohalla, Rohtak	24	Chhotu Ram Polytechnic Institute Model Town, Rohtak
5	Govt. Primary School Hanuman Colony, Rohtak	25	Chhotu Ram Polytechnic Institute Model Town, Rohtak
6	Govt. Primary School Hanuman Colony, Rohtak	26	Chhotu Ram Polytechnic Institute Model Town, Rohtak
7	Saini Girls Senior Secondary School, Rohtak	27	Chhotu Ram Polytechnic Institute Model Town, Rohtak
8	Saini Girls Senior Secondary School, Rohtak	28	Chhotu Ram Polytechnic Institute Model Town, Rohtak
9	Saini Girls Senior Secondary School, Rohtak	29	Govt. Girls Sen. Sec. School Model Town, Rohtak
10	Saini Girls B. Ed. College, Rohtak	30	Govt. Girls Sen. Sec. School Model Town, Rohtak
10A	Saini Girls B. Ed. College, Rohtak	31	Office Of Bhumi Arjan Adhikari, Rohtak
11	Saini Girls B. Ed. College, Rohtak	32	Office Of Bhumi Arjan Adhikari, Rohtak
12	Patwarkhana Para, Rohtak	33	Jat Bhavan, Left Wing, Rohtak
13	Saini High School, Rohtak	34	Jatt Bhawan, Right Side, Rohtak
14	Saini High School, Rohtak	35	Govt. Primary School Sector 1, Rohtak
15	Saini High School, Rohtak	36	Govt. Primary School Sector 1, Rohtak
16	Saini High School, Rohtak	37	Govt. Primary School Sector 1, Rohtak
17	Govt. High School Sukhpura, Rohtak	38	Govt. Primary School Sector 1, Rohtak
18	Govt. High School Sukhpura, Rohtak	39	Joyti Prakash Senior Secondary School Near Jat Bhawan, Rohtak
19	Govt. High School Sukhpura, Rohtak	40	Jyoti Prakash Public School-1, Rohtak
20	Govt. High School Sukhpura, Rohtak	40A	Jyoti Prakash Public School-1, Rohtak

Contd....

Polling Station Level Election Results

Polling Station-wise Votes Secured by Overall Top Five Parties in Rohtak Assembly in Assembly Election (AE) under Rohtak Parliamentary Constituency in Haryana (2019)

No. of Polling Station	Winner - Bharat Bhushan Batra (INC)	Runner-up - Manish Kumar Grover (BJP)	3rd - Mohit Dhanwantri (IND)	4th - Ramchander Jangra (LTSP)	5th - Rajesh Saini (JNJP)	NOTA	Other	Total Votes Secured
35	277	187	1	0	5	7	7	484
36	265	211	6	0	3	6	12	503
37	207	210	7	0	1	2	15	442
38	173	193	4	5	4	1	15	395
39	311	281	10	5	11	3	27	648
40	266	205	2	0	11	4	8	496
40A	282	144	2	1	8	0	14	451
41	470	254	4	0	14	9	17	768
42	305	539	89	0	7	11	11	962
43	452	375	13	0	10	9	5	864
44	513	322	10	1	12	7	15	880
45	260	450	30	0	7	8	11	766
46	322	143	15	11	7	1	14	513
47	390	122	32	11	10	5	12	582
48	527	110	50	0	9	1	5	702
49	548	189	7	1	24	5	8	782
50	588	147	9	2	10	7	7	770
51	240	109	6	2	5	3	2	367
52	356	300	26	1	17	11	5	716
53	264	341	48	5	6	7	6	677
54	255	458	20	0	2	5	5	745
55	220	322	59	86	25	5	9	726
56	199	243	146	106	24	8	11	737
57	238	221	12	7	20	4	3	505
58	294	299	39	1	5	3	1	642
59	285	160	16	4	4	5	7	481
60	197	217	23	34	28	3	2	504
61	218	441	188	21	2	8	7	885
62	251	300	294	43	30	5	7	930
63	321	280	175	5	1	4	27	813
64	235	379	236	6	3	0	53	912
65	293	363	127	1	1	5	6	796
66	219	361	134	0	9	1	8	732
67	245	411	20	0	4	10	7	697
68	293	362	85	0	5	15	2	762

Contd....

Polling Station Level Election Results

Winner, Runner-up and 3rd Party Position & Winning Margin According to Polling Stations in Rohtak Assembly in Assembly Election (AE) under Rohtak Parliamentary Constituency in Haryana (2019)

Polling Station Number	Winner Party	Winner Votes (%)	Runner-up Party	Runner-up Votes (%)	Winning Margin Votes (%)	Third Party	Third Party Votes (%)	Other Votes (%)
69	INC	357 (39.53)	IND (MD)	262 (29.01)	95 (10.52)	BJP	261 (28.9)	23 (2.55)
70	INC	383 (48.73)	BJP	317 (40.33)	66 (8.4)	IND (MD)	67 (8.52)	19 (2.42)
71	BJP	422 (50.3)	INC	322 (38.38)	100 (11.92)	IND (MD)	72 (8.58)	23 (2.74)
72	BJP	299 (51.64)	INC	237 (40.93)	62 (10.71)	IND (MD)	27 (4.66)	16 (2.76)
73	BJP	401 (67.39)	INC	162 (27.23)	239 (40.16)	IND (MD)	26 (4.37)	6 (1.01)
74	BJP	470 (67.34)	INC	191 (27.36)	279 (39.98)	IND (MD)	25 (3.58)	12 (1.72)
75	BJP	422 (53.02)	INC	332 (41.71)	90 (11.31)	IND (MD)	28 (3.52)	14 (1.76)
76	BJP	431 (60.62)	INC	225 (31.65)	206 (28.97)	IND (MD)	43 (6.05)	12 (1.69)
77	BJP	346 (40.75)	INC	241 (28.39)	105 (12.36)	IND (MD)	227 (26.74)	35 (4.12)
78	BJP	329 (43.87)	INC	237 (31.6)	92 (12.27)	IND (MD)	148 (19.73)	36 (4.8)
79	INC	343 (41.93)	BJP	253 (30.93)	90 (11)	IND (MD)	103 (12.59)	119 (14.55)
80	BJP	397 (51.03)	INC	337 (43.32)	60 (7.71)	IND (MD)	25 (3.21)	19 (2.44)
81	BJP	445 (47.24)	INC	257 (27.28)	188 (19.96)	JNJP	134 (14.23)	106 (11.25)
82	BJP	509 (59.32)	INC	325 (37.88)	184 (21.44)	JNJP	8 (0.93)	16 (1.86)
83	BJP	446 (57.4)	INC	286 (36.81)	160 (20.59)	IND (MD)	22 (2.83)	23 (2.96)
84	BJP	257 (61.48)	INC	149 (35.65)	108 (25.83)	LTSP	4 (0.96)	8 (1.91)
85	BJP	605 (61.36)	INC	240 (24.34)	365 (37.02)	IND (MD)	116 (11.76)	25 (2.54)
86	BJP	495 (58.17)	INC	230 (27.03)	265 (31.14)	IND (MD)	115 (13.51)	11 (1.29)
87	BJP	460 (52.04)	INC	290 (32.81)	170 (19.23)	IND (MD)	112 (12.67)	22 (2.49)
88	BJP	458 (49.89)	INC	331 (36.06)	127 (13.83)	IND (MD)	119 (12.96)	10 (1.09)
89	BJP	290 (56.2)	INC	161 (31.2)	129 (25)	IND (MD)	56 (10.85)	9 (1.74)
89A	BJP	316 (57.14)	INC	172 (31.1)	144 (26.04)	IND (MD)	58 (10.49)	7 (1.27)
90	BJP	399 (43.61)	INC	347 (37.92)	52 (5.69)	IND (MD)	154 (16.83)	15 (1.64)
91	INC	410 (59.77)	BJP	238 (34.69)	172 (25.08)	IND (MD)	23 (3.35)	15 (2.19)
92	INC	395 (71.56)	BJP	104 (18.84)	291 (52.72)	JNJP	19 (3.44)	34 (6.16)
93	INC	369 (56.68)	BJP	240 (36.87)	129 (19.81)	JNJP	14 (2.15)	28 (4.3)
94	INC	298 (47)	BJP	270 (42.59)	28 (4.41)	IND (MD)	29 (4.57)	37 (5.84)
95	BJP	195 (47.91)	INC	177 (43.49)	18 (4.42)	BSP	13 (3.19)	22 (5.41)
96	BJP	317 (41.71)	INC	284 (37.37)	33 (4.34)	IND (MD)	69 (9.08)	90 (11.84)
97	BJP	188 (35.21)	INC	185 (34.64)	3 (0.57)	IND (MD)	93 (17.42)	68 (12.73)
97A	BJP	183 (42.17)	INC	157 (36.18)	26 (5.99)	IND (MD)	56 (12.9)	38 (8.76)
98	BJP	325 (41.24)	INC	281 (35.66)	44 (5.58)	IND (MD)	160 (20.3)	22 (2.79)
99	INC	287 (46.37)	BJP	260 (42)	27 (4.37)	INLD	23 (3.72)	49 (7.92)
100	INC	319 (53.17)	BJP	237 (39.5)	82 (13.67)	IND (MD)	13 (2.17)	31 (5.17)
101	INC	548 (64.47)	BJP	208 (24.47)	340 (40)	BSP	36 (4.24)	58 (6.82)

Contd....

DISCLAIMER

The Terms of Use and Disclaimer of Datanet India Private Limited (hereinafter referred to as "Datanet") for use of this analysis report of **Rohtak Assembly Constituency (Rohtak Vidhan Sabha)** :-

1. **Assembly Factbook™** is a Registered Trade Mark owned by Datanet.
2. All the maps are sketched and graphical representation only and have not been drawn to the scale and also not to represent the actual geographical area or boundary of the unit.
3. The data for the aforesaid analysis is based on authentic sources and has been culled from the various publications of Census, CSO and NSSO for district and block level data, various central and state government departments, Central & State Elections Commissions and the concerned Returning Officers' releases, Electoral Rolls, Election results and allied publications, internal assessment, surveys, estimates and analysis. Therefore, certain adjustment of data at micro level may have been done to arrive closer to the macro data.
4. Data have been provided on an "As Is" and "As AVAILABLE" basis
5. The colours shown in the maps or diagram and charts of a particular party, alliance or AC are indicative and do not represent them.
6. This publication which includes maps, sheets, graphs and data would be the property under copyright of Datanet only. The user may use these for its internal study, analysis and research purposes. It's public display, re-selling or any commercial uses by the user are not allowed.
7. Datanet has taken due care and caution in compilation and processing of data and allied information, but does not guarantee the accuracy, adequacy or completeness of any information/analysis and will be not responsible for any errors or omissions or for the results obtained from the use of such information/analysis.
8. All the contents for the publication have been culled from various authentic sources and Datanet reasonably believes such sources to be reliable, but does not make any representations, express or implied as to the accuracy or fitness of use of such information. The information or contents of the information/analysis do not constitute advice and should not be relied upon in making (or refraining from making) any decision. Any reliance placed upon the information provided by Datanet is the sole responsibility and strictly at the user's risk.
9. In no event will Datanet be liable for any damages (including, without limitation, damages for loss of business projects, or loss of profits) arising in contract, tort or otherwise from the use of or inability to use any of its contents, or from any action taken (or refrained from being taken) as a result of using the analysis or any of its contents. Datanet its directors, owners, editors, officials, employees, distributor and agents or any associate will not be liable for any errors in the information contained or any consequences arising from the use of the contents of the provided information/analysis.
10. If any provision of these terms and conditions is held invalid or illegal or unenforceable for any reason by any court of competent jurisdiction, such provision shall be severed and the remainder of provisions of the terms and conditions shall continue in full force and effect as if the Term of Use had been executed with the invalid, illegal or unenforceable provision eliminated.
11. If there are any discrepancies in the information provided, please bring it to attention of Datanet for suitable rectification measures.

**Buy Online This Complete Book At
Datanet India eBooks Store**

www.indiastatpublications.com

or go directly at

[http://www.indiastatpublications.com/
Assembly_factbook/Haryana/Rohtak/ Rohtak](http://www.indiastatpublications.com/Assembly_factbook/Haryana/Rohtak/Rohtak)

i **india**stat**elections**

ISBN : 978-93-5293-540-6



9789352935406