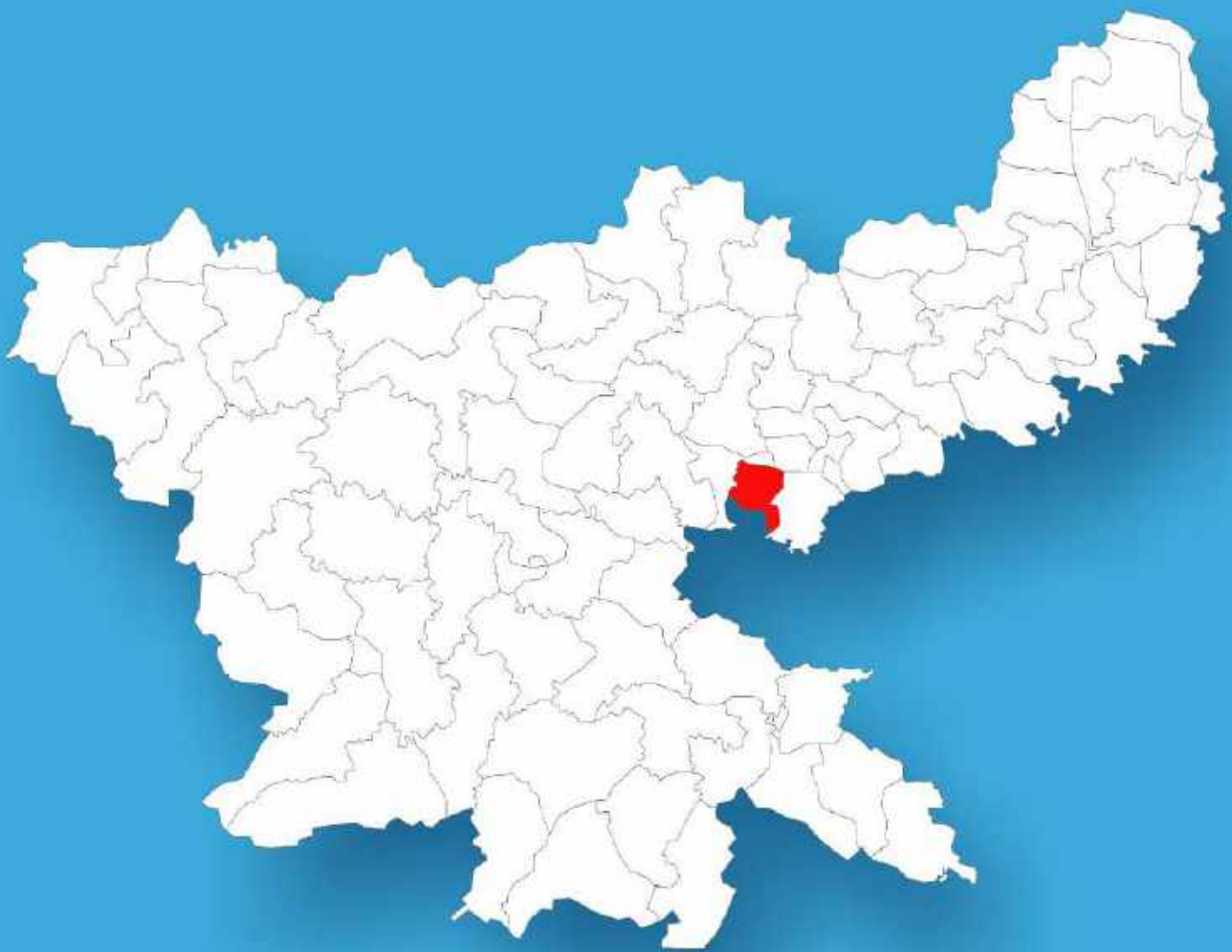




Jharkhand

# Assembly Factbook™

Bokaro Assembly Constituency



Key Electoral Data of Bokaro  
Assembly Constituency (Vidhan Sabha)

Jharkhand  
**Assembly Factbook**<sup>TM</sup>  
Bokaro Assembly Constituency



Bokaro Vidhan Sabha

## **Editor & Director**

Dr. R.K. Thukral

## **Research Editor**

Dr. Shafeeq Rahman

## **Compiled, Researched and Published by Datanet India Pvt. Ltd.**

D-100, 1st Floor,

Okhla Industrial Area, Phase-I,  
New Delhi- 110020.

Ph.: 91-11- 43580781-84

Email : support@indiastatpublications.com

Website : www.indiastatelections.com

## **Online Book Store :**

www.indiastatpublications.com

**Report No. :** AFB/JH-36-0125

**ISBN :** 978-93-5301-957-0

**First Edition :** January, 2018

**Eighth Updated Edition :** January, 2025

**Price :** Rs. 11500/-

US\$ 310

© **Datanet India Pvt. Ltd.**

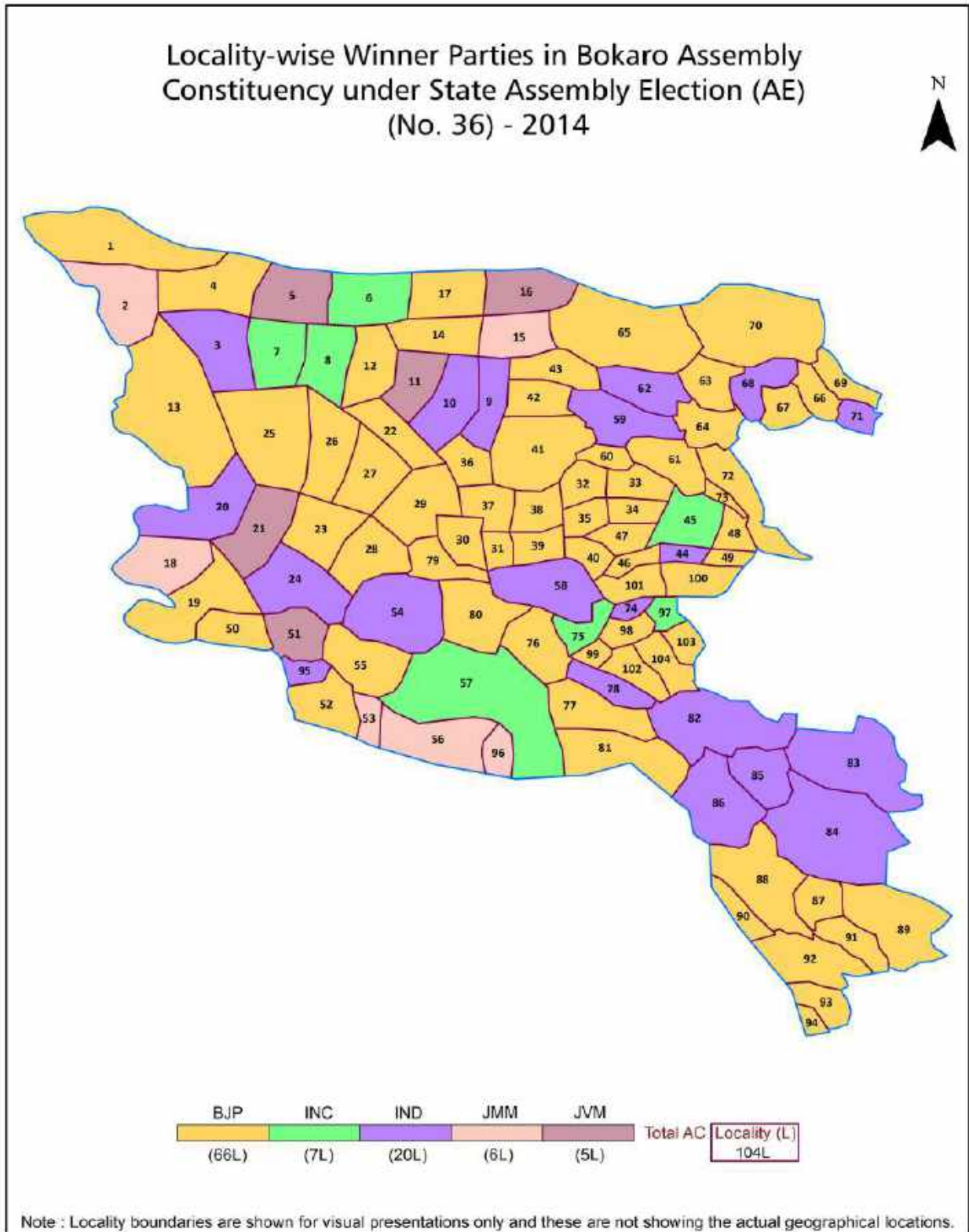
All rights reserved. No part of this book may be reproduced, stored in a retrieval system or transmitted in any form or by any means, mechanical photocopying, photographing, scanning, recording or otherwise without the prior written permission of the publisher. Please refer to Disclaimer at page no. 354 for the use of this publication.

Printed in India

# Contents

No.	Particulars	Page No.
	<b>Introduction</b>	
1	Assembly Constituency - (Vidhan sabha) at a Glance   Features of Assembly as per Delimitation Commission of India (2008)	1-2
	<b>Location and Political Maps</b>	
2	Location Map   Boundaries of Assembly Constituency - (Vidhan sabha) in District   Boundaries of Assembly Constituency under Parliamentary Constituency - (Lok sabha)   Locality-wise Winner Parties- 2024-PE, 2024-AE, 2019-PE, 2019-AE, 2014-PE, 2014-AE, 2009-PE and 2009-AE	3-11
	<b>Administrative Setup (2011)</b>	
3	District   Sub-district   Towns   Villages   Inhabited Villages   Uninhabited Villages   Village Panchayat   Intermediate Panchayat	12-13
	<b>Demographics (2011)</b>	
4	Population   Households   Rural/Urban Population   Locality by Population Size   Sex Ratio (Total & 0-6 Years)   Religious Population   Social Population   Literacy Rate	14
	<b>Electoral Features</b>	
5	Important Dates of Last Elections Held   Electors by Gender   Service Electors   Voters   Voters Turnout   Polling Stations & Average Number of Electors per Polling Station   Electors by Age Group   Present Elected Representatives	15-20
	<b>Historical Summary Election Results</b>	
6	Vote Share of Major Parties   Winning Margin (Number & Percentage   Polarity of Parties   Summary Result of Assembly Segment of Parliamentary Elections 2024, 2019, 2014, 2009 and 2004   Summary Result of Assembly Elections 2024, 2019, 2014, 2009 and 2005	21-36
	<b>Polling Station Level Election Results</b>	
7	Name and Number of Polling Station 2024-PE, 2024-AE, 2019-PE, 2019-AE, 2014-PE, 2014-AE, 2009-PE and 2009-AE   Polling Station-wise Electors, Voters & Voters Turnout 2024-PE, 2024-AE, 2019-PE, 2019-AE, 2014-PE, 2014-AE, 2009-PE and 2009-AE   Polling Station wise Elections Results 2024-PE, 2024-AE, 2019-PE, 2019-AE, 2014-PE, 2014-AE, 2009-PE and 2009-AE	37-346
	<b>Share of Assembly Constituency</b>	
8	Share of Assembly Constituency - (Vidhan sabha) in State, District and Parliamentary Constituency - (Lok sabha)	347
9	<b>Abbreviation &amp; Sources</b>	350-352
10	<b>Disclaimer</b>	354

Location & Political Map

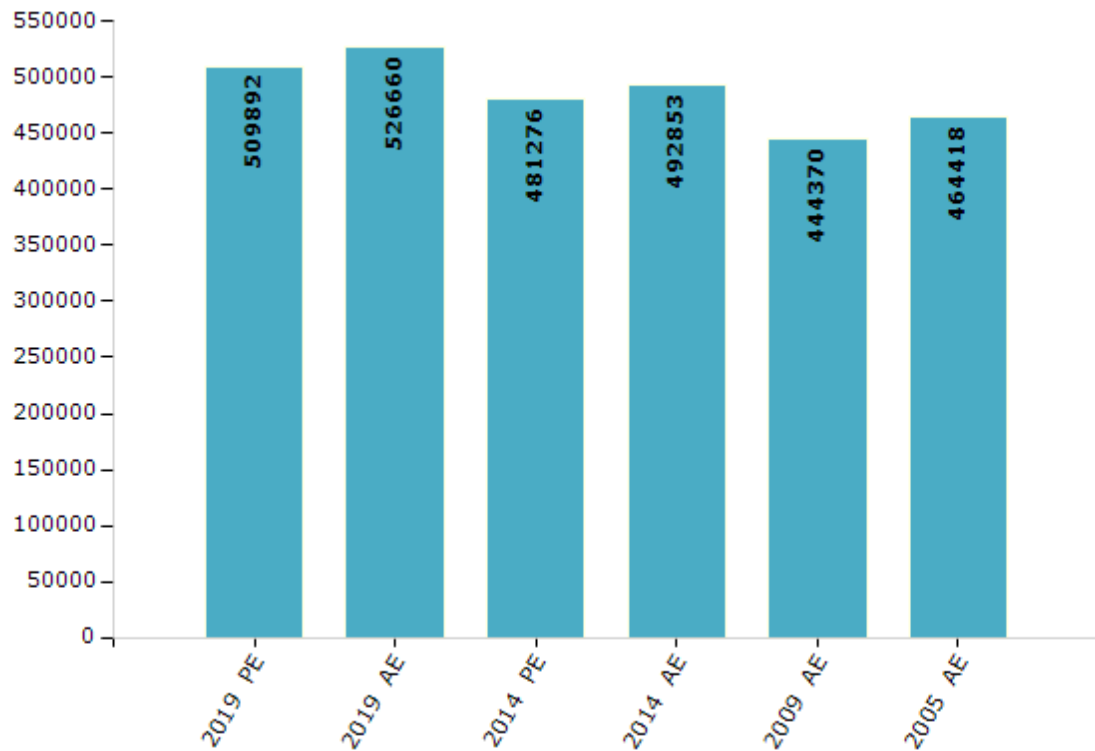


## Electoral Features

### Electors by Male & Female

Year	Male	Female	Others	Total	Year	Male	Female	Others	Total
2019 PE	277622	232254	16	509892	2009 PE	-	-	-	-
2019 AE	283112	243518	30	526660	2009 AE	251235	193135	-	444370
2014 PE	262716	218560	0	481276	2005 AE	262985	201433	-	464418
2014 AE	268905	223948	0	492853	2004 PE	-	-	-	-

Number of Electors



**Note :** AE : Assembly Election, PE : Assembly Segment of Parliamentary Election

## Historical Summary Election Results

### Summary Result of Assembly Election - 2014

Candidate Name	Party	Votes	Votes %
Biranchi Narayan	BJP	114321	43.38
Samaresh Singh	IND	41678	15.82
Manjur Ansari	INC	28295	10.74
Md. Izrail Ansari	JVM	20120	7.64
Mantu Kumar Yadav	JMM	13922	5.28
Rajesh Kumar	IND	8501	3.23
Awadhesh Singh Yadav	RJD	6167	2.34
Ashok Choudhari	JD(U)	4657	1.77
Ajay Kumar Singh	IND	3753	1.42
Budhanarayan Yadav	IND	3084	1.17
Rajendra Prasad Yadav	CPI	2524	0.96
Dewanand Ram	BSP	2146	0.81
Raj Kishor Gope	IND	1194	0.45
Randhir Singh	NCP	1057	0.4
Manoj Kumar Singh	SUCI	1026	0.39
Suresh Chandra Mahatha	IND	969	0.37
Rajendra Rawani	MCO	967	0.37
Kalipad Singh	IND	909	0.34
Mir Shahjada	SP	835	0.32
Mantosh Kumar Mandal	AMB	786	0.3
Umesh Prasad Gupta	IND	781	0.3
Lalita Devi	IND	744	0.28
Sahadev Manjhi	IND	726	0.28
Goutam Kumar Mahato	RGD	609	0.23
Santosh Kumar Mahato	IND	542	0.21
Anul Haque Ansari	AIFB	510	0.19
Pramod Singh	IND	428	0.16
Sita Devi	IND	371	0.14
	NOTA	1891	0.72

## Polling Station Level Election Results

### Number and Name of Polling Stations (PS) (2019 AE)

Number of Polling Stations	Name of Polling Stations	Number of Polling Stations	Name of Polling Stations
1	Utkramit Madhya Vidhyalaya Mango Room No-1	22	Utkramit Madhya Vidhyalaya Maheshpur
2	Utkramit Madhya Vidhyalaya Mango Room No-2	23	Utkramit Madhya Vidhyalaya Mahuaar Room No-1
3	Utkramit Madhya Vidhyalaya Mango Room No-3	24	Utkramit Madhya Vidhyalaya Mahuaar Room No-2
4	Utkramit Madhya Vidhyalaya Mango Room No-4	25	Nav Prathamik Vidhyalaya Badri Colony Room No-3
5	Utkramit Madhya Vidhyalaya Mango Room No-5	26	Utkramit Madhya Vidhyalaya Mahuaar Room No-4
6	Utkramit Madhya Vidhyalaya Mango Room No-6	27	Utkramit Madhya Vidhyalaya Mahuaar Room No-5
7	Primary School Kanari Room No-1	28	Utkramit Madhya Vidhyalaya Mahuaar Room No-6
8	Primary School Kanari Room No-2	29	Nav Prathamik Vidhyalaya Badri Colony Room No-1
9	Primary School Kanari Room No-3	30	Nav Prathamik Vidhyalaya Badri Colony Room No-2
10	Primary School Kanari Room No-4	31	Prathamik Vidhyalaya Chaitatand Room No-1
11	Madhya Vidhyalaya Shibutand Romm No-1	32	Prathamik Vidhyalaya Chaitatand Room No-2
12	Madhya Vidhyalaya Shibutand Romm No-2	33	Utkramit Madhya Vidhyalaya Agardih Room No-1
13	Madhya Vidhyalaya Shibutand Romm No-3	34	Utkramit Madhya Vidhyalaya Agardih Room No-2
14	Madhya Vidhyalaya Shibutand Romm No-4	35	Madhya Vidhyalaya Godawali Room No-01
15	Utkramit Madhya Vidhyalaya Pachaura Room No-1	36	Madhya Vidhyalaya Godawali Room No-02
16	Utkramit Madhya Vidhyalaya Pachaura Room No-2	37	New Primary School Suiyadih
17	Utkramit Madhya Vidhyalaya Vasteji	38	Utkramit Madhya Vidhyalaya Vishunpur Balidih Room No-1
18	Utkramit Madhya Vidhyalaya Baidmara Room No-1	39	Utkramit Madhya Vidhyalaya Vishunpur Balidih Room No-2
19	Utkramit Madhya Vidhyalaya Baidmara Room No-2	40	Utkramit Madhya Vidhyalaya Vishunpur Balidih Room No-3
20	Nav Prathamik Vidhyalaya Pipratand Room No-1	41	Utkramit Madhya Vidhyalaya Vishunpur Balidih Room No-4
21	Nav Prathamik Vidhyalaya Pipratand Room No-2	42	Govind Madhya Vidhyalaya Balidih Room No-1

Contd....



## Polling Station Level Election Results

### Polling Station-wise Votes Secured by Overall Top Five Parties in Bokaro Assembly in Assembly Election (AE) under Dhanbad Parliamentary Constituency in Jharkhand (2019)

Number of Polling Station	Winner - Biranchi Narayan (BJP)	Runner-up - Shweta Singh (INC)	3rd - Rajendra Mahato (AJSUP)	4th - Prakash Kumar (JVM)	5th - Masakur Alam Siddiki (AIMIM)	NOTA	Other	Total Votes Secured
36	265	352	14	5	34	8	69	747
37	143	364	23	36	16	3	51	636
38	147	264	21	138	1	5	55	631
39	232	317	53	12	3	14	45	676
40	128	278	18	7	41	1	31	504
41	197	188	64	5	18	6	29	507
42	196	167	27	7	3	4	19	423
43	148	182	33	23	2	5	22	415
44	166	263	17	22	0	3	47	518
45	169	178	13	21	0	7	35	423
46	224	202	25	22	1	4	30	508
47	142	185	106	15	0	3	21	472
48	137	63	110	21	0	1	31	363
49	191	232	16	6	0	5	30	480
50	258	154	52	11	0	1	44	520
51	153	130	106	16	0	4	27	436
52	233	242	117	25	1	11	50	679
53	174	154	26	19	5	4	34	416
54	195	82	19	11	2	1	23	333
55	173	214	108	24	10	4	68	601
56	99	164	16	133	0	2	52	466
57	228	192	101	156	1	4	39	721
58	131	79	22	9	0	1	13	255
59	77	391	10	129	0	1	59	667
60	142	311	163	76	0	4	45	741
61	101	274	71	199	1	2	47	695
62	198	280	83	114	1	8	54	738
63	144	305	69	34	2	6	52	612
64	52	377	25	221	2	9	61	747
65	180	190	16	42	5	3	37	473
66	189	133	10	47	5	2	59	445
67	131	154	5	20	0	3	18	331
68	303	158	4	31	12	9	41	558
69	245	240	23	39	10	5	53	615
70	231	380	10	29	24	2	53	729

Contd....

**Polling Station Level Election Results**

**Winner, Runner-up and 3rd Party Position & Winning Margin According to Polling Stations in Bokaro Assembly in Assembly Election (AE) under Dhanbad Parliamentary Constituency in Jharkhand (2019)**

Polling Station Number	Winner Party	Winner Votes (%)	Runner-up Party	Runner-up Votes (%)	Winning Margin Votes (%)	Third Party	Third Party Votes (%)	Other Votes (%)
71	BJP	248 (50.1)	INC	152 (30.71)	96 (19.39)	JVM	33 (6.67)	62 (12.53)
72	INC	206 (45.78)	JVM	116 (25.78)	90 (20)	BJP	77 (17.11)	51 (11.33)
73	BJP	337 (43.09)	AJSUP	172 (21.99)	165 (21.1)	JVM	115 (14.71)	158 (20.2)
74	INC	400 (52.08)	BJP	177 (23.05)	223 (29.03)	JVM	80 (10.42)	111 (14.45)
75	INC	218 (41.37)	JVM	166 (31.5)	52 (9.87)	BJP	77 (14.61)	66 (12.52)
76	BJP	123 (33.88)	INC	109 (30.03)	14 (3.85)	JVM	56 (15.43)	75 (20.66)
77	BJP	206 (44.02)	INC	123 (26.28)	83 (17.74)	JVM	61 (13.03)	78 (16.67)
78	BJP	290 (44.34)	INC	136 (20.8)	154 (23.54)	JVM	91 (13.91)	137 (20.95)
79	INC	195 (31.6)	JVM	191 (30.96)	4 (0.64)	BJP	170 (27.55)	61 (9.89)
80	BJP	274 (57.93)	INC	130 (27.48)	144 (30.45)	JVM	23 (4.86)	46 (9.73)
81	INC	342 (56.34)	BJP	146 (24.05)	196 (32.29)	JVM	62 (10.21)	57 (9.39)
82	INC	280 (74.67)	AIMIM	34 (9.07)	246 (65.6)	BJP	28 (7.47)	33 (8.8)
83	BJP	203 (28.55)	INC	195 (27.43)	8 (1.12)	JVM	186 (26.16)	127 (17.86)
84	BJP	260 (35.23)	INC	241 (32.66)	19 (2.57)	JVM	88 (11.92)	149 (20.19)
85	BJP	230 (41.82)	JVM	105 (19.09)	125 (22.73)	INC	64 (11.64)	151 (27.45)
86	INC	231 (34.38)	JVM	219 (32.59)	12 (1.79)	BJP	48 (7.14)	174 (25.89)
87	INC	230 (44.92)	JVM	174 (33.98)	56 (10.94)	BJP	49 (9.57)	59 (11.52)
88	JVM	251 (37.02)	IND (SK)	138 (20.35)	113 (16.67)	BJP	126 (18.58)	163 (24.04)
89	BJP	246 (35.04)	JVM	172 (24.5)	74 (10.54)	INC	103 (14.67)	181 (25.78)
90	BJP	268 (36.41)	JVM	244 (33.15)	24 (3.26)	INC	93 (12.64)	131 (17.8)
91	BJP	216 (42.94)	JVM	147 (29.22)	69 (13.72)	INC	51 (10.14)	89 (17.69)
92	INC	467 (63.8)	JVM	77 (10.52)	390 (53.28)	AIMIM	66 (9.02)	122 (16.67)
93	INC	372 (53.6)	IND (SK)	95 (13.69)	277 (39.91)	JVM	81 (11.67)	146 (21.04)
94	INC	304 (65.1)	AIMIM	79 (16.92)	225 (48.18)	BJP	32 (6.85)	52 (11.13)
95	INC	335 (40.17)	BJP	277 (33.21)	58 (6.96)	IND (SK)	174 (20.86)	48 (5.76)
96	INC	253 (31.74)	IND (SK)	209 (26.22)	44 (5.52)	BJP	193 (24.22)	142 (17.82)
97	INC	458 (54.59)	AIMIM	183 (21.81)	275 (32.78)	BJP	118 (14.06)	80 (9.54)
98	INC	293 (58.84)	AIMIM	185 (37.15)	108 (21.69)	SUCI(C)	4 (0.8)	16 (3.21)
99	INC	340 (59.54)	AIMIM	203 (35.55)	137 (23.99)	HAMS	4 (0.7)	24 (4.2)
100	AIMIM	236 (55.79)	INC	162 (38.3)	74 (17.49)	HAMS	9 (2.13)	16 (3.78)
101	AIMIM	211 (51.46)	INC	170 (41.46)	41 (10)	HAMS	6 (1.46)	23 (5.61)
102	INC	329 (56.72)	AIMIM	215 (37.07)	114 (19.65)	BJP	16 (2.76)	20 (3.45)
103	INC	299 (46.57)	AIMIM	238 (37.07)	61 (9.5)	BJP	42 (6.54)	63 (9.81)
104	BJP	227 (36.09)	INC	214 (34.02)	13 (2.07)	AIMIM	127 (20.19)	61 (9.7)
105	INC	257 (50.69)	AIMIM	166 (32.74)	91 (17.95)	BJP	29 (5.72)	55 (10.85)

Contd....

## DISCLAIMER

The Terms of Use and Disclaimer of Datanet India Private Limited (hereinafter referred to as "Datanet") for use of this analysis report of **Bokaro Assembly Constituency (Bokaro Vidhan Sabha)** :-

1. **Assembly Factbook™** is a Registered Trade Mark owned by Datanet.
2. All the maps are sketched and graphical representation only and have not been drawn to the scale and also not to represent the actual geographical area or boundary of the unit.
3. The data for the aforesaid analysis is based on authentic sources and has been culled from the various publications of Census, CSO and NSSO for district and block level data, various central and state government departments, Central & State Elections Commissions and the concerned Returning Officers' releases, Electoral Rolls, Election results and allied publications, internal assessment, surveys, estimates and analysis. Therefore, certain adjustment of data at micro level may have been done to arrive closer to the macro data.
4. Data have been provided on an "As Is" and "As AVAILABLE" basis
5. The colours shown in the maps or diagram and charts of a particular party, alliance or AC are indicative and do not represent them.
6. This publication which includes maps, sheets, graphs and data would be the property under copyright of Datanet only. The user may use these for its internal study, analysis and research purposes. It's public display, re-selling or any commercial uses by the user are not allowed.
7. Datanet has taken due care and caution in compilation and processing of data and allied information, but does not guarantee the accuracy, adequacy or completeness of any information/analysis and will be not responsible for any errors or omissions or for the results obtained from the use of such information/analysis.
8. All the contents for the publication have been culled from various authentic sources and Datanet reasonably believes such sources to be reliable, but does not make any representations, express or implied as to the accuracy or fitness of use of such information. The information or contents of the information/analysis do not constitute advice and should not be relied upon in making (or refraining from making) any decision. Any reliance placed upon the information provided by Datanet is the sole responsibility and strictly at the user's risk.
9. In no event will Datanet be liable for any damages (including, without limitation, damages for loss of business projects, or loss of profits) arising in contract, tort or otherwise from the use of or inability to use any of its contents, or from any action taken (or refrained from being taken) as a result of using the analysis or any of its contents. Datanet its directors, owners, editors, officials, employees, distributor and agents or any associate will not be liable for any errors in the information contained or any consequences arising from the use of the contents of the provided information/analysis.
10. If any provision of these terms and conditions is held invalid or illegal or unenforceable for any reason by any court of competent jurisdiction, such provision shall be severed and the remainder of provisions of the terms and conditions shall continue in full force and effect as if the Term of Use had been executed with the invalid, illegal or unenforceable provision eliminated.
11. If there are any discrepancies in the information provided, please bring it to attention of Datanet for suitable rectification measures.

**Buy Online This Complete Book At  
Datanet India eBooks Store**

[www.indiastatpublications.com](http://www.indiastatpublications.com)

or go directly at

[http://www.indiastatpublications.com/  
Assembly\\_factbook/Jharkhand/Dhanbad/ Bokaro](http://www.indiastatpublications.com/Assembly_factbook/Jharkhand/Dhanbad/Bokaro)

 **india**stat**elections**

ISBN : 978-93-5301-957-0



9 789353 019570