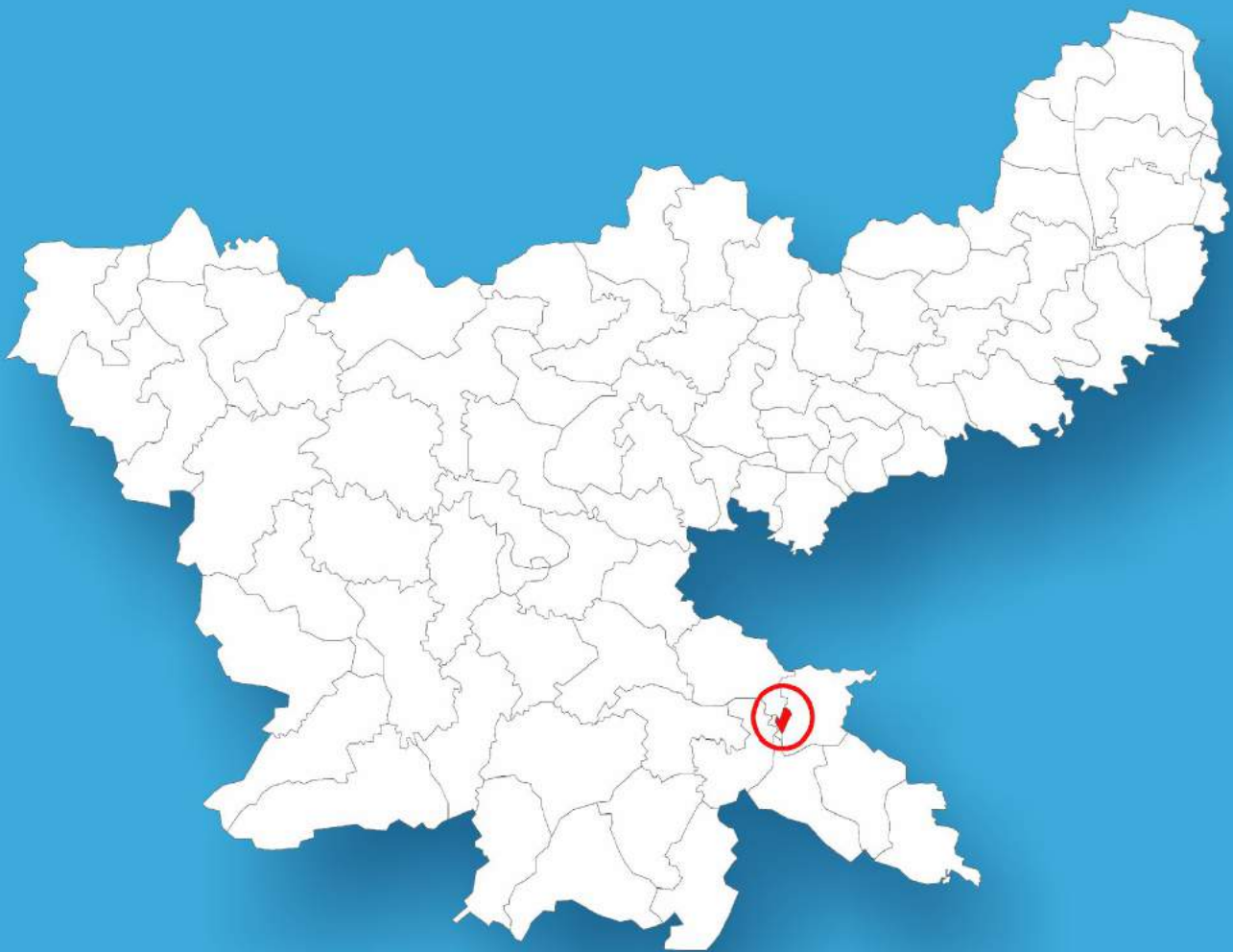




Jharkhand

# Assembly Factbook™

Jamshedpur East Assembly Constituency



Key Electoral Data of Jamshedpur East  
Assembly Constituency (Vidhan Sabha)

Jharkhand

# **Assembly Factbook**<sup>TM</sup>

Jamshedpur East Assembly Constituency



Jamshedpur East Vidhan Sabha

## **Editor & Director**

Dr. R.K. Thukral

## **Research Editor**

Dr. Shafeeq Rahman

## **Compiled, Researched and Published by Datanet India Pvt. Ltd.**

D-100, 1st Floor,

Okhla Industrial Area, Phase-I,  
New Delhi- 110020.

Ph.: 91-11- 43580781-84

Email : support@indiastatpublications.com

Website : www.indiastatelections.com

## **Online Book Store :**

www.indiastatpublications.com

**Report No. :** AFB/JH-48-0123

**ISBN :** 978-93-5301-983-9

**First Edition :** January, 2018

**Sixth Updated Edition :** January, 2023

**Price :** Rs. 11500/-

US\$ 310

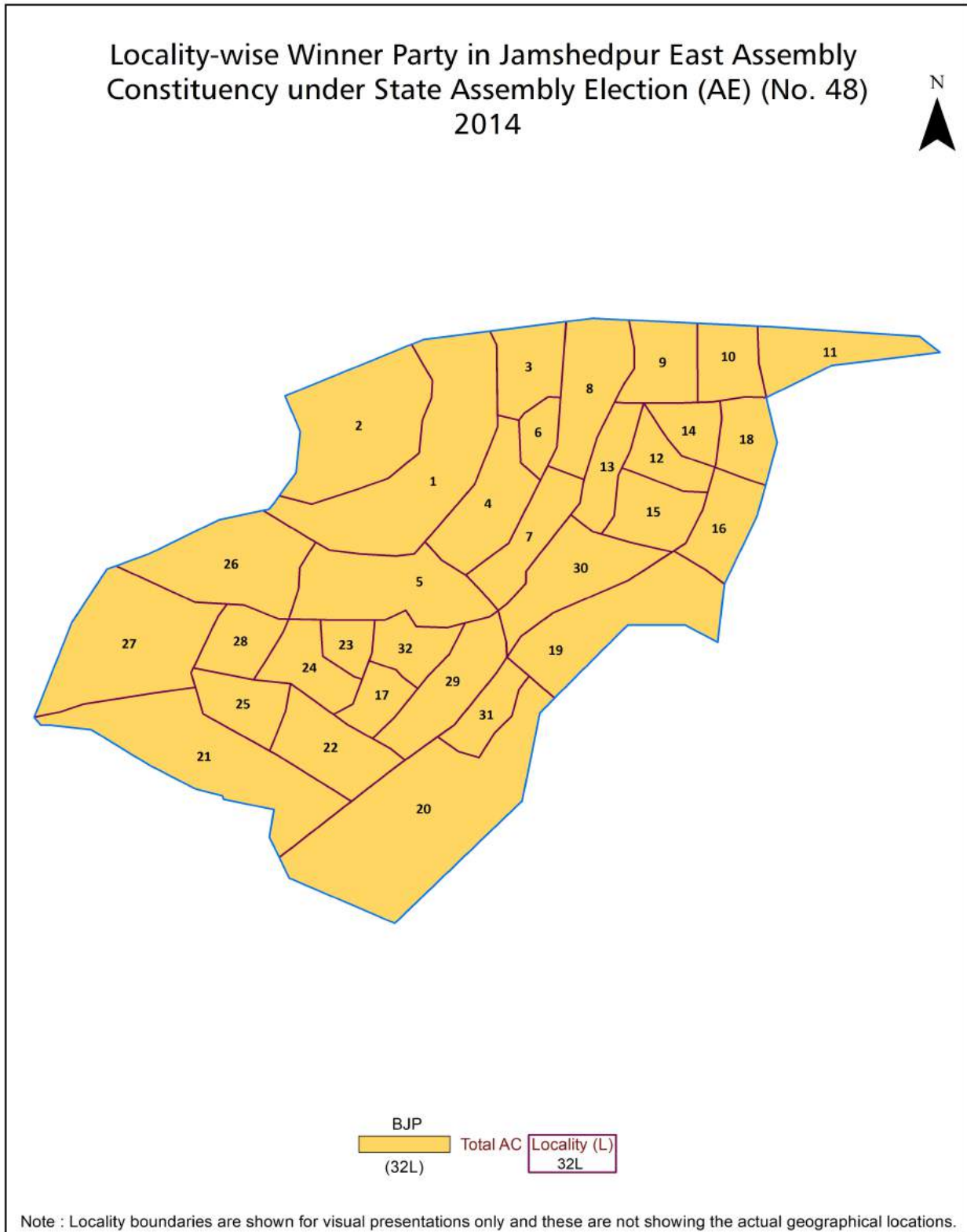
© **Datanet India Pvt. Ltd.**

All rights reserved. No part of this book may be reproduced, stored in a retrieval system or transmitted in any form or by any means, mechanical photocopying, photographing, scanning, recording or otherwise without the prior written permission of the publisher. Please refer to Disclaimer at page no. 211 for the use of this publication.

Printed in India

<b>No.</b>	<b>Particulars</b>	<b>Page No.</b>
	<b>Introduction</b>	
<b>1</b>	Assembly Constituency - (Vidhan sabha) at a Glance   Features of Assembly as per Delimitation Commission of India (2008)	<b>1-2</b>
	<b>Location and Political Maps</b>	
<b>2</b>	Location Map   Boundaries of Assembly Constituency - (Vidhan sabha) in District   Boundaries of Assembly Constituency under Parliamentary Constituency - (Lok sabha)   Locality-wise Winner Parties- 2019-PE, 2019-AE, 2014-PE, 2014-AE, 2009-PE and 2009-AE	<b>3-11</b>
	<b>Administrative Setup (2011)</b>	
<b>3</b>	District   Sub-district   Towns   Villages   Inhabited Villages   Uninhabited Villages   Village Panchayat   Intermediate Panchayat	<b>12</b>
	<b>Demographics (2011)</b>	
<b>4</b>	Population   Households   Rural/Urban Population   Sex Ratio (Total & 0-6 Years)   Religious Population   Social Population   Literacy Rate	<b>13</b>
	<b>Electoral Features</b>	
<b>5</b>	Important Dates of Last Elections Held   Electors by Gender   Service Electors   Voters   Voters Turnout   Polling Stations & Average Number of Electors per Polling Station   Electors by Age Group   Present Elected Representatives	<b>14-19</b>
	<b>Historical Summary Election Results</b>	
<b>6</b>	Vote Share of Major Parties   Winning Margin (Number & Percentage)   Polarity of Parties   Summary Result of Assembly Segment of Parliamentary Elections 2019, 2014, 2009 and 2004   Summary Result of Assembly Elections 2019, 2014, 2009 and 2005	<b>20-31</b>
	<b>Polling Station Level Election Results</b>	
<b>7</b>	Name and Number of Polling Station 2019-PE, 2019-AE, 2014-PE, 2014-AE, 2009-PE and 2009-AE   Polling Station-wise Electors, Voters & Voters Turnout 2019-PE, 2019-AE, 2014-PE, 2014-AE, 2009-PE and 2009-AE   Polling Station wise Elections Results 2019-PE, 2019-AE, 2014-PE, 2014-AE, 2009-PE and 2009-AE	<b>32-203</b>
	<b>Share of Assembly Constituency</b>	
<b>8</b>	Share of Assembly Constituency - (Vidhan sabha) in State, District and Parliamentary Constituency - (Lok sabha)	<b>204</b>
<b>9</b>	<b>Abbreviation &amp; Sources</b>	<b>207-209</b>
<b>10</b>	<b>Disclaimer</b>	<b>211</b>

## Location & Political Map

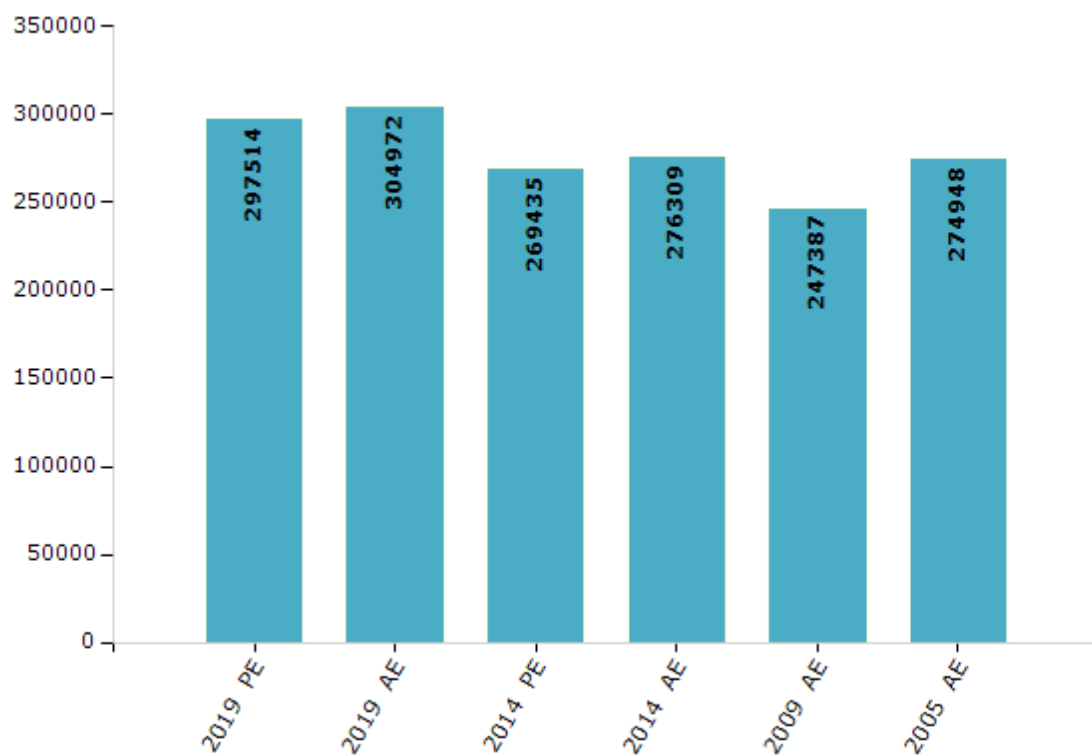


## Electoral Features

### Electors by Male & Female

Year	Male	Female	Others	Total	Year	Male	Female	Others	Total
2019 PE	155289	142174	51	297514	2009 PE	-	-	-	-
2019 AE	158595	146326	51	304972	2009 AE	134114	113273	-	247387
2014 PE	141483	127952	0	269435	2005 AE	149559	125389	-	274948
2014 AE	144940	131369	0	276309	2004 PE	-	-	-	-

Number of Electors



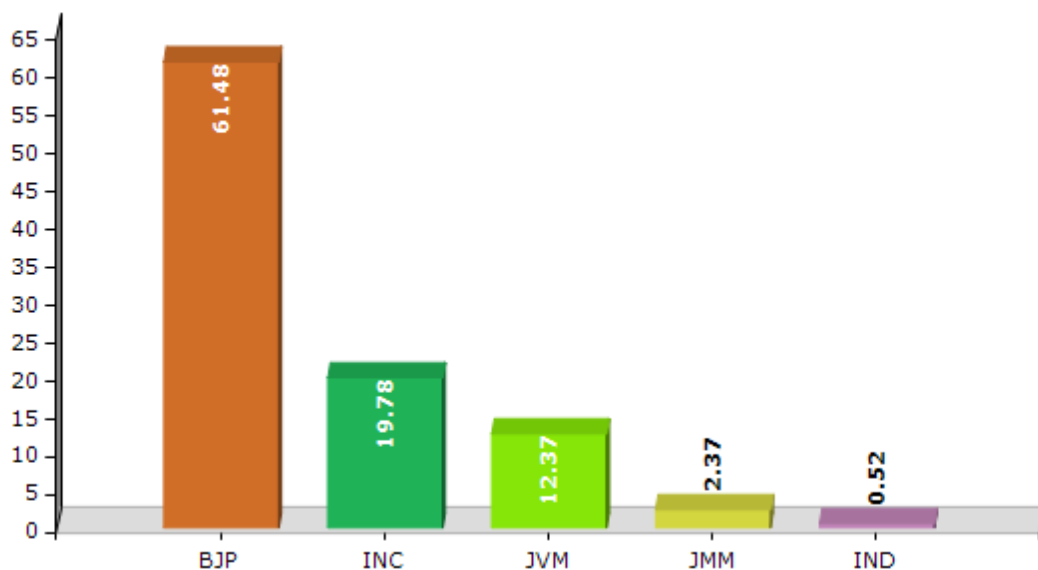
**Note :** AE : Assembly Election, PE : Assembly Segment of Parliamentary Election

## Historical Summary Election Results

### Summary Result of Assembly Election - 2014

Candidate Name	Party	Votes	Votes %
Raghubar Das	BJP	103427	61.48
Anand Bihari Dubey	INC	33270	19.78
Abhay Singh	JVM	20815	12.37
Kamaljeet Kaur Gill	JMM	3987	2.37
Manjeet Singh	IND	881	0.52
Bhagirath Ravidas	APOI	691	0.41
Alpana Bose	RAJSP	684	0.41
Ashish Namta	SP	620	0.37
Rajesh Kr. Sinha	IND	604	0.36
Rajesh Kumar Jha	IND	549	0.33
Gyan Sagar Prasad	IND	409	0.24
Ranjeet Das	ABHM	218	0.13
Pushpa Boypai	AMB	209	0.12
Prashant Kumar	JBSP	199	0.12
	NOTA	1674	1

Votes Percentage of Top Parties - 2014



**Polling Station Level Election Results**

**Number and Name of Polling Stations (PS) (2019 AE)**

<b>Number of Polling Stations</b>	<b>Name of Polling Stations</b>	<b>Number of Polling Stations</b>	<b>Name of Polling Stations</b>
1	Pipuls Academy High School Baradawari (East Part)	22	Bhalubasa Harijan Ucch Vidyalay (East Part)
2	Pipuls Academy High School Baradawari (Middle Part)	23	Samudaik Bhawan Bhalubasa Near Jodamandir
3	Pipuls Academy High School Baradawari (West Part)	24	Community Center Bhalubasa
4	Pipuls Academy High School Baradawari (North Part)	25	Rajkiyakrit Middle School, Bhalubasa (Room No.-1)
5	Navjiwan Ashram Community Hall Devnagar Baradawari (Near Jharkahand Kushth Kalyan Samiti) (Middle) Only For Kushth	26	Rajkiyakrit Middle School, Bhalubasa (Room No.-2)
6	Samudaik Bhawan Gandhi Ashram (New Baradawari)	27	Karimia Mulsim Madhey Vidyalay Bhalubasa
7	Samudayik Vikash Bhawan Swarn Varnik Samaj, Baradawari (Middle Part)	28	Tarapore School Bhalubasa (East Part)
8	New Baradawari Flat Association Hall, New Baradawari, Sakchi, Jamshedpur	29	Tarapore School Bhalubasa (Middle Part)
9	Samudaik Bhawan Devnagar (North Part)	30	Tarapore School Bhalubasa (West Middle Part)
10	Samudaik Bhawan Devnagar (South Part)	31	Tarapore School Bhalubasa (West Part)
11	D.A.V. Public School Patelnager (Middle Part)	32	Kerala Samaj English School Bhuiyandih Near N.M.L. Colony (West Part)
12	D.A.V. Public School Patelnager (North Part)	33	Kerala Samaj English School Bhuiyandih Near N.M.L. Colony (Middle Part)
13	D.A.V. Public School Patelnager (West Part)	34	Kerala Samaj English School Bhuiyandih Near N.M.L. Colony (North Part)
14	D.A.V. Public School Patelnager (East Part)	35	Kerala Samaj English School Bhuiyandih Near N.M.L. Colony (South Part)
15	Bal Vikas Vidyamandir High School, Patelnagar (North Part)	36	Rajkiya Prathmik School Nandnagar Bhuiyandih (Room No.-1)
16	Bal Vikas Vidyamandir High School, Patelnagar (East Part)	37	Navoday Adivasi Prathmik School (Babudih), Room No.-1
17	Vivekanand Prathmik Vidyalay Bhuiyandih (East Middle Part)	38	Navoday Adivasi Prathmik School (Babudih), Room No.-2
18	Vivekanand Prathmik Vidyalay Bhuiyandih (West Middle Part)	39	Samudaik Bhawan Babudih (Navoday Adivasi Prathmik Vidyalaya Pragan Me Awasthit)
19	Vivekanand Prathmik Vdyalay Bhuiyandih (West Part)	40	Rajkiya Prathmik School Nandnagar Bhuiyandih (Room No.-2)
20	Vivekanand Prathmik Vidyalay Bhuiyandih (East Part)	41	Rajkiya Prathmik School Nandnagar Bhuiyandih (Room No.-3)
21	Bhalubasa Harijan Ucch Vidyalay (West Part)	42	Vivekanand Middle School Sidhgora (North Part)

Contd....



Polling Station Level Election Results

Polling Station-wise Votes Secured by Overall Top Five Parties in Jamshedpur East Assembly in Assembly Election (AE) under Jamshedpur Parliamentary Constituency in Jharkhand (2019)

Number of Polling Station	Winner - Saryu Roy (IND)	Runner-up - Raghubar Das (BJP)	3rd - Gourav Vallabh (INC)	4th - Abhay Singh (JVM)	5th - Gopal Lohar (IND)	NOTA	Other	Total Votes Secured
36	321	329	22	66	27	4	73	842
37	192	177	17	46	10	4	34	480
38	255	152	32	75	23	3	54	594
39	284	318	40	41	27	5	99	814
40	311	246	46	26	8	2	39	678
41	257	204	12	46	17	6	31	573
42	267	167	21	31	4	6	12	508
43	398	255	40	25	5	7	14	744
44	155	133	22	5	0	4	9	328
45	258	162	36	7	6	2	7	478
46	257	214	81	9	10	2	15	588
47	176	114	13	8	3	1	3	318
48	225	99	27	7	2	4	5	369
49	127	105	37	8	1	1	2	281
50	277	148	34	13	8	3	9	492
51	249	88	23	7	4	1	8	380
52	192	110	31	8	1	2	4	348
53	220	186	41	6	2	9	5	469
54	395	362	18	31	6	4	44	860
55	399	217	29	28	18	10	27	728
56	284	236	37	34	9	4	18	622
57	262	248	42	39	31	4	43	669
58	279	293	118	59	19	5	46	819
59	254	264	35	46	14	4	46	663
60	210	195	37	43	10	1	21	517
61	232	151	22	44	12	2	24	487
62	284	187	23	72	16	5	32	619
63	234	166	23	52	20	7	53	555
64	266	277	58	19	11	4	26	661
65	333	267	46	29	7	8	24	714
66	275	255	23	14	3	3	9	582
67	277	118	17	30	8	4	17	471
68	258	183	118	47	3	4	15	628
69	373	158	19	32	9	1	34	626
70	328	171	41	47	7	1	21	616

Contd....

Polling Station Level Election Results

Winner, Runner-up and 3rd Party Position & Winning Margin According to Polling Stations in Jamshedpur East Assembly in Assembly Election (AE) under Jamshedpur Parliamentary Constituency in Jharkhand (2019)

Polling Station Number	Winner Party	Winner Votes (%)	Runner-up Party	Runner-up Votes (%)	Winning Margin Votes (%)	Third Party	Third Party Votes (%)	Other Votes (%)
71	IND (SR)	332 (53.04)	BJP	185 (29.55)	147 (23.49)	JVM	54 (8.63)	55 (8.79)
72	IND (SR)	318 (54.08)	BJP	180 (30.61)	138 (23.47)	JVM	41 (6.97)	49 (8.33)
73	IND (SR)	402 (57.35)	BJP	170 (24.25)	232 (33.1)	JVM	40 (5.71)	89 (12.7)
74	INC	387 (44.28)	IND (SR)	235 (26.89)	152 (17.39)	BJP	180 (20.59)	72 (8.24)
75	IND (SR)	557 (57.54)	BJP	223 (23.04)	334 (34.5)	JVM	72 (7.44)	116 (11.98)
76	IND (SR)	516 (61.58)	BJP	174 (20.76)	342 (40.82)	INC	57 (6.8)	91 (10.86)
77	NV	NV (NV)	NV	NV (NV)	NV (NV)	NV	NV (NV)	NV (NV)
78	IND (SR)	306 (59.19)	BJP	154 (29.79)	152 (29.4)	INC	16 (3.09)	41 (7.93)
79	IND (SR)	442 (61.82)	BJP	187 (26.15)	255 (35.67)	JVM	25 (3.5)	61 (8.53)
80	IND (SR)	317 (43.85)	BJP	189 (26.14)	128 (17.71)	JVM	94 (13)	123 (17.01)
81	IND (SR)	303 (60.72)	BJP	155 (31.06)	148 (29.66)	INC	14 (2.81)	27 (5.41)
82	IND (SR)	296 (55.74)	BJP	167 (31.45)	129 (24.29)	INC	36 (6.78)	32 (6.03)
83	IND (SR)	369 (53.63)	BJP	250 (36.34)	119 (17.29)	INC	33 (4.8)	36 (5.23)
84	IND (SR)	270 (56.6)	BJP	156 (32.7)	114 (23.9)	INC	28 (5.87)	23 (4.82)
85	IND (SR)	191 (48.72)	BJP	127 (32.4)	64 (16.32)	INC	40 (10.2)	34 (8.67)
86	IND (SR)	244 (44.61)	BJP	186 (34)	58 (10.61)	INC	63 (11.52)	54 (9.87)
87	IND (SR)	384 (67.72)	BJP	116 (20.46)	268 (47.26)	INC	31 (5.47)	36 (6.35)
88	BJP	209 (42.31)	IND (SR)	190 (38.46)	19 (3.85)	INC	51 (10.32)	44 (8.91)
89	INC	322 (49.77)	IND (SR)	167 (25.81)	155 (23.96)	BJP	76 (11.75)	82 (12.67)
90	IND (SR)	339 (63.72)	BJP	149 (28.01)	190 (35.71)	INC	22 (4.14)	22 (4.14)
91	IND (SR)	278 (55.94)	BJP	150 (30.18)	128 (25.76)	INC	42 (8.45)	27 (5.43)
92	IND (SR)	262 (47.64)	BJP	134 (24.36)	128 (23.28)	INC	132 (24)	22 (4)
93	IND (SR)	261 (56.49)	BJP	148 (32.03)	113 (24.46)	INC	21 (4.55)	32 (6.93)
94	IND (SR)	338 (41.17)	BJP	327 (39.83)	11 (1.34)	JVM	52 (6.33)	104 (12.67)
95	IND (SR)	330 (47.28)	BJP	241 (34.53)	89 (12.75)	INC	86 (12.32)	41 (5.87)
96	IND (SR)	288 (51.34)	BJP	201 (35.83)	87 (15.51)	INC	37 (6.6)	35 (6.24)
97	IND (SR)	245 (52.35)	BJP	155 (33.12)	90 (19.23)	INC	35 (7.48)	33 (7.05)
98	IND (SR)	222 (46.64)	BJP	180 (37.82)	42 (8.82)	INC	44 (9.24)	30 (6.3)
99	IND (SR)	278 (44.69)	BJP	181 (29.1)	97 (15.59)	INC	111 (17.85)	52 (8.36)
100	IND (SR)	321 (42.97)	BJP	232 (31.06)	89 (11.91)	INC	132 (17.67)	62 (8.3)
101	IND (SR)	239 (35.25)	BJP	209 (30.83)	30 (4.42)	INC	108 (15.93)	122 (17.99)
102	IND (SR)	248 (38.45)	BJP	186 (28.84)	62 (9.61)	INC	86 (13.33)	125 (19.38)
103	IND (SR)	469 (59.82)	BJP	166 (21.17)	303 (38.65)	JVM	26 (3.32)	123 (15.69)
104	IND (SR)	332 (54.79)	BJP	183 (30.2)	149 (24.59)	INC	29 (4.79)	62 (10.23)
105	BJP	329 (58.44)	IND (SR)	162 (28.77)	167 (29.67)	INC	35 (6.22)	37 (6.57)

Contd....

## DISCLAIMER

The Terms of Use and Disclaimer of Datanet India Private Limited (hereinafter referred to as "Datanet") for use of this analysis report of **Jamshedpur East Assembly Constituency (Jamshedpur East Vidhan Sabha)** :-

1. **Assembly Factbook™** is a Registered Trade Mark owned by Datanet.
2. All the maps are sketched and graphical representation only and have not been drawn to the scale and also not to represent the actual geographical area or boundary of the unit.
3. The data for the aforesaid analysis is based on authentic sources and has been culled from the various publications of Census, CSO and NSSO for district and block level data, various central and state government departments, Central & State Elections Commissions and the concerned Returning Officers' releases, Electoral Rolls, Election results and allied publications, internal assessment, surveys, estimates and analysis. Therefore, certain adjustment of data at micro level may have been done to arrive closer to the macro data.
4. Data have been provided on an "As Is" and "As AVAILABLE" basis
5. The colours shown in the maps or diagram and charts of a particular party, alliance or AC are indicative and do not represent them.
6. This publication which includes maps, sheets, graphs and data would be the property under copyright of Datanet only. The user may use these for its internal study, analysis and research purposes. It's public display, re-selling or any commercial uses by the user are not allowed.
7. Datanet has taken due care and caution in compilation and processing of data and allied information, but does not guarantee the accuracy, adequacy or completeness of any information/analysis and will be not responsible for any errors or omissions or for the results obtained from the use of such information/analysis.
8. All the contents for the publication have been culled from various authentic sources and Datanet reasonably believes such sources to be reliable, but does not make any representations, express or implied as to the accuracy or fitness of use of such information. The information or contents of the information/analysis do not constitute advice and should not be relied upon in making (or refraining from making) any decision. Any reliance placed upon the information provided by Datanet is the sole responsibility and strictly at the user's risk.
9. In no event will Datanet be liable for any damages (including, without limitation, damages for loss of business projects, or loss of profits) arising in contract, tort or otherwise from the use of or inability to use any of its contents, or from any action taken (or refrained from being taken) as a result of using the analysis or any of its contents. Datanet its directors, owners, editors, officials, employees, distributor and agents or any associate will not be liable for any errors in the information contained or any consequences arising from the use of the contents of the provided information/analysis.
10. If any provision of these terms and conditions is held invalid or illegal or unenforceable for any reason by any court of competent jurisdiction, such provision shall be severed and the remainder of provisions of the terms and conditions shall continue in full force and effect as if the Term of Use had been executed with the invalid, illegal or unenforceable provision eliminated.
11. If there are any discrepancies in the information provided, please bring it to attention of Datanet for suitable rectification measures.

**Buy Online This Complete Book At  
Datanet India eBooks Store**

[www.indiastatpublications.com](http://www.indiastatpublications.com)

or go directly at

[http://www.indiastatpublications.com/  
Assembly\\_factbook/Jharkhand/Jamshedpur/  
Jamshedpur\\_East](http://www.indiastatpublications.com/Assembly_factbook/Jharkhand/Jamshedpur/Jamshedpur_East)

 **india**stat**elections**

ISBN : 978-93-5301-983-9



9 789353 019839