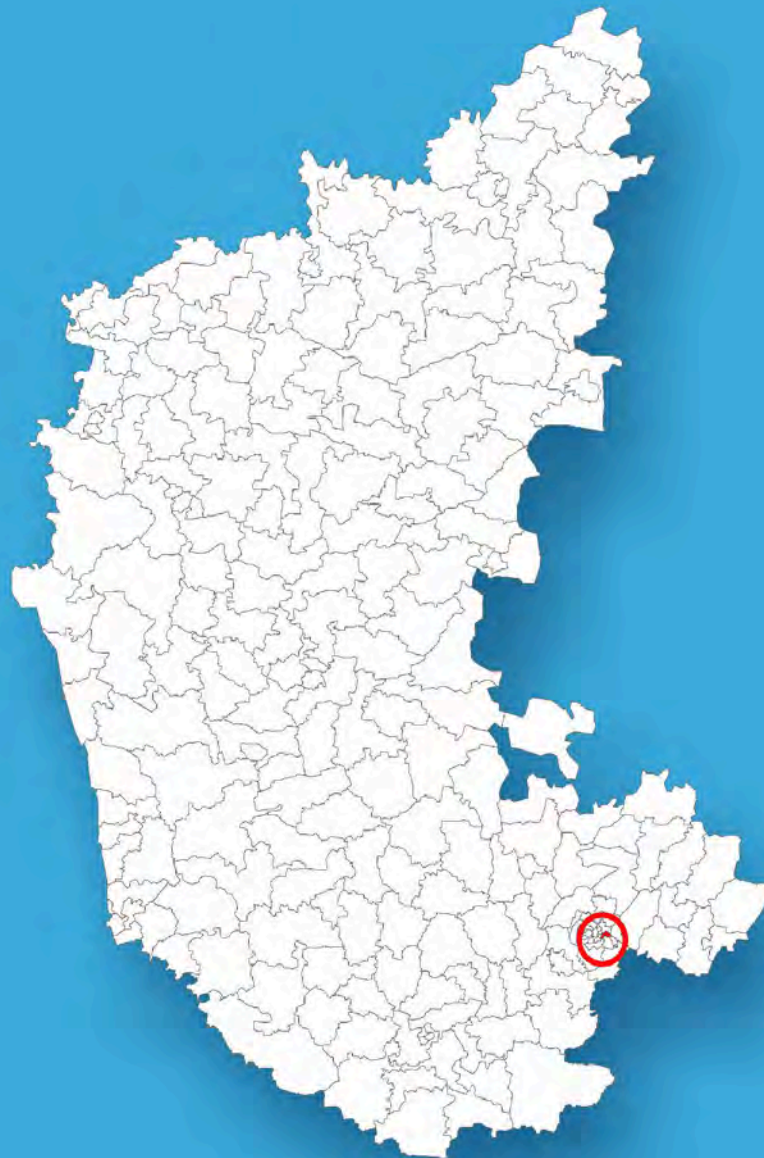




Karnataka

# Assembly Factbook™

Shivajinagar Assembly Constituency




Key Electoral Data of Shivajinagar  
Assembly Constituency (Vidhan Sabha)

Karnataka

# **Assembly Factbook™**

Shivajinagar Assembly Constituency



Shivajinagar Vidhan Sabha

**Editor & Director**

Dr. R.K. Thukral

**Research Editor**

Dr. Shafeeq Rahman

**Compiled, Researched and Published by  
Datanet India Pvt. Ltd.**

D-100, 1st Floor,

Okhla Industrial Area, Phase-I,

New Delhi- 110020.

Ph.: 91-11- 43580781-84

Email : support@indiastatpublications.com

Website : www.indiastatelections.com

**Online Book Store :**

www.indiastatpublications.com

**Report No. :** AFB/KA-162-0124

**ISBN :** 978-93-5763-947-7

**First Edition :** January, 2018

**Seventh Updated Edition :** January, 2024

**Price :** Rs.11500/-

US\$ 310

**© Datanet India Pvt. Ltd.**

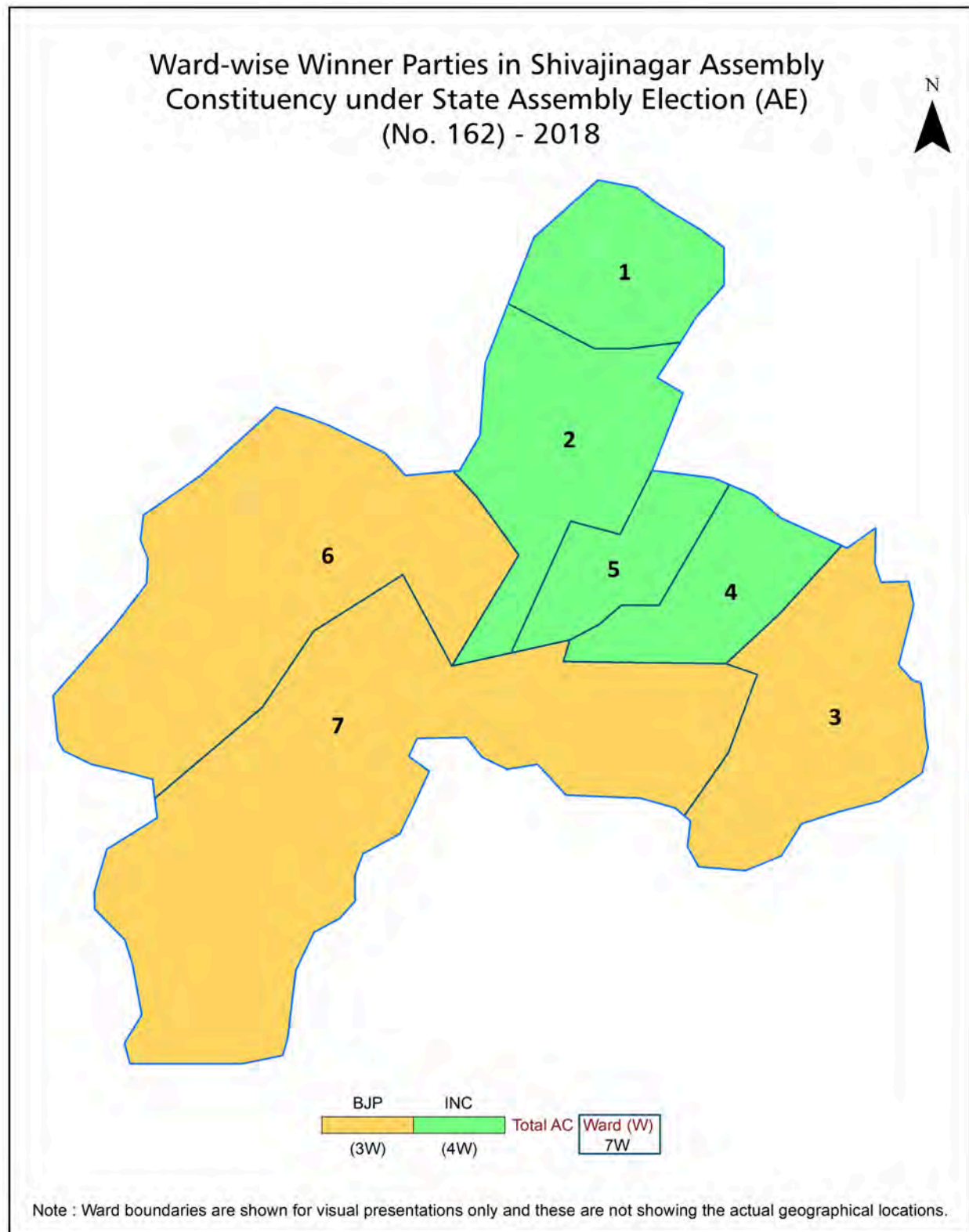
All rights reserved. No part of this book may be reproduced, stored in a retrieval system or transmitted in any form or by any means, mechanical photocopying, photographing, scanning, recording or otherwise without the prior written permission of the publisher. Please refer to Disclaimer at page no. 170 for the use of this publication.

Printed in India

## Contents

No.	Particulars	Page No.
	<b>Introduction</b>	
1	Assembly Constituency - (Vidhan Sabha) at a Glance   Features of Assembly as per Delimitation Commission of India (2008)	1-2
	<b>Location and Political Maps</b>	
2	Location Map   Boundaries of Assembly Constituency - (Vidhan Sabha) in District   Boundaries of Assembly Constituency under Parliamentary Constituency - (Lok Sabha)   Ward-wise Winner Parties- 2023, 2019, 2018, 2014, 2013 and 2009	3-11
	<b>Administrative Setup (2011)</b>	
3	District   Sub-district   Towns   Villages   Inhabited Villages   Uninhabited Villages   Village Panchayat   Intermediate Panchayat	12
	<b>Demographics (2011)</b>	
4	Population   Households   Rural/Urban Population   Ward by Population Size   Sex Ratio (Total & 0-6 Years)   Religious Population   Social Population   Literacy Rate	13-14
	<b>Electoral Features</b>	
5	Important Dates of Last Elections Held   Electors by Gender   Service Electors   Voters   Voters Turnout   Polling Stations & Average Number of Electors per Polling Station   Electors by Age Group   Present Elected Representatives	15-20
	<b>Historical Summary Election Results</b>	
6	Vote Share of Major Parties   Winning Margin (Number & Percentage)   Polarity of Parties   Summary Result of Assembly Segment of Parliamentary Elections 2019, 2014, 2009, 2004 and 1999   Summary Result of Assembly Elections 2023, 2018, 2013, 2008, 2004, 1999, 1994, 1989, 1985, 1983, 1978, 1972 and 1967	21-44
	<b>Polling Station Level Election Results</b>	
7	Name and Number of Polling Station 2023, 2019, 2018, 2014, 2013 and 2009   Polling Station-wise Electors, Voters & Voters Turnout 2023, 2019, 2018, 2014, 2013 and 2009   Polling Station wise Elections Results 2023, 2019, 2018, 2014, 2013 and 2009	45-165
	<b>Share of Assembly Constituency</b>	
8	Share of Assembly Constituency - (Vidhan Sabha) in State, District and Parliamentary Constituency - (Lok Sabha)	166
9	<b>Abbreviation &amp; Sources</b>	168-169
10	<b>Disclaimer</b>	170

## Location & Political Map

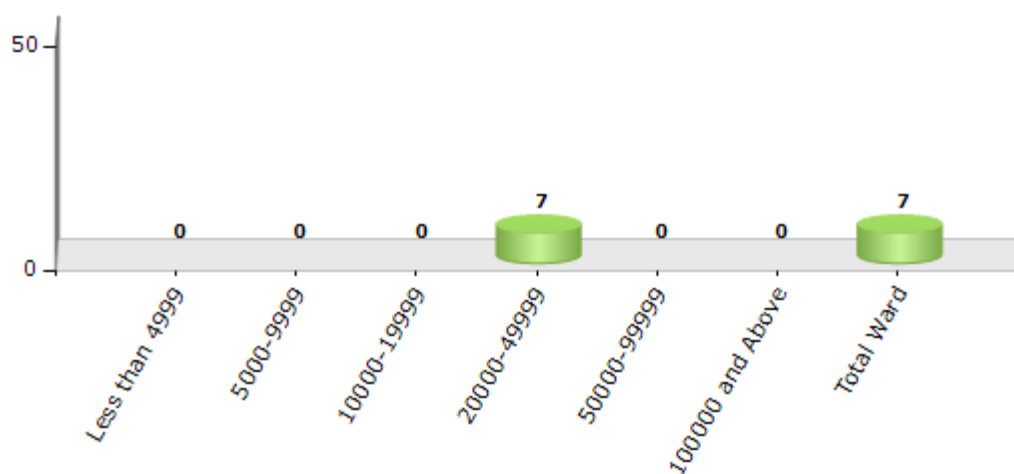


## Demographics

### Number of Ward by Population Size - 2011

Less than 4999	5000-9999	10000-19999	20000-49999	50000-99999	100000 and Above	Total Ward
0	0	0	7	0	0	7

Number of Ward by Population Size - 2011



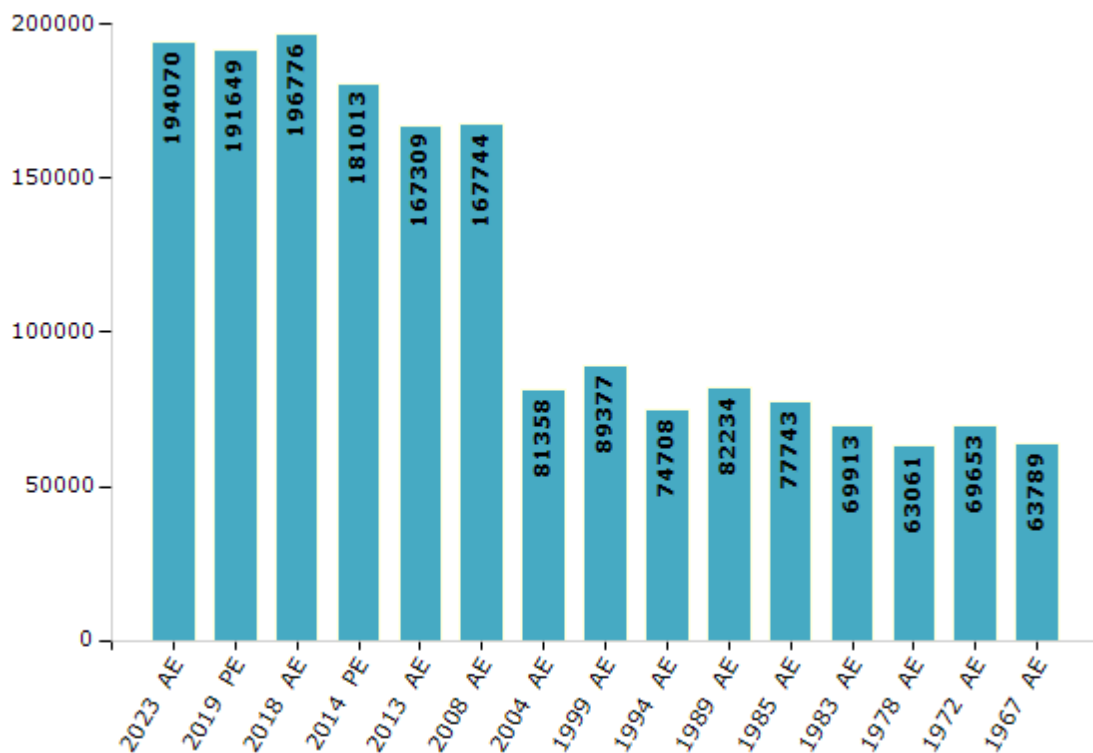


## Electoral Features

### Electors by Male & Female

Year	Male	Female	Others	Total	Year	Male	Female	Others	Total
2023 AE	97698	96362	10	194070	1999 AE	47933	41444	-	89377
2019 PE	96956	94692	1	191649	1994 AE	39671	35037	-	74708
2018 AE	99969	96803	4	196776	1989 AE	43142	39092	-	82234
2014 PE	92289	88712	12	181013	1985 AE	42060	35683	-	77743
2013 AE	85090	82219	0	167309	1983 AE	37399	32514	-	69913
2009 PE	-	-	-	-	1978 AE	34946	28115	-	63061
2008 AE	84778	82966	-	167744	1972 AE	37053	32600	-	69653
2004 PE	-	-	-	-	1967 AE	-	-	-	63789
2004 AE	42133	39225	-	81358	1962 AE	-	-	-	-
1999 PE	-	-	-	-	1957 AE	-	-	-	-

Number of Electors

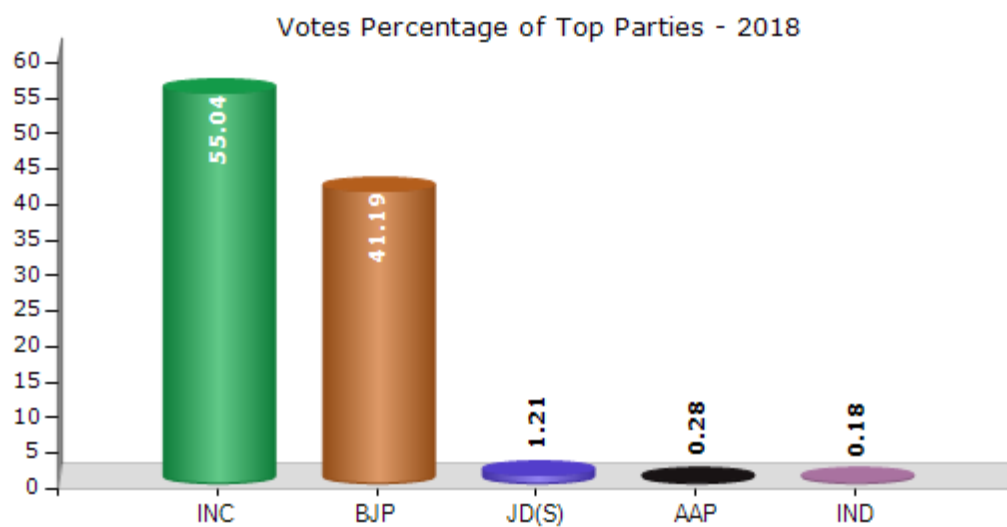


**Note :** AE : Assembly Election, PE : Assembly Segment of Parliamentary Election

## Historical Summary Election Results

### Summary Result of Assembly Election - 2018

Candidate Name	Party	Votes	Votes %
R Roshan Baig	INC	59742	55.04
Katta Subramanya Naidu	BJP	44702	41.19
Shaik Masthan Ali	JD(S)	1313	1.21
Ayub Khan	AAP	300	0.28
Robert Clive	IND	198	0.18
Syed Jaffar	AIMEP	104	0.1
K Narasimha	IND	99	0.09
Amjad Khan	ASP	96	0.09
Dr Philip Marian	RPI(A)	77	0.07
Anil Prakash	IND	70	0.06
Ambrose D" Mello	IND	57	0.05
Jeevan Stephen	BRPI	46	0.04
Dr Meer Layaq Hussain	IND	42	0.04
Shanawaz Ahmed	DRAPP	34	0.03
	NOTA	1654	1.52





## Polling Station Level Election Results

### Number and Name of Polling Stations (PS) (2023)

Number of Polling Stations	Name of Polling Stations	Number of Polling Stations	Name of Polling Stations
1	Al-Mubarak Girls English Primary & High School, Room No-4	22	Govt. Kannada Model Primary School, Room No-3 1St Cross Marappa Garden J C Nagar
2	Al-Mubarak Girls English Primary & High School, Room No-5	23	Good Hope High School, Room No 1 9Th Cross Chinnappa Garden
3	Government Kannada Model Primary School Room No-1 1St Cross Marappa Garden	24	Good Hope Nursery School, Room No.1 9Th Cross Chinnappa Garden
4	Government Kannada Model Primary School Room No-2 1St Cross Marappa Garden	25	Good Hope Nursery School, Room No.2 9Th Cross Chinnappa Garden
5	Al-Mubarak Girls English Primary & High School Room No.1, 1St Cross Kempaiah Block	26	Good Hope Nursery School, Room No.3 9Th Cross Chinnappa Garden
6	Al-Mubarak Girls English Primary & High School Room No.2 1St Cross Kempaiah Block	26A	Good Hope Nursery School, Room No.3 9Th Cross Chinnappa Garden
7	Al-Mubarak Girls English Primary & High School Room No.3 1St Cross Kempaiah Block	27	Sri Ayyappa Educational Institutions Room No.1 M R S Palya Nandidurga Road
8	Global Nursery Primary & High School Room No-1 4Th Main Chinnappa Garden	28	Sri Ayyappa Educational Institutions Room No.2 M.R.S Palya Nandidurga Road
9	Global Nursery Primary & High School Room No-2 4Th Main Chinnappa Garden	29	Sri Ayyappa Educational Institutions Room No.3 M R S Palya Nandi Durga Road
10	Bambino Public School No.24, Chinnappa Garden 2Nd Main Road, Room No-1	30	Sri Ayyappa Educational Institutions Room No.4 M R S Palya Nandi Durga Road
11	Bambino Public School No.24, Chinnappa Garden 2Nd Main Road, Bangalore-560046 Room No-2	31	Sri Ayyappa Educational Institutions Room No.5 M R S Palya Nandidurga Road
12	St. Jg Margaret Primary And High School English Medium Room No-1	32	Gulabi Higher Primary & High School, Room No.1 4Th Cross Nandidurga Road (Jayamahall Extension)
13	St. Jg Margaret Primary And High School English Medium Room No-2	33	Gulabi Higher Primary & High School , Room No 2 4Th Cross Nandi Durga Road (Jayamahall Extension)
14	St. Jg Margaret Primary And High School English Medium Room No-3	34	Bbnp Ward Office , Room No 1 Nandidurga Road (Jayamahall Extension)
15	Government Urdu Model Primary School, Room No-1 1St Cross Marappa Block Jc Nagar	35	United Theological College , Room No 1 Millers Road
16	Government Urdu Model Primary School,, Room No.2 1St Cross Marappa Block Jc Nagar	36	Quwathul Islam High School , Room No 1 Bore Bank Road
17	Government Urdu Model Primary School,, Room No-3 1St Cross Marappa Block Jc Nagar	37	Quwathul Islam High School , Room No 2 Bore Bank Road
18	Government Urdu Model Primary School Room No-4 1St Cross Marappa Block Jc Nagar	38	Bbnp Contact Point Room No.1 1St Main Road Vasanthanagar
19	Govt Kannada And Telugu Higher Primary School Room No-1 Chinnappa Garden Link Road Mrs Palya	39	Corporation Nursery School, Room No 1 1St Main Road Vasanthanagar
20	Govt Kannada And Telugu Higher Primary School Room No-2 Chinnappa Garden Link Road Mrs Palya	40	Corporation Nursery School, Room No.2 1St Main Road Vasanthanagar
21	Government Urdu Model Primary School Room No-5 1St Cross Marappa Block J C Nagar	41	Mount Carmel College, Room No.1 Palace Road Vasanthanagar

Contd....

## Polling Station Level Election Results

### Polling Station-wise Votes Secured by Overall Top Five Parties in Shivajinagar Assembly in Assembly Election (AE) under Bangalore Central Parliamentary Constituency in Karnataka (2023)

Number of Polling Station	Winner - Rizwan Arshad (INC)	Runner-up - Chandra.n. (BJP)	3rd - Prakash Nedungadi (AAP)	4th - B K Prasad (PBI)	5th - Robert Clive (IND)	NOTA	Other	Total Votes Secured
35	469	69	18	0	0	3	1	560
36	639	123	27	0	0	10	2	801
37	707	83	9	2	1	4	0	806
38	326	314	12	1	0	16	5	674
39	353	499	22	1	1	14	4	894
40	160	178	16	0	0	8	4	366
41	127	276	40	0	0	9	1	453
41A	91	245	45	2	0	13	1	397
42	174	397	19	1	1	8	4	604
43	106	242	14	0	0	4	1	367
44	96	381	9	0	0	9	3	498
45	109	375	18	0	1	3	1	507
46	52	286	9	0	0	11	1	359
47	80	348	5	0	1	10	2	446
48	79	341	13	0	0	13	0	446
49	341	361	6	1	0	4	3	716
50	325	402	17	2	0	17	2	765
51	318	451	21	1	0	12	4	807
52	174	128	9	0	0	9	2	322
53	492	70	3	1	1	2	4	573
54	553	49	1	1	0	2	2	608
55	504	108	1	0	0	4	10	627
56	421	58	0	0	0	0	8	487
57	266	162	3	1	1	2	3	438
58	447	181	10	0	1	2	4	645
59	508	157	12	2	2	2	2	685
60	479	254	4	1	3	4	4	749
61	291	418	4	2	2	8	8	733
62	393	127	2	0	0	2	6	530
63	459	121	1	1	0	4	1	587
64	232	131	1	1	2	5	1	373
65	331	272	4	0	0	2	3	612
66	472	36	0	1	0	0	3	512
67	216	213	2	0	0	5	4	440
68	598	10	1	1	0	0	1	611

Contd....

## Polling Station Level Election Results

**Winner, Runner-up and 3rd Party Position & Winning Margin According to Polling Stations in Shivajinagar Assembly in Assembly Election (AE) under Bangalore Central Parliamentary Constituency in Karnataka (2023)**

Polling Station Number	Winner Party	Winner Votes (%)	Runner-up Party	Runner-up Votes (%)	Winning Margin Votes (%)	Third Party	Third Party Votes (%)	Other Votes (%)
69	INC	315 (94.59)	BJP	15 (4.5)	300 (90.09)	AAP	1 (0.3)	2 (0.6)
70	INC	757 (85.83)	BJP	118 (13.38)	639 (72.45)	AAP	4 (0.45)	3 (0.34)
71	INC	677 (83.68)	BJP	113 (13.97)	564 (69.71)	AAP	8 (0.99)	11 (1.36)
72	INC	505 (79.03)	BJP	122 (19.09)	383 (59.94)	AAP	4 (0.63)	8 (1.25)
73	INC	278 (63.18)	BJP	158 (35.91)	120 (27.27)	AAP	3 (0.68)	1 (0.23)
74	BJP	325 (51.67)	INC	287 (45.63)	38 (6.04)	AAP	5 (0.79)	12 (1.91)
75	INC	810 (95.18)	BJP	35 (4.11)	775 (91.07)	AAP	4 (0.47)	2 (0.24)
76	INC	231 (55.93)	BJP	170 (41.16)	61 (14.77)	AAP	7 (1.69)	5 (1.21)
77	INC	363 (51.2)	BJP	332 (46.83)	31 (4.37)	AAP	4 (0.56)	10 (1.41)
78	BJP	247 (69.38)	INC	98 (27.53)	149 (41.85)	AAP	6 (1.69)	5 (1.4)
79	INC	395 (57.16)	BJP	278 (40.23)	117 (16.93)	AAP	7 (1.01)	11 (1.59)
80	INC	552 (95.83)	BJP	6 (1.04)	546 (94.79)	IND (MSA)	6 (1.04)	12 (2.08)
81	INC	678 (95.9)	BJP	12 (1.7)	666 (94.2)	AAP	5 (0.71)	12 (1.7)
82	INC	303 (94.69)	BJP	9 (2.81)	294 (91.88)	IND (TA)	3 (0.94)	5 (1.56)
83	INC	714 (91.3)	BJP	41 (5.24)	673 (86.06)	IND (TA)	17 (2.17)	10 (1.28)
84	INC	477 (91.73)	BJP	27 (5.19)	450 (86.54)	PBI	3 (0.58)	13 (2.5)
85	INC	281 (79.15)	BJP	66 (18.59)	215 (60.56)	AAP	3 (0.85)	5 (1.41)
86	INC	654 (80.64)	BJP	137 (16.89)	517 (63.75)	IND (MSA)	5 (0.62)	15 (1.85)
87	INC	735 (97.35)	BJP	9 (1.19)	726 (96.16)	PBI	4 (0.53)	7 (0.93)
88	INC	663 (92.73)	BJP	45 (6.29)	618 (86.44)	IND (TA)	3 (0.42)	4 (0.56)
89	INC	679 (88.07)	BJP	79 (10.25)	600 (77.82)	AAP	3 (0.39)	10 (1.3)
90	INC	393 (98.5)	BJP	1 (0.25)	392 (98.25)	AAP	1 (0.25)	4 (1)
91	INC	471 (92.72)	BJP	31 (6.1)	440 (86.62)	AAP	2 (0.39)	4 (0.79)
92	INC	417 (90.65)	BJP	35 (7.61)	382 (83.04)	IND (MH)	3 (0.65)	5 (1.09)
93	INC	352 (96.44)	BJP	4 (1.1)	348 (95.34)	PBI	3 (0.82)	6 (1.64)
94	INC	626 (96.46)	BJP	9 (1.39)	617 (95.07)	IND (MSA)	6 (0.92)	8 (1.23)
95	INC	402 (92.41)	BJP	27 (6.21)	375 (86.2)	AAP	3 (0.69)	3 (0.69)
96	INC	477 (91.55)	BJP	33 (6.33)	444 (85.22)	AAP	8 (1.54)	3 (0.58)
97	INC	837 (95.88)	BJP	22 (2.52)	815 (93.36)	IND (MRA)	4 (0.46)	10 (1.15)
98	BJP	700 (74.39)	INC	227 (24.12)	473 (50.27)	AAP	7 (0.74)	7 (0.74)
99	INC	502 (64.94)	BJP	261 (33.76)	241 (31.18)	AAP	2 (0.26)	8 (1.03)
100	BJP	274 (50.93)	INC	250 (46.47)	24 (4.46)	IND (MRA)	6 (1.12)	8 (1.49)
101	INC	361 (50.42)	BJP	325 (45.39)	36 (5.03)	AAP	9 (1.26)	21 (2.93)
102	BJP	215 (47.25)	INC	197 (43.3)	18 (3.95)	AAP	34 (7.47)	9 (1.98)
103	INC	441 (53.58)	BJP	346 (42.04)	95 (11.54)	AAP	13 (1.58)	23 (2.79)

Contd....

## DISCLAIMER

The Terms of Use and Disclaimer of Datanet India Private Limited (hereinafter referred to as "Datanet") for use of this analysis report of **Shivajinagar Assembly Constituency (Shivajinagar Vidhan Sabha)** :-

1. **Assembly Factbook™** is a Registered Trade Mark owned by Datanet.
2. All the maps are sketched and graphical representation only and have not been drawn to the scale and also not to represent the actual geographical area or boundary of the unit.
3. The data for the aforesaid analysis is based on authentic sources and has been culled from the various publications of Census, CSO and NSSO for district and block level data, various central and state government departments, Central & State Elections Commissions and the concerned Returning Officers' releases, Electoral Rolls, Election results and allied publications, internal assessment, surveys, estimates and analysis. Therefore, certain adjustment of data at micro level may have been done to arrive closer to the macro data.
4. Data have been provided on an "As Is" and "As AVAILABLE" basis
5. The colours shown in the maps or diagram and charts of a particular party, alliance or AC are indicative and do not represent them.
6. This publication which includes maps, sheets, graphs and data would be the property under copyright of Datanet only. The user may use these for its internal study, analysis and research purposes. It's public display, re-selling or any commercial uses by the user are not allowed.
7. Datanet has taken due care and caution in compilation and processing of data and allied information, but does not guarantee the accuracy, adequacy or completeness of any information/analysis and will be not responsible for any errors or omissions or for the results obtained from the use of such information/analysis.
8. All the contents for the publication have been culled from various authentic sources and Datanet reasonably believes such sources to be reliable, but does not make any representations, express or implied as to the accuracy or fitness of use of such information. The information or contents of the information/analysis do not constitute advice and should not be relied upon in making (or refraining from making) any decision. Any reliance placed upon the information provided by Datanet is the sole responsibility and strictly at the user's risk.
9. In no event will Datanet be liable for any damages (including, without limitation, damages for loss of business projects, or loss of profits) arising in contract, tort or otherwise from the use of or inability to use any of its contents, or from any action taken (or refrained from being taken) as a result of using the analysis or any of its contents. Datanet its directors, owners, editors, officials, employees, distributor and agents or any associate will not be liable for any errors in the information contained or any consequences arising from the use of the contents of the provided information/analysis.
10. If any provision of these terms and conditions is held invalid or illegal or unenforceable for any reason by any court of competent jurisdiction, such provision shall be severed and the remainder of provisions of the terms and conditions shall continue in full force and effect as if the Term of Use had been executed with the invalid, illegal or unenforceable provision eliminated.
11. If there are any discrepancies in the information provided, please bring it to attention of Datanet for suitable rectification measures.

**Buy Online This Complete Book At  
Datanet India eBooks Store**

**[www.indiastatpublications.com](http://www.indiastatpublications.com)**

**or go directly at**

**[http://www.indiastatpublications.com/  
Assembly\\_factbook/Karnataka/Bangalore\\_Central/  
Shivajinagar](http://www.indiastatpublications.com/Assembly_factbook/Karnataka/Bangalore_Central/Shivajinagar)**

 **indiastat**elections

ISBN : 978-93-5763-947-7



9 789357 639477