



Karnataka

Assembly Factbook™

Chickpet Assembly Constituency



Key Electoral Data of Chickpet
Assembly Constituency (Vidhan Sabha)



indiastatpublications

Karnataka

Assembly Factbook™

Chickpet Assembly Constituency



Chickpet Vidhan Sabha

Editor & Director

Dr. R.K. Thukral

Research Editor

Dr. Shafeeq Rahman

**Compiled, Researched and Published by
Datanet India Pvt. Ltd.**

D-100, 1st Floor,

Okhla Industrial Area, Phase-I,

New Delhi- 110020.

Ph.: 91-11- 43580781-84

Email : support@indiastatpublications.com

Website : <http://www.indiastatelections.com>

Online Book Store :

www.indiastatpublications.com

Report No. : AFB/KA-169-0125

ISBN : 978-93-5763-967-5

First Edition : January, 2018

Eighth Updated Edition : January, 2025

Price : Rs.11500/-

US\$ 310

© Datanet India Pvt. Ltd.

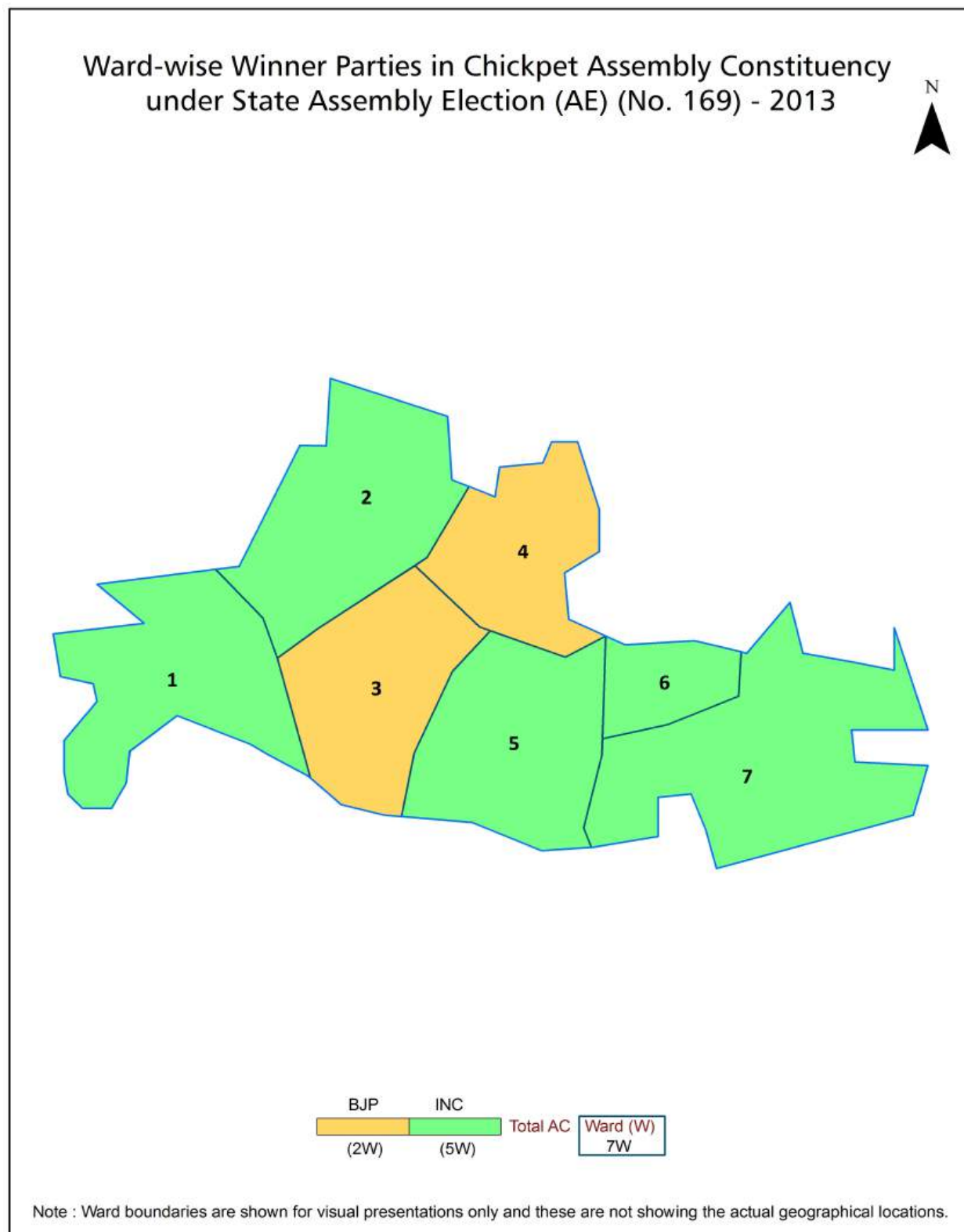
All rights reserved. No part of this book may be reproduced, stored in a retrieval system or transmitted in any form or by any means, mechanical photocopying, photographing, scanning, recording or otherwise without the prior written permission of the publisher. Please refer to Disclaimer at page no. 195 for the use of this publication.

Printed in India

Contents

| No. | Particulars | Page No. |
|-----|---|----------|
| | Introduction | |
| 1 | Assembly Constituency - (Vidhan Sabha) at a Glance Features of Assembly as per Delimitation Commission of India (2008) | 1-2 |
| | Location and Political Maps | |
| 2 | Location Map Boundaries of Assembly Constituency - (Vidhan Sabha) in District Boundaries of Assembly Constituency under Parliamentary Constituency - (Lok Sabha) Ward-wise Winner Parties- 2024, 2023, 2019, 2018, 2014, 2013 and 2009 | 3-11 |
| | Administrative Setup (2011) | |
| 3 | District Sub-district Towns Villages Inhabited Villages Uninhabited Villages Village Panchayat Intermediate Panchayat | 12 |
| | Demographics (2011) | |
| 4 | Population Households Rural/Urban Population Ward by Population Size Sex Ratio (Total & 0-6 Years) Religious Population Social Population Literacy Rate | 13-14 |
| | Electoral Features | |
| 5 | Important Dates of Last Elections Held Electors by Gender Service Electors Voters Voters Turnout Polling Stations & Average Number of Electors per Polling Station Electors by Age Group Present Elected Representatives | 15-20 |
| | Historical Summary Election Results | |
| 6 | Vote Share of Major Parties Winning Margin (Number & Percentage) Polarity of Parties Summary Result of Assembly Segment of Parliamentary Elections 2024, 2019, 2014, 2009, 2004 and 1999 Summary Result of Assembly Elections 2023, 2018, 2013, 2008, 2004, 1999, 1994, 1989, 1985, 1983, 1978, 1972, 1967, 1962 and 1957 | 21-44 |
| | Polling Station Level Election Results | |
| 7 | Name and Number of Polling Station 2024, 2023, 2019, 2018, 2014, 2013 and 2009 Polling Station-wise Electors, Voters & Voters Turnout 2024, 2023, 2019, 2018, 2014, 2013 and 2009 Polling Station wise Elections Results 2024, 2023, 2019, 2018, 2014, 2013 and 2009 | 45-189 |
| | Share of Assembly Constituency | |
| 8 | Share of Assembly Constituency - (Vidhan Sabha) in State, District and Parliamentary Constituency - (Lok Sabha) | 190 |
| 9 | Abbreviation & Sources | 193-194 |
| 10 | Disclaimer | 195 |

Location & Political Map

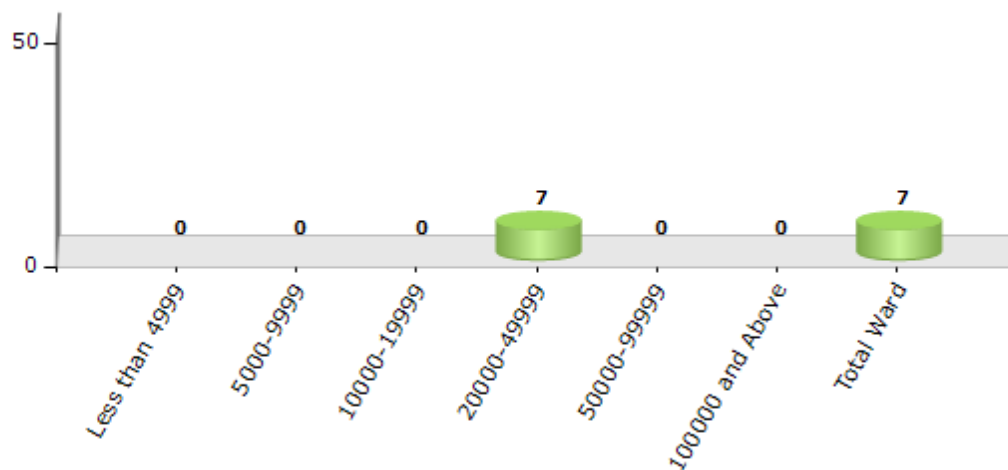


Demographics

Number of Ward by Population Size - 2011

| Less than 4999 | 5000-9999 | 10000-19999 | 20000-49999 | 50000-99999 | 100000 and Above | Total Ward |
|----------------|-----------|-------------|-------------|-------------|------------------|------------|
| 0 | 0 | 0 | 7 | 0 | 0 | 7 |

Number of Ward by Population Size - 2011

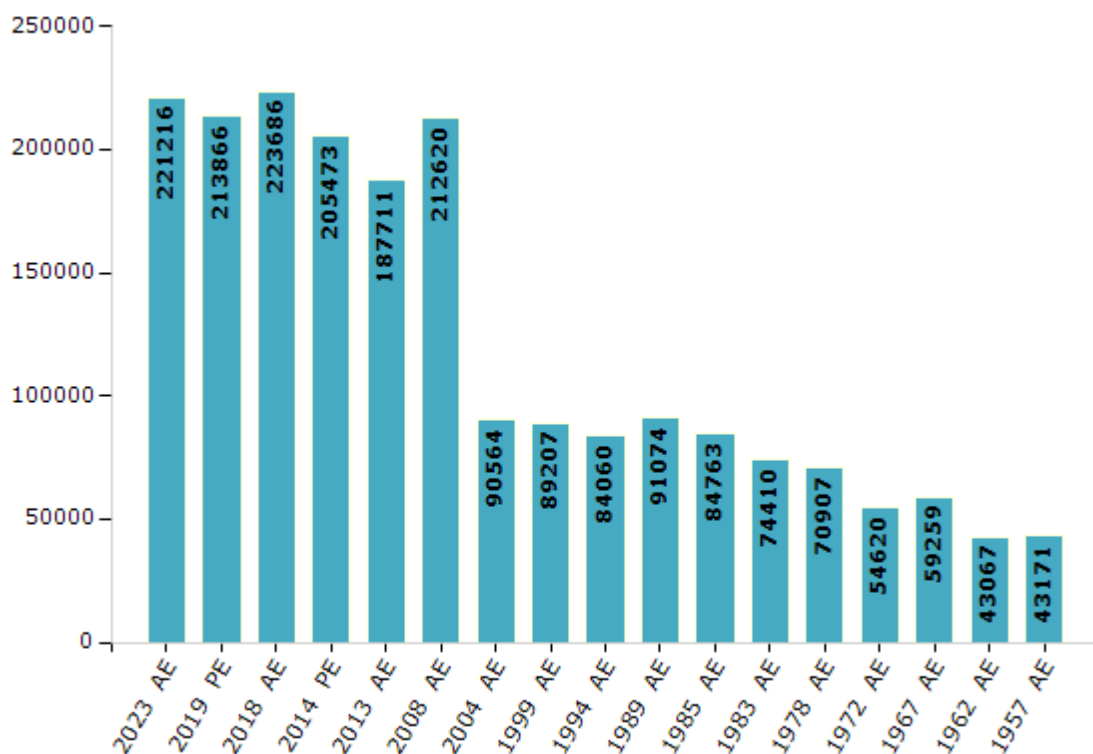


Electoral Features

Electors by Male & Female

| Year | Male | Female | Others | Total | Year | Male | Female | Others | Total |
|---------|--------|--------|--------|--------|---------|-------|--------|--------|-------|
| 2023 AE | 112777 | 108420 | 19 | 221216 | 1999 AE | 48395 | 40812 | - | 89207 |
| 2019 PE | 109537 | 104315 | 14 | 213866 | 1994 AE | 45249 | 38811 | - | 84060 |
| 2018 AE | 115316 | 108358 | 12 | 223686 | 1989 AE | 49853 | 41221 | - | 91074 |
| 2014 PE | 106715 | 98743 | 15 | 205473 | 1985 AE | 47159 | 37604 | - | 84763 |
| 2013 AE | 97322 | 90372 | 17 | 187711 | 1983 AE | 40980 | 33430 | - | 74410 |
| 2009 PE | - | - | - | - | 1978 AE | 39122 | 31785 | - | 70907 |
| 2008 AE | 109373 | 103247 | - | 212620 | 1972 AE | 30697 | 23923 | - | 54620 |
| 2004 PE | - | - | - | - | 1967 AE | - | - | - | 59259 |
| 2004 AE | 48341 | 42223 | - | 90564 | 1962 AE | - | - | - | 43067 |
| 1999 PE | - | - | - | - | 1957 AE | - | - | - | 43171 |

Number of Electors



Note : AE : Assembly Election, PE : Assembly Segment of Parliamentary Election

Historical Summary Election Results

Summary Result of Assembly Election - 2018

| Candidate Name | Party | Votes | Votes % |
|-------------------------------|-------|-------|---------|
| Uday B.Garudachar | BJP | 57312 | 44.46 |
| R.V.Devraj | INC | 49378 | 38.3 |
| Mujahid Pasha.A | SDPI | 11700 | 9.08 |
| Dr D.Hemachandra Sagar | JD(S) | 6286 | 4.88 |
| Bharat Sanghvi | IND | 487 | 0.38 |
| Rakesh Kumar Shukla | IND | 442 | 0.34 |
| Basavaraj Vaijanath Jemshetty | IND | 261 | 0.2 |
| R.Shekar | IND | 213 | 0.17 |
| Afsar Khan. R.K | AIMEP | 171 | 0.13 |
| Praveen.V.K | IND | 140 | 0.11 |
| Rajendra Kumar M. Solanki | IND | 136 | 0.11 |
| Thyagaraj | RPSN | 115 | 0.09 |
| M.Srinivasa Murthy | IND | 94 | 0.07 |
| Syed Shazad Ahmed | IND | 88 | 0.07 |
| Purandara Upadhyaya G | IND | 87 | 0.07 |
| Syed Iqbal | IND | 81 | 0.06 |
| N. Kishore Kumar | ABHM | 78 | 0.06 |
| Arun Prasad. A | IND | 66 | 0.05 |
| Sadat Ali | IND | 65 | 0.05 |
| Syed Riyaz | IND | 64 | 0.05 |
| N.Muniyppa | RPI | 56 | 0.04 |
| Asgar A Mohin S M | IND | 53 | 0.04 |
| Shivakumar.K.S | IND | 51 | 0.04 |
| Shafiulla Shariff | IND | 46 | 0.04 |
| B. Chikkanagesha | IND | 43 | 0.03 |
| C.Nanjundappa | IND | 36 | 0.03 |
| P. Amarnath | IND | 31 | 0.02 |
| | NOTA | 1340 | 1.04 |

Polling Station Level Election Results

Number and Name of Polling Stations (PS) (2023)

| Number of Polling Stations | Name of Polling Stations | Number of Polling Stations | Name of Polling Stations |
|----------------------------|--|----------------------------|--|
| 1 | Bbmp Samyuktha High School, Pu College Kannada & English Medium, Room No-1 | 22 | S L N High School, Degree Arts & Commerce College, Room No - 1 |
| 2 | Bbmp Samyuktha High School, Pu College Kannada & English Medium, Room No-2 | 23 | S L N High School, Degree Arts & Commerce College, Room No.2 |
| 3 | Badavara Balaga Educational Institution-Gandhi Ashrama School, Room No - 1 | 24 | Kumbaragundi Vinobha Harijan Seva Sangha Room No -1 |
| 4 | Badavara Balaga Educational Institution-Gandhi Ashrama School, Room No - 2 | 25 | Government College Of Pharmacy, Room No-1 'A' Block |
| 5 | Badavara Balaga Educational Institution-Gandhi Ashrama School, Room No - 3 | 26 | Government College Of Pharmacy, Room No 2, 'A' Block |
| 6 | Lourdes Higher Primary School, Room No - 1 | 27 | Government College Of Pharmacy, Room No.3, 'A' Block |
| 7 | Lourdes Higher Primary School, Room No - 2 | 28 | Government College Of Pharmacy, Room No-4, 'A' Block |
| 8 | Sjm Nursery Primary, High School, Room No-1 | 29 | Government College Of Pharmacy, Room No-5,'A' Block |
| 9 | Abbas Khan Women'S College, Room No-1 | 30 | Government College Of Pharmacy, Room No-6,'A' Block |
| 10 | Abbas Khan Women'S College, Room No-2 | 31 | Government College Of Pharmacy, Room No-1,'B' Block |
| 11 | Abbas Khan Women`S College, Room No - 3 | 32 | Government College Of Pharmacy, Room No-2,'B' Block |
| 12 | Nammura Government Junior Primary School, Room No - 1 | 33 | City Central Library, R.R.M.R.Layout |
| 13 | Nammura Government Junior Primary School, Room No - 3 | 34 | Corporation Montessori School, Room No-1 |
| 14 | Nammura Government Junior Primary School, Room No - 4 | 35 | Corporation Montessori School, Room No.2 |
| 15 | Office Of The Medical Officer Of Health (Mosquito Control) Room No - 1 | 36 | M.M.E.S Higher And Secondary, Room No.1 |
| 16 | Office Of The Medical Officer Of Health (Mosquito Control) Room No-2 | 37 | M.M.E.S Higher And Secondary School, Room No - 2 |
| 17 | Dasappa Urban Primary Health Center, Room No-1 | 38 | Bangalore Mahanagara Palike Shishu Vihara, Higher Primary School, Room No.1 |
| 18 | Bbmp Ward No.119 Contact Point (Health Inspector), Room No - 1 | 39 | Girls Government Pre University College, Vanivilas Edn Institute, Room No - 1 |
| 19 | United Mission High School, Room No - 1 | 40 | Government(Dr.Apj Abdul Kalam)Urdu English Higher Primary School, Room No-1, Lalbagh Fort Road, |
| 20 | United Mission High School, Room No-2 | 41 | Government(Dr.Apj Abdul Kalam)Urdu English Higher Primary School, Room No-2, Lalbagh Fort Road, |
| 21 | United Mission High School Room No-3 | 42 | Goverment (Dr.Apj Abdul Kalam) Urdu English Higher Primary School, Room No-3, Lalbagh Fort Road, |

Contd....

Polling Station Level Election Results

Polling Station-wise Votes Secured by Overall Top Five Parties in Chickpet Assembly in Assembly Election (AE) under Bangalore South Parliamentary Constituency in Karnataka (2023)

| Number of Polling Station | Winner - Uday B. Garudachar (BJP) | Runner-up - R. V. Devraj (INC) | 3rd - K G F Babu @ Yousuf Shariff (IND) | 4th - Imran Pasha (JD(S)) | 5th - M. V. Vishnu (UPJP) | NOTA | Other | Total Votes Secured |
|---------------------------|-----------------------------------|--------------------------------|---|---------------------------|---------------------------|------|-------|---------------------|
| 36 | 87 | 272 | 103 | 4 | 1 | 2 | 5 | 474 |
| 37 | 232 | 475 | 162 | 3 | 1 | 5 | 7 | 885 |
| 38 | 62 | 243 | 122 | 8 | 0 | 1 | 5 | 441 |
| 39 | 351 | 302 | 19 | 2 | 3 | 7 | 10 | 694 |
| 40 | 33 | 197 | 212 | 4 | 1 | 3 | 8 | 458 |
| 41 | 187 | 232 | 313 | 3 | 3 | 5 | 9 | 752 |
| 42 | 327 | 334 | 49 | 4 | 1 | 5 | 7 | 727 |
| 43 | 164 | 270 | 286 | 1 | 1 | 6 | 6 | 734 |
| 44 | 294 | 363 | 299 | 8 | 2 | 6 | 15 | 987 |
| 45 | 231 | 265 | 156 | 3 | 2 | 4 | 8 | 669 |
| 46 | 78 | 200 | 41 | 0 | 0 | 0 | 1 | 320 |
| 47 | 501 | 170 | 154 | 2 | 3 | 4 | 12 | 846 |
| 48 | 83 | 438 | 248 | 4 | 3 | 1 | 1 | 778 |
| 49 | 265 | 550 | 85 | 4 | 1 | 1 | 8 | 914 |
| 50 | 382 | 105 | 105 | 3 | 3 | 2 | 18 | 618 |
| 51 | 220 | 171 | 82 | 3 | 5 | 7 | 5 | 493 |
| 52 | 137 | 97 | 44 | 2 | 5 | 3 | 4 | 292 |
| 53 | 329 | 75 | 11 | 5 | 0 | 11 | 4 | 435 |
| 54 | 16 | 382 | 465 | 9 | 0 | 2 | 17 | 891 |
| 55 | 74 | 343 | 472 | 6 | 0 | 4 | 11 | 910 |
| 56 | 163 | 223 | 125 | 8 | 2 | 1 | 2 | 524 |
| 57 | 387 | 94 | 38 | 0 | 3 | 7 | 5 | 534 |
| 58 | 366 | 146 | 29 | 0 | 5 | 9 | 2 | 557 |
| 59 | 330 | 103 | 26 | 3 | 2 | 6 | 4 | 474 |
| 60 | 422 | 202 | 33 | 1 | 2 | 8 | 5 | 673 |
| 61 | 307 | 235 | 68 | 8 | 6 | 7 | 5 | 636 |
| 62 | 111 | 237 | 55 | 2 | 0 | 5 | 1 | 411 |
| 63 | 82 | 459 | 205 | 3 | 0 | 1 | 8 | 758 |
| 64 | 18 | 338 | 221 | 11 | 0 | 1 | 6 | 595 |
| 65 | 43 | 138 | 112 | 8 | 0 | 0 | 4 | 305 |
| 66 | 633 | 265 | 34 | 13 | 11 | 14 | 17 | 987 |
| 67 | 314 | 236 | 52 | 43 | 12 | 11 | 16 | 684 |
| 68 | 468 | 226 | 20 | 23 | 8 | 10 | 15 | 770 |
| 69 | 243 | 92 | 11 | 11 | 2 | 1 | 6 | 366 |
| 70 | 311 | 115 | 7 | 13 | 10 | 14 | 5 | 475 |

Contd....

Polling Station Level Election Results

Winner, Runner-up and 3rd Party Position & Winning Margin According to Polling Stations in Chickpet Assembly in Assembly Election (AE) under Bangalore South Parliamentary Constituency in Karnataka (2023)

| Polling Station Number | Winner Party | Winner Votes (%) | Runner-up Party | Runner-up Votes (%) | Winning Margin Votes (%) | Third Party | Third Party Votes (%) | Other Votes (%) |
|------------------------|--------------|------------------|-----------------|---------------------|--------------------------|-------------|-----------------------|-----------------|
| 71 | BJP | 256 (43.91) | INC | 207 (35.51) | 49 (8.4) | IND (KGFB) | 61 (10.46) | 59 (10.12) |
| 72 | BJP | 455 (69.89) | INC | 117 (17.97) | 338 (51.92) | IND (KGFB) | 43 (6.61) | 36 (5.53) |
| 73 | BJP | 384 (67.96) | INC | 111 (19.65) | 273 (48.31) | IND (KGFB) | 33 (5.84) | 37 (6.55) |
| 74 | BJP | 245 (52.13) | INC | 131 (27.87) | 114 (24.26) | JD(S) | 33 (7.02) | 61 (12.98) |
| 75 | BJP | 411 (60.09) | INC | 170 (24.85) | 241 (35.24) | IND (KGFB) | 56 (8.19) | 47 (6.87) |
| 76 | BJP | 310 (63.14) | INC | 125 (25.46) | 185 (37.68) | JD(S) | 19 (3.87) | 37 (7.54) |
| 77 | BJP | 313 (45.04) | INC | 229 (32.95) | 84 (12.09) | IND (KGFB) | 69 (9.93) | 84 (12.09) |
| 78 | BJP | 332 (46.63) | INC | 246 (34.55) | 86 (12.08) | IND (KGFB) | 66 (9.27) | 68 (9.55) |
| 79 | INC | 390 (50.98) | BJP | 283 (36.99) | 107 (13.99) | IND (KGFB) | 48 (6.27) | 44 (5.75) |
| 80 | INC | 362 (44.25) | BJP | 359 (43.89) | 3 (0.36) | IND (KGFB) | 44 (5.38) | 53 (6.48) |
| 81 | BJP | 512 (81.53) | INC | 79 (12.58) | 433 (68.95) | JD(S) | 14 (2.23) | 23 (3.66) |
| 82 | BJP | 216 (56.4) | INC | 108 (28.2) | 108 (28.2) | IND (KGFB) | 23 (6.01) | 36 (9.4) |
| 83 | BJP | 438 (60.5) | INC | 189 (26.1) | 249 (34.4) | IND (KGFB) | 43 (5.94) | 54 (7.46) |
| 84 | BJP | 305 (65.03) | INC | 101 (21.54) | 204 (43.49) | IND (KGFB) | 32 (6.82) | 31 (6.61) |
| 85 | BJP | 549 (81.94) | INC | 74 (11.04) | 475 (70.9) | IND (KGFB) | 10 (1.49) | 37 (5.52) |
| 86 | BJP | 548 (84.83) | INC | 49 (7.59) | 499 (77.24) | JD(S) | 15 (2.32) | 34 (5.26) |
| 87 | BJP | 552 (87.62) | INC | 40 (6.35) | 512 (81.27) | JD(S) | 12 (1.9) | 26 (4.13) |
| 88 | BJP | 642 (83.92) | INC | 80 (10.46) | 562 (73.46) | AAP | 16 (2.09) | 27 (3.53) |
| 89 | BJP | 699 (89.39) | INC | 54 (6.91) | 645 (82.48) | IND (KGFB) | 4 (0.51) | 25 (3.2) |
| 90 | BJP | 332 (53.9) | INC | 181 (29.38) | 151 (24.52) | IND (KGFB) | 85 (13.8) | 18 (2.92) |
| 91 | INC | 304 (51.35) | BJP | 140 (23.65) | 164 (27.7) | IND (KGFB) | 124 (20.95) | 24 (4.05) |
| 92 | BJP | 576 (84.83) | INC | 52 (7.66) | 524 (77.17) | IND (KGFB) | 25 (3.68) | 26 (3.83) |
| 93 | BJP | 239 (40.3) | INC | 238 (40.13) | 1 (0.17) | IND (KGFB) | 82 (13.83) | 34 (5.73) |
| 94 | BJP | 277 (37.13) | INC | 277 (37.13) | 0 (0) | IND (KGFB) | 154 (20.64) | 38 (5.09) |
| 95 | BJP | 404 (81.78) | INC | 42 (8.5) | 362 (73.28) | IND (KGFB) | 35 (7.09) | 13 (2.63) |
| 96 | INC | 358 (47.48) | IND (KGFB) | 267 (35.41) | 91 (12.07) | BJP | 114 (15.12) | 15 (1.99) |
| 97 | INC | 261 (37.88) | BJP | 208 (30.19) | 53 (7.69) | IND (KGFB) | 199 (28.88) | 21 (3.05) |
| 98 | BJP | 307 (37.9) | INC | 288 (35.56) | 19 (2.34) | IND (KGFB) | 182 (22.47) | 33 (4.07) |
| 99 | BJP | 430 (74.39) | INC | 111 (19.2) | 319 (55.19) | IND (KGFB) | 14 (2.42) | 23 (3.98) |
| 100 | BJP | 443 (53.89) | IND (KGFB) | 200 (24.33) | 243 (29.56) | INC | 151 (18.37) | 28 (3.41) |
| 101 | BJP | 323 (44.19) | IND (KGFB) | 204 (27.91) | 119 (16.28) | INC | 178 (24.35) | 26 (3.56) |
| 102 | INC | 313 (35.85) | IND (KGFB) | 280 (32.07) | 33 (3.78) | BJP | 258 (29.55) | 22 (2.52) |
| 103 | BJP | 399 (58.25) | INC | 157 (22.92) | 242 (35.33) | IND (KGFB) | 102 (14.89) | 27 (3.94) |
| 104 | BJP | 422 (52.55) | IND (KGFB) | 207 (25.78) | 215 (26.77) | INC | 150 (18.68) | 24 (2.99) |
| 105 | BJP | 413 (45.58) | IND (KGFB) | 254 (28.04) | 159 (17.54) | INC | 206 (22.74) | 33 (3.64) |

Contd....

DISCLAIMER

The Terms of Use and Disclaimer of Datanet India Private Limited (hereinafter referred to as "Datanet") for use of this analysis report of **Chickpet Assembly Constituency (Chickpet Vidhan Sabha) :-**

1. **Assembly Factbook™** is a Registered Trade Mark owned by Datanet.
2. All the maps are sketched and graphical representation only and have not been drawn to the scale and also not to represent the actual geographical area or boundary of the unit.
3. The data for the aforesaid analysis is based on authentic sources and has been culled from the various publications of Census, CSO and NSSO for district and block level data, various central and state government departments, Central & State Elections Commissions and the concerned Returning Officers' releases, Electoral Rolls, Election results and allied publications, internal assessment, surveys, estimates and analysis. Therefore, certain adjustment of data at micro level may have been done to arrive closer to the macro data.
4. Data have been provided on an "As Is" and "As AVAILABLE" basis
5. The colours shown in the maps or diagram and charts of a particular party, alliance or AC are indicative and do not represent them.
6. This publication which includes maps, sheets, graphs and data would be the property under copyright of Datanet only. The user may use these for its internal study, analysis and research purposes. It's public display, re-selling or any commercial uses by the user are not allowed.
7. Datanet has taken due care and caution in compilation and processing of data and allied information, but does not guarantee the accuracy, adequacy or completeness of any information/analysis and will be not responsible for any errors or omissions or for the results obtained from the use of such information/analysis.
8. All the contents for the publication have been culled from various authentic sources and Datanet reasonably believes such sources to be reliable, but does not make any representations, express or implied as to the accuracy or fitness of use of such information. The information or contents of the information/analysis do not constitute advice and should not be relied upon in making (or refraining from making) any decision. Any reliance placed upon the information provided by Datanet is the sole responsibility and strictly at the user's risk.
9. In no event will Datanet be liable for any damages (including, without limitation, damages for loss of business projects, or loss of profits) arising in contract, tort or otherwise from the use of or inability to use any of its contents, or from any action taken (or refrained from being taken) as a result of using the analysis or any of its contents. Datanet its directors, owners, editors, officials, employees, distributor and agents or any associate will not be liable for any errors in the information contained or any consequences arising from the use of the contents of the provided information/analysis.
10. If any provision of these terms and conditions is held invalid or illegal or unenforceable for any reason by any court of competent jurisdiction, such provision shall be severed and the remainder of provisions of the terms and conditions shall continue in full force and effect as if the Term of Use had been executed with the invalid, illegal or unenforceable provision eliminated.
11. If there are any discrepancies in the information provided, please bring it to attention of Datanet for suitable rectification measures.

Buy Online This Complete Book At
Indiastat Publication Book Store

www.indiastatpublications.com

or go directly at

[http://www.indiastatpublications.com/
Assembly_factbook/Karnataka/Bangalore_South/ Chickpet](http://www.indiastatpublications.com/Assembly_factbook/Karnataka/Bangalore_South/Chickpet)

 **indiastat**elections

ISBN : 978-93-5763-967-5



9 789357 639675