



Karnataka

# Assembly Factbook™

Jayanagar Assembly Constituency

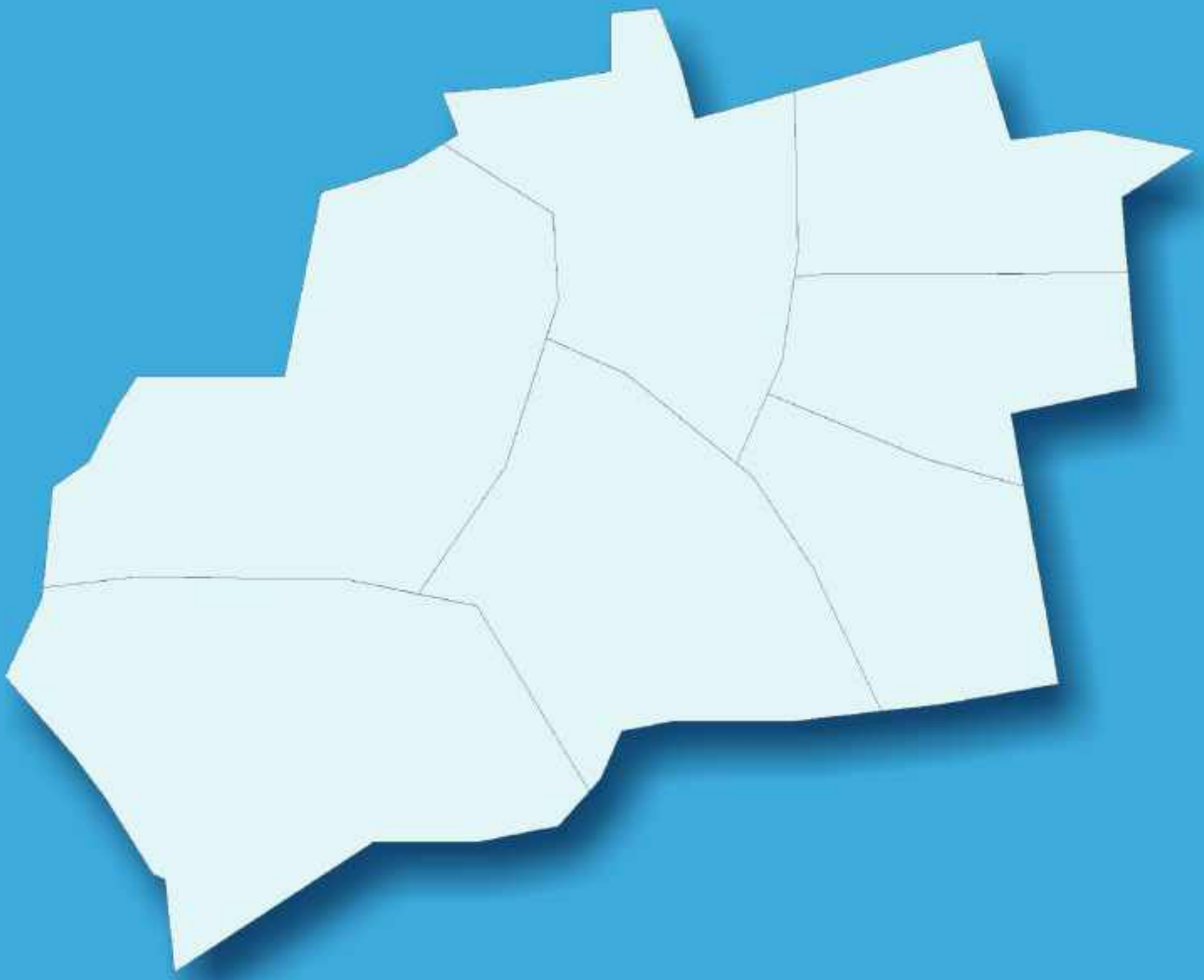


Key Electoral Data of Jayanagar  
Assembly Constituency (Vidhan Sabha)

Karnataka

# Assembly Factbook™

Jayanagar Assembly Constituency



Jayanagar Vidhan Sabha

## **Editor & Director**

Dr. R.K. Thukral

## **Research Editor**

Dr. Shafeeq Rahman

## **Compiled, Researched and Published by Datanet India Pvt. Ltd.**

D-100, 1st Floor,

Okhla Industrial Area, Phase-I,

New Delhi- 110020.

Ph.: 91-11- 43580781-84

Email : support@indiastatpublications.com

Website : <http://www.indiastatelections.com>

## **Online Book Store :**

[www.indiastatpublications.com](http://www.indiastatpublications.com)

**Report No. :** AFB/KA-173-0125

**ISBN :** 978-93-5763-942-2

**First Edition :** January, 2018

**Eighth Updated Edition :** January, 2025

**Price :** Rs.11500/-

US\$ 310

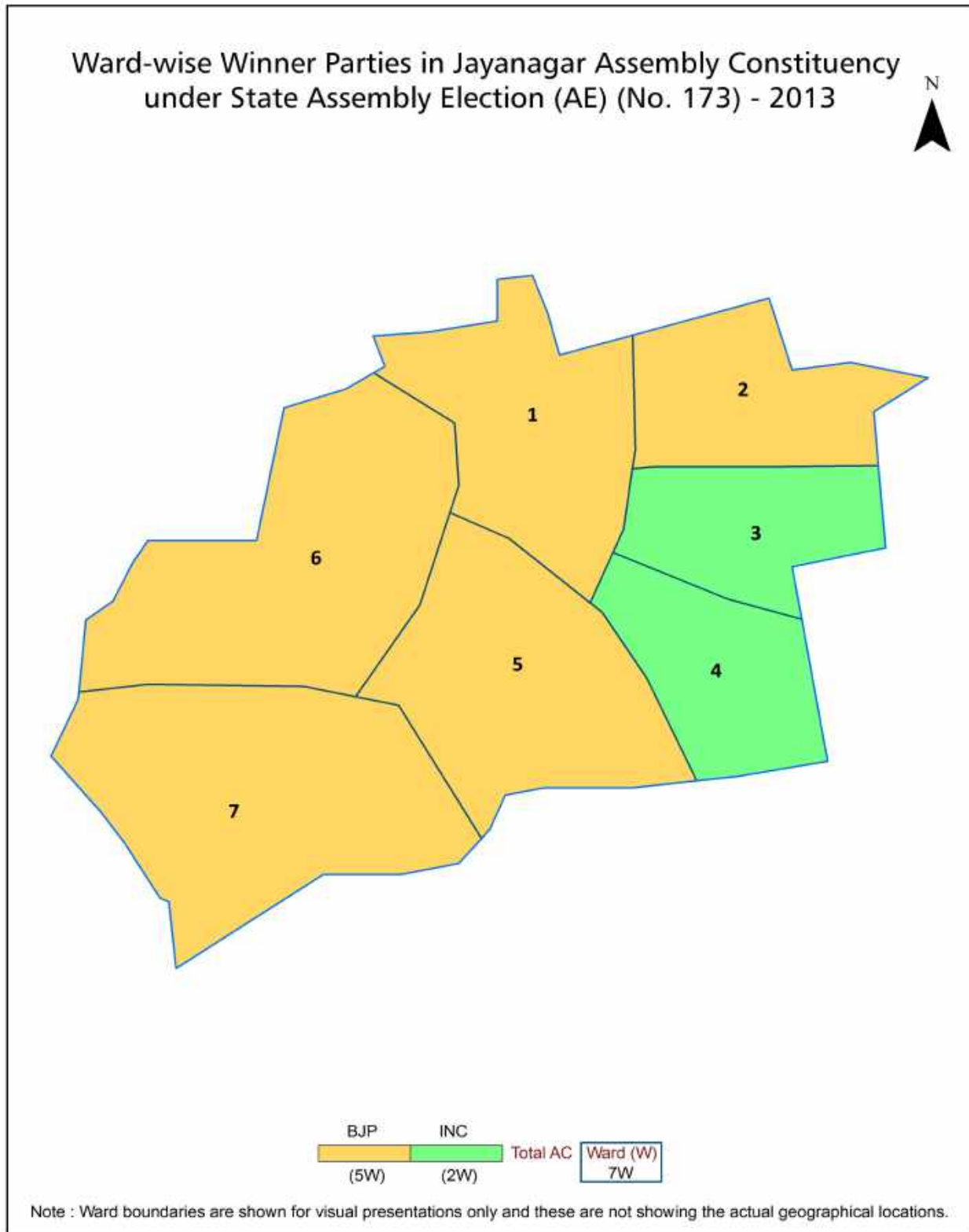
## **© Datanet India Pvt. Ltd.**

All rights reserved. No part of this book may be reproduced, stored in a retrieval system or transmitted in any form or by any means, mechanical photocopying, photographing, scanning, recording or otherwise without the prior written permission of the publisher. Please refer to Disclaimer at page no. 182 for the use of this publication.

Printed in India

No.	Particulars	Page No.
	<b>Introduction</b>	
1	Assembly Constituency - (Vidhan Sabha) at a Glance   Features of Assembly as per Delimitation Commission of India (2008)	1-2
	<b>Location and Political Maps</b>	
2	Location Map   Boundaries of Assembly Constituency - (Vidhan Sabha) in District   Boundaries of Assembly Constituency under Parliamentary Constituency - (Lok Sabha)   Ward-wise Winner Parties- 2024, 2023, 2019, 2018, 2014, 2013 and 2009	3-11
	<b>Administrative Setup (2011)</b>	
3	District   Sub-district   Towns   Villages   Inhabited Villages   Uninhabited Villages   Village Panchayat   Intermediate Panchayat	12
	<b>Demographics (2011)</b>	
4	Population   Households   Rural/Urban Population   Ward by Population Size   Sex Ratio (Total & 0-6 Years)   Religious Population   Social Population   Literacy Rate	13-14
	<b>Electoral Features</b>	
5	Important Dates of Last Elections Held   Electors by Gender   Service Electors   Voters   Voters Turnout   Polling Stations & Average Number of Electors per Polling Station   Electors by Age Group   Present Elected Representatives	15-20
	<b>Historical Summary Election Results</b>	
6	Vote Share of Major Parties   Winning Margin (Number & Percentage)   Polarity of Parties   Summary Result of Assembly Segment of Parliamentary Elections 2024, 2019, 2014, 2009, 2004 and 1999   Summary Result of Assembly Elections 2023, 2018, 2013, 2008, 2004, 1999, 1994, 1989, 1985, 1983 and 1978	21-40
	<b>Polling Station Level Election Results</b>	
7	Name and Number of Polling Station 2024, 2023, 2019, 2018, 2014, 2013 and 2009   Polling Station-wise Electors, Voters & Voters Turnout 2024, 2023, 2019, 2018, 2014, 2013 and 2009   Polling Station wise Elections Results 2024, 2023, 2019, 2018, 2014, 2013 and 2009	41-176
	<b>Share of Assembly Constituency</b>	
8	Share of Assembly Constituency - (Vidhan Sabha) in State, District and Parliamentary Constituency - (Lok Sabha)	177
9	<b>Abbreviation &amp; Sources</b>	180-181
10	<b>Disclaimer</b>	182

## Location & Political Map

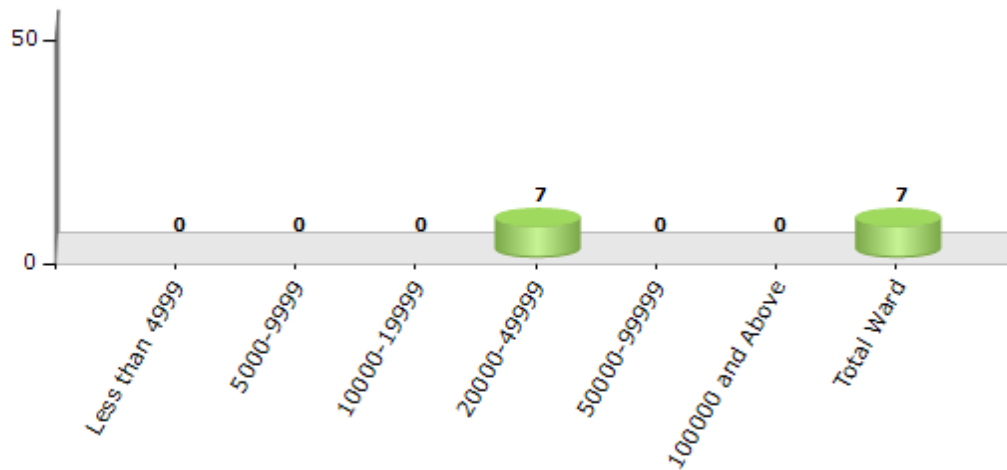


## Demographics

### Number of Ward by Population Size - 2011

Less than 4999	5000-9999	10000-19999	20000-49999	50000-99999	100000 and Above	Total Ward
0	0	0	7	0	0	7

Number of Ward by Population Size - 2011

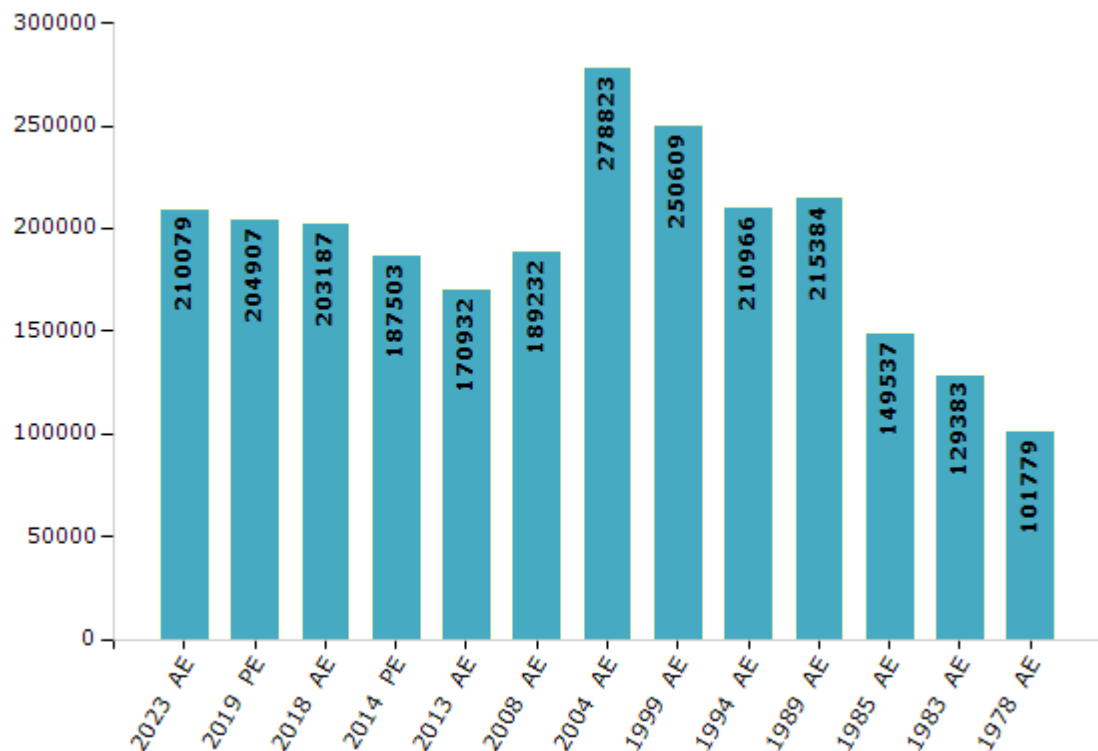


## Electoral Features

### Electors by Male & Female

Year	Male	Female	Others	Total	Year	Male	Female	Others	Total
2023 AE	105668	104396	15	210079	1999 AE	133520	117089	-	250609
2019 PE	103352	101540	15	204907	1994 AE	111298	99668	-	210966
2018 AE	102670	100501	16	203187	1989 AE	114579	100805	-	215384
2014 PE	95581	91897	25	187503	1985 AE	80250	69287	-	149537
2013 AE	87104	83803	25	170932	1983 AE	67498	61885	-	129383
2009 PE	-	-	-	-	1978 AE	53333	48446	-	101779
2008 AE	96822	92410	-	189232	1972 AE	-	-	-	-
2004 PE	-	-	-	-	1967 AE	-	-	-	-
2004 AE	145480	133343	-	278823	1962 AE	-	-	-	-
1999 PE	-	-	-	-	1957 AE	-	-	-	-

Number of Electors



Note : AE : Assembly Election, PE : Assembly Segment of Parliamentary Election

## Historical Summary Election Results

### Summary Result of Assembly Election - 2018

Candidate Name	Party	Votes	Votes %
Sowmya Reddy	INC	54458	48.8
B. N. Prahlad	BJP	51571	46.22
Ravi Krishna Reddy	IND	1861	1.67
Kalegowda	JD(S)	817	0.73
Vijaya Kumar	IND	568	0.51
Nayeema Khanum	PRRJP	246	0.22
Lakshminarayana	IND	218	0.2
Moula	IND	189	0.17
D Murgesh	IND	132	0.12
Mohammed Showkathulla Shariff	IND	121	0.11
Shekar Poojari	KPJP	101	0.09
Bhavaikyataa Nanjesh Bharatheeya	IND	92	0.08
Chethan Bojanna	BJC	88	0.08
Mohammed Ibrahim	IND	62	0.06
Syed Zabi	AIMEP	60	0.05
Y. K. Rahul	RMVP	44	0.04
karate A. P. Srinath	KP	38	0.03
Shaik Nawaz	SJPL	35	0.03
Ajmal Pasha	IND	35	0.03
	NOTA	848	0.76



## Polling Station Level Election Results

### Number and Name of Polling Stations (PS) (2023)

Number of Polling Stations	Name of Polling Stations	Number of Polling Stations	Name of Polling Stations
1	Sri Saraswathi Vidyamandir, Room No.1	22	C.E.S. English Nursery School, Room No.2
2	Sri Saraswathi Vidyamandir, Room No.2	23	Bbmp Office, Room No 3
3	Sri Saraswathi Vidyamandira, Room No.3	24	Bbmp Office, Room No.4
4	Bbmp Nursery And Primary School, Room No.1	25	Vivekananda Education Center, Room No.2
5	Bbmp Nursery And Primary School, Room No.2	26	M.E.S. School, Room No.1,
6	Govt. Urdu Higher Primary School, Room No.1	27	N M K R V Womens Collage, Room No.02
7	Govt. Urdu Higher Primary School, Room No.2	28	N M K R V Womens Collage, Room No.03
8	Bbmp Tailoring Training Centre, Room No.1	29	Bangalore High School, Room No.1
9	Bbmp Tailoring Training Centre, Room No.2	30	Vivekananda Education Centre, Room No.3
10	Sri Saraswathi Vidyamandira, Room No.4	31	Vivekananda Education Centre, Room No.4
11	Sri Saraswathi Vidyamandira, Room No.5	32	Vivekananda Education Centre, Room No.5
12	Nmkrv Women'S College, Room No.01	33	Vivekananda Education Centre, Room No.6,
13	Kittur Rani Chennamma Stadium	34	Vivekananda Education Centre, Room No.7
14	Vivekananda Education Centre, Room No.1	35	National Public School, Room No-1
15	Brilliance English School (Thejaswini Vidyalaya), Room No. 1	36	National Public School, Room No-2
16	Brilliance English School (Thejaswini Vidyalaya), Room No.2	37	National Public School, Room No-3
17	Bbmp Office, Room No.1	38	C E S English Nursery School, Room No.3
18	Bbmp Office, Room No.2	39	C E S English Nursery School, Room No.4
19	Bbmp Nursery And Primary School, Room No.3	40	Bet Sufia High School, Room No.1
20	Bbmp Nursery And Primary School, Room No.4	41	Bet Sufia High School, Room No.2
21	C.E.S. English Nursery School, Room No.1	42	Bet Institutions, Room No.1

Contd....

## Polling Station Level Election Results

### Polling Station-wise Votes Secured by Overall Top Five Parties in Jayanagar Assembly in Assembly Election (AE) under Bangalore South Parliamentary Constituency in Karnataka (2023)

Number of Polling Station	Winner - C K Ramamurthy (BJP)	Runner-up - Sowmya Reddy (INC)	3rd - Kalegowda (JD(S))	4th - Santhosh B (UPJP)	5th - Mahalakshmi C (AAP)	NOTA	Other	Total Votes Secured
36	70	289	2	0	1	1	5	368
37	134	656	7	6	2	4	12	821
38	90	235	1	0	0	1	12	339
39	180	199	2	1	1	4	11	398
40	4	697	1	1	0	1	3	707
41	13	549	5	0	0	0	5	572
42	7	665	3	0	1	1	3	680
43	7	377	1	0	0	1	3	389
44	2	791	2	0	1	3	11	810
45	2	552	0	0	0	1	3	558
46	15	706	1	0	1	2	4	729
47	2	570	0	0	3	1	4	580
48	6	478	2	0	1	0	4	491
49	30	700	5	0	0	2	2	739
50	275	132	3	1	1	5	3	420
51	419	168	10	2	8	4	11	622
52	525	155	6	3	11	9	9	718
53	528	130	6	3	4	10	5	686
54	551	121	0	1	5	16	5	699
55	418	108	4	6	5	7	6	554
56	394	146	7	1	3	5	10	566
57	397	86	3	2	2	5	6	501
58	269	67	1	1	5	3	3	349
59	157	38	2	1	1	1	2	202
60	599	125	12	6	6	7	9	764
61	533	147	5	5	7	11	8	716
62	375	89	5	0	3	4	6	482
63	506	106	7	3	10	11	4	647
64	426	94	4	3	11	10	3	551
65	635	120	4	2	8	14	12	795
66	420	119	8	3	13	9	9	581
67	470	94	4	3	4	5	4	584
68	307	68	4	1	0	2	3	385
69	237	162	8	1	1	5	4	418
70	367	132	7	2	3	9	5	525

Contd....

## Polling Station Level Election Results

**Winner, Runner-up and 3rd Party Position & Winning Margin According to Polling Stations in Jayanagar Assembly in Assembly Election (AE) under Bangalore South Parliamentary Constituency in Karnataka (2023)**

Polling Station Number	Winner Party	Winner Votes (%)	Runner-up Party	Runner-up Votes (%)	Winning Margin Votes (%)	Third Party	Third Party Votes (%)	Other Votes (%)
71	BJP	611 (71.63)	INC	209 (24.5)	402 (47.13)	JD(S)	6 (0.7)	27 (3.17)
72	INC	228 (47.9)	BJP	221 (46.43)	7 (1.47)	JD(S)	7 (1.47)	20 (4.2)
73	BJP	360 (63.16)	INC	185 (32.46)	175 (30.7)	UPJP	4 (0.7)	21 (3.68)
74	BJP	416 (49.06)	INC	386 (45.52)	30 (3.54)	KRS	23 (2.71)	23 (2.71)
75	BJP	125 (52.74)	INC	104 (43.88)	21 (8.86)	JD(S)	2 (0.84)	6 (2.53)
76	BJP	389 (54.87)	INC	285 (40.2)	104 (14.67)	KRS	15 (2.12)	20 (2.82)
77	INC	493 (98.01)	BJP	5 (0.99)	488 (97.02)	JD(S)	3 (0.6)	2 (0.4)
78	INC	512 (95.17)	BJP	21 (3.9)	491 (91.27)	IND (SAR)	3 (0.56)	2 (0.37)
79	INC	508 (97.69)	BJP	5 (0.96)	503 (96.73)	JD(S)	3 (0.58)	4 (0.77)
80	INC	734 (96.2)	BJP	11 (1.44)	723 (94.76)	KRS	3 (0.39)	15 (1.97)
81	INC	475 (96.74)	BJP	8 (1.63)	467 (95.11)	JD(S)	3 (0.61)	5 (1.02)
82	INC	635 (92.43)	BJP	41 (5.97)	594 (86.46)	JD(S)	2 (0.29)	9 (1.31)
83	INC	543 (90.65)	BJP	44 (7.35)	499 (83.3)	BSP	3 (0.5)	9 (1.5)
84	INC	282 (59.24)	BJP	182 (38.24)	100 (21)	JD(S)	3 (0.63)	9 (1.89)
85	INC	804 (95.94)	BJP	23 (2.74)	781 (93.2)	KRS	4 (0.48)	7 (0.84)
86	INC	617 (97.94)	BJP	8 (1.27)	609 (96.67)	BSP	3 (0.48)	2 (0.32)
87	INC	442 (98)	BJP	2 (0.44)	440 (97.56)	UPJP	2 (0.44)	5 (1.11)
88	INC	624 (97.05)	BJP	10 (1.56)	614 (95.49)	JD(S)	3 (0.47)	6 (0.93)
89	INC	299 (98.03)	BJP	5 (1.64)	294 (96.39)	BSP	1 (0.33)	0 (0)
90	INC	397 (71.27)	BJP	147 (26.39)	250 (44.88)	AAP	3 (0.54)	10 (1.8)
91	INC	376 (65.73)	BJP	169 (29.55)	207 (36.18)	JD(S)	7 (1.22)	20 (3.5)
92	BJP	291 (50.09)	INC	260 (44.75)	31 (5.34)	JD(S)	8 (1.38)	22 (3.79)
93	INC	209 (58.06)	BJP	133 (36.94)	76 (21.12)	JD(S)	7 (1.94)	11 (3.06)
94	INC	427 (73.24)	BJP	143 (24.53)	284 (48.71)	IND (SAR)	4 (0.69)	9 (1.54)
95	INC	326 (81.7)	BJP	64 (16.04)	262 (65.66)	UPJP	2 (0.5)	7 (1.75)
96	INC	316 (62.33)	BJP	169 (33.33)	147 (29)	UPJP	4 (0.79)	18 (3.55)
97	INC	335 (49.05)	BJP	306 (44.8)	29 (4.25)	JD(S)	15 (2.2)	27 (3.95)
98	BJP	264 (57.64)	INC	175 (38.21)	89 (19.43)	JD(S)	7 (1.53)	12 (2.62)
99	BJP	153 (52.94)	INC	119 (41.18)	34 (11.76)	UPJP	6 (2.08)	11 (3.81)
100	INC	593 (98.34)	BJP	5 (0.83)	588 (97.51)	BSP	4 (0.66)	1 (0.17)
101	INC	628 (87.71)	BJP	76 (10.61)	552 (77.1)	JD(S)	4 (0.56)	8 (1.12)
102	INC	296 (89.7)	BJP	26 (7.88)	270 (81.82)	JD(S)	2 (0.61)	6 (1.82)
103	INC	693 (94.93)	BJP	29 (3.97)	664 (90.96)	JD(S)	2 (0.27)	6 (0.82)
104	INC	444 (78.86)	BJP	96 (17.05)	348 (61.81)	JD(S)	5 (0.89)	18 (3.2)
105	INC	409 (97.61)	BJP	8 (1.91)	401 (95.7)	BSP	1 (0.24)	1 (0.24)

Contd....

## DISCLAIMER

The Terms of Use and Disclaimer of Datanet India Private Limited (hereinafter referred to as "Datanet") for use of this analysis report of **Jayanagar Assembly Constituency (Jayanagar Vidhan Sabha) :-**

1. **Assembly Factbook™** is a Registered Trade Mark owned by Datanet.
2. All the maps are sketched and graphical representation only and have not been drawn to the scale and also not to represent the actual geographical area or boundary of the unit.
3. The data for the aforesaid analysis is based on authentic sources and has been culled from the various publications of Census, CSO and NSSO for district and block level data, various central and state government departments, Central & State Elections Commissions and the concerned Returning Officers' releases, Electoral Rolls, Election results and allied publications, internal assessment, surveys, estimates and analysis. Therefore, certain adjustment of data at micro level may have been done to arrive closer to the macro data.
4. Data have been provided on an "As Is" and "As AVAILABLE" basis
5. The colours shown in the maps or diagram and charts of a particular party, alliance or AC are indicative and do not represent them.
6. This publication which includes maps, sheets, graphs and data would be the property under copyright of Datanet only. The user may use these for its internal study, analysis and research purposes. It's public display, re-selling or any commercial uses by the user are not allowed.
7. Datanet has taken due care and caution in compilation and processing of data and allied information, but does not guarantee the accuracy, adequacy or completeness of any information/analysis and will be not responsible for any errors or omissions or for the results obtained from the use of such information/analysis.
8. All the contents for the publication have been culled from various authentic sources and Datanet reasonably believes such sources to be reliable, but does not make any representations, express or implied as to the accuracy or fitness of use of such information. The information or contents of the information/analysis do not constitute advice and should not be relied upon in making (or refraining from making) any decision. Any reliance placed upon the information provided by Datanet is the sole responsibility and strictly at the user's risk.
9. In no event will Datanet be liable for any damages (including, without limitation, damages for loss of business projects, or loss of profits) arising in contract, tort or otherwise from the use of or inability to use any of its contents, or from any action taken (or refrained from being taken) as a result of using the analysis or any of its contents. Datanet its directors, owners, editors, officials, employees, distributor and agents or any associate will not be liable for any errors in the information contained or any consequences arising from the use of the contents of the provided information/analysis.
10. If any provision of these terms and conditions is held invalid or illegal or unenforceable for any reason by any court of competent jurisdiction, such provision shall be severed and the remainder of provisions of the terms and conditions shall continue in full force and effect as if the Term of Use had been executed with the invalid, illegal or unenforceable provision eliminated.
11. If there are any discrepancies in the information provided, please bring it to attention of Datanet for suitable rectification measures.

**Buy Online This Complete Book At**  
**Datanet India eBooks Store**

[www.indiastatpublications.com](http://www.indiastatpublications.com)

or go directly at

[http://www.indiastatpublications.com/  
Assembly\\_factbook/Karnataka/Bangalore\\_South/Jayanagar](http://www.indiastatpublications.com/Assembly_factbook/Karnataka/Bangalore_South/Jayanagar)

 **indiastat**elections

ISBN - 978-93-5763-942-2



9 789357 163942