



Karnataka

Assembly Factbook™

Padmanaba Nagar Assembly Constituency

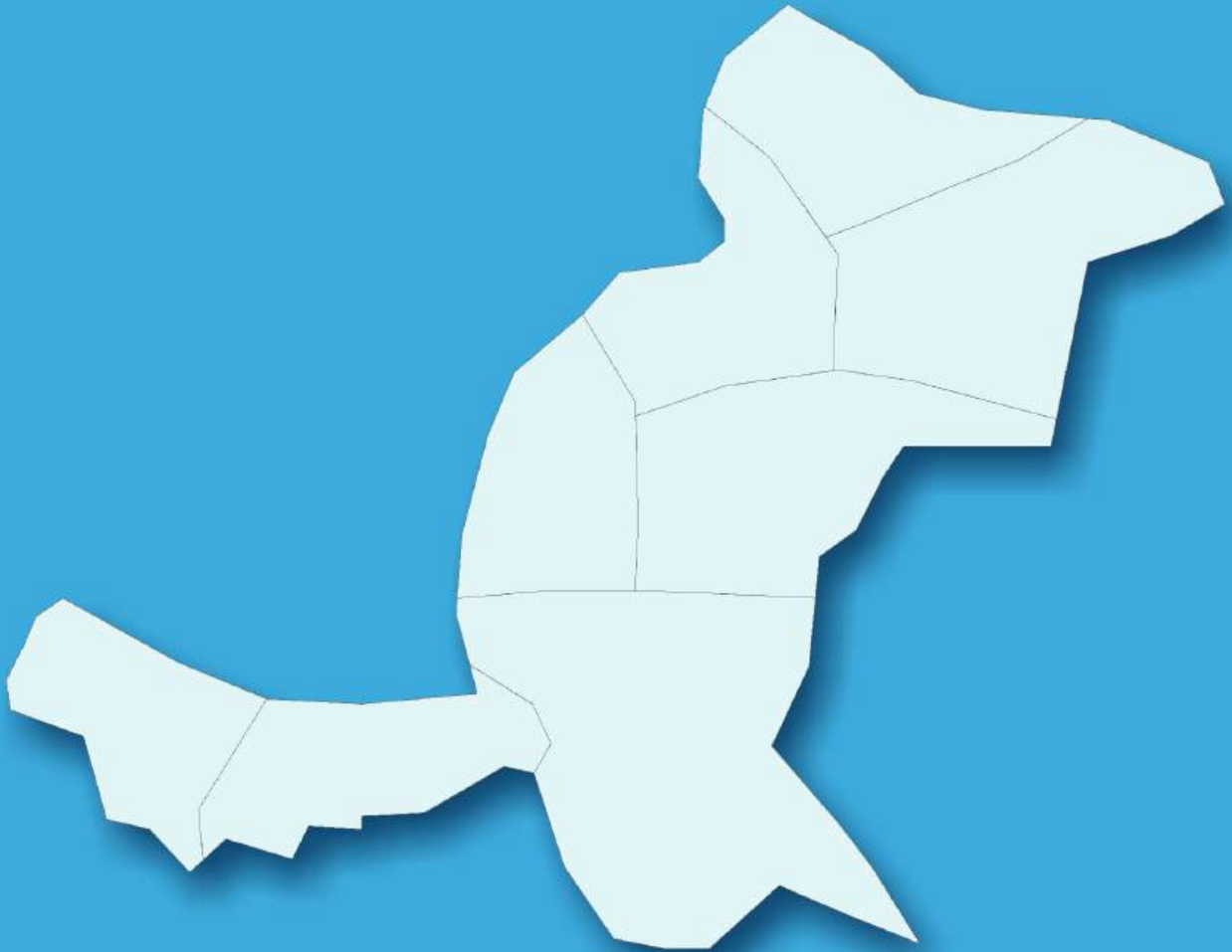


Key Electoral Data of Padmanaba Nagar
Assembly Constituency (Vidhan Sabha)

Karnataka

Assembly Factbook™

Padmanaba Nagar Assembly Constituency



Padmanaba Nagar Vidhan Sabha

Editor & Director

Dr. R.K. Thukral

Research Editor

Dr. Shafeeq Rahman

**Compiled, Researched and Published by
Datanet India Pvt. Ltd.**

D-100, 1st Floor,

Okhla Industrial Area, Phase-I,

New Delhi- 110020.

Ph.: 91-11- 43580781-84

Email : support@india-stat-publications.com

Website : <http://www.india-state-elections.com>

Online Book Store :

www.india-stat-publications.com

Report No. : AFB/KA-171-0125

ISBN : 978-93-5763-944-6

First Edition : January, 2018

Eighth Updated Edition : January, 2025

Price : Rs.11500/-

US\$ 310

© Datanet India Pvt. Ltd.

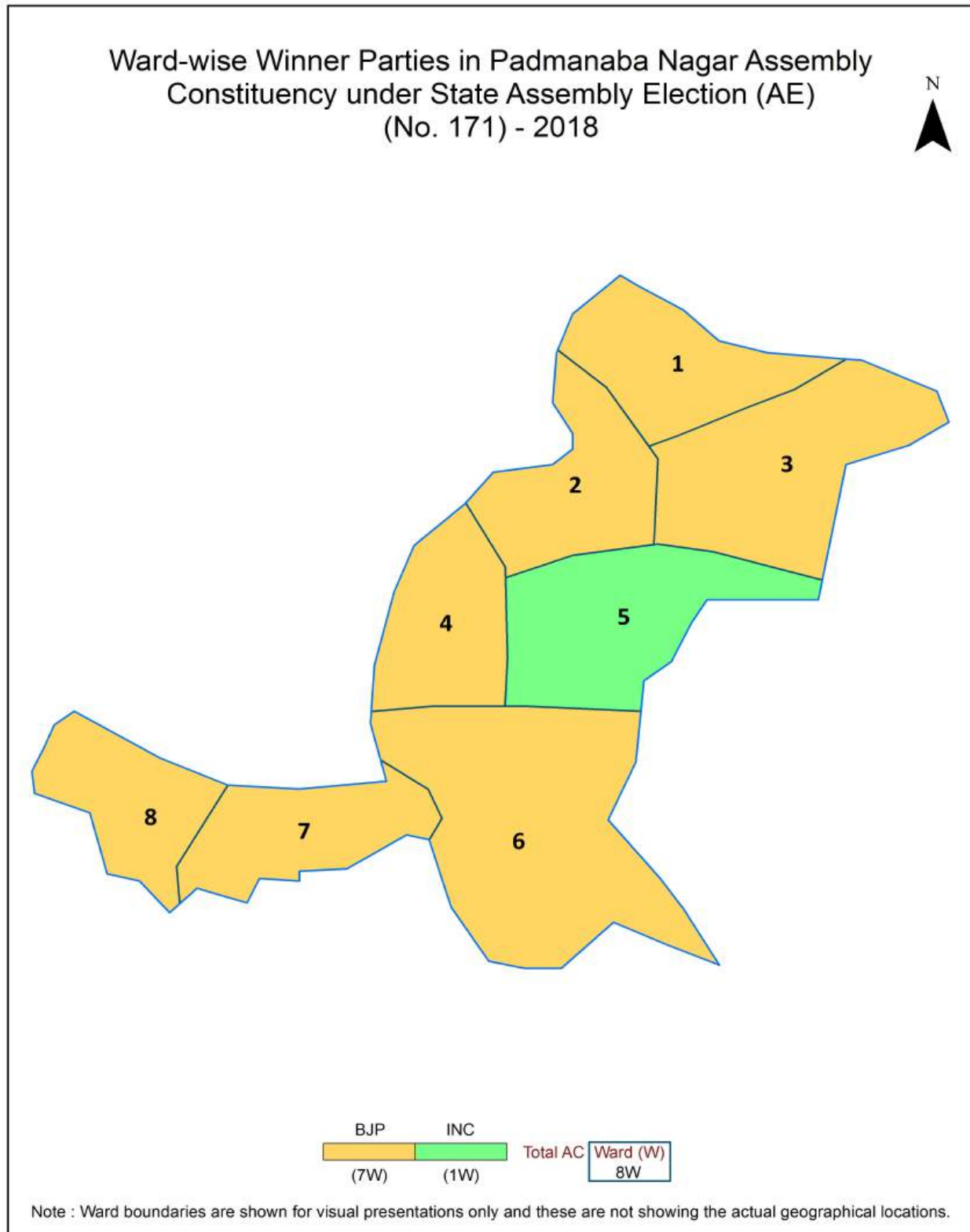
All rights reserved. No part of this book may be reproduced, stored in a retrieval system or transmitted in any form or by any means, mechanical photocopying, photographing, scanning, recording or otherwise without the prior written permission of the publisher. Please refer to Disclaimer at page no. 199 for the use of this publication.

Printed in India

Contents

No.	Particulars	Page No.
	Introduction	
1	Assembly Constituency - (Vidhan Sabha) at a Glance Features of Assembly as per Delimitation Commission of India (2008)	1-2
	Location and Political Maps	
2	Location Map Boundaries of Assembly Constituency - (Vidhan Sabha) in District Boundaries of Assembly Constituency under Parliamentary Constituency - (Lok Sabha) Ward-wise Winner Parties- 2024, 2023, 2019, 2018, 2014, 2013 and 2009	3-11
	Administrative Setup (2011)	
3	District Sub-district Towns Villages Inhabited Villages Uninhabited Villages Village Panchayat Intermediate Panchayat	12
	Demographics (2011)	
4	Population Households Rural/Urban Population Ward by Population Size Sex Ratio (Total & 0-6 Years) Religious Population Social Population Literacy Rate	13-14
	Electoral Features	
5	Important Dates of Last Elections Held Electors by Gender Service Electors Voters Voters Turnout Polling Stations & Average Number of Electors per Polling Station Electors by Age Group Present Elected Representatives	15-20
	Historical Summary Election Results	
6	Vote Share of Major Parties Winning Margin (Number & Percentage) Polarity of Parties Summary Result of Assembly Segment of Parliamentary Elections 2024, 2019, 2014 and 2009 Summary Result of Assembly Elections 2023, 2018, 2013 and 2008	21-31
	Polling Station Level Election Results	
7	Name and Number of Polling Station 2024, 2023, 2019, 2018, 2014, 2013 and 2009 Polling Station-wise Electors, Voters & Voters Turnout 2024, 2023, 2019, 2018, 2014, 2013 and 2009 Polling Station wise Elections Results 2024, 2023, 2019, 2018, 2014, 2013 and 2009	32-193
	Share of Assembly Constituency	
8	Share of Assembly Constituency - (Vidhan Sabha) in State, District and Parliamentary Constituency - (Lok Sabha)	194
9	Abbreviation & Sources	197-198
10	Disclaimer	199

Location & Political Map

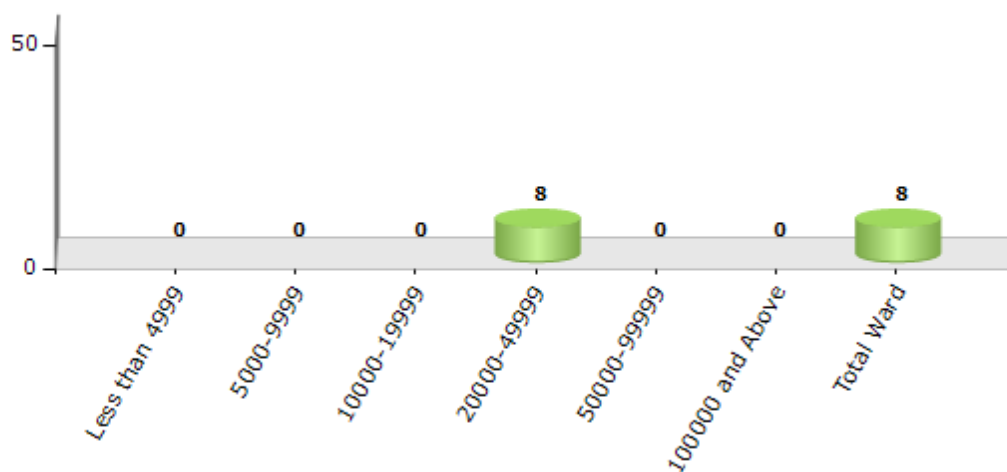


Demographics

Number of Ward by Population Size - 2011

Less than 4999	5000-9999	10000-19999	20000-49999	50000-99999	100000 and Above	Total Ward
0	0	0	8	0	0	8

Number of Ward by Population Size - 2011

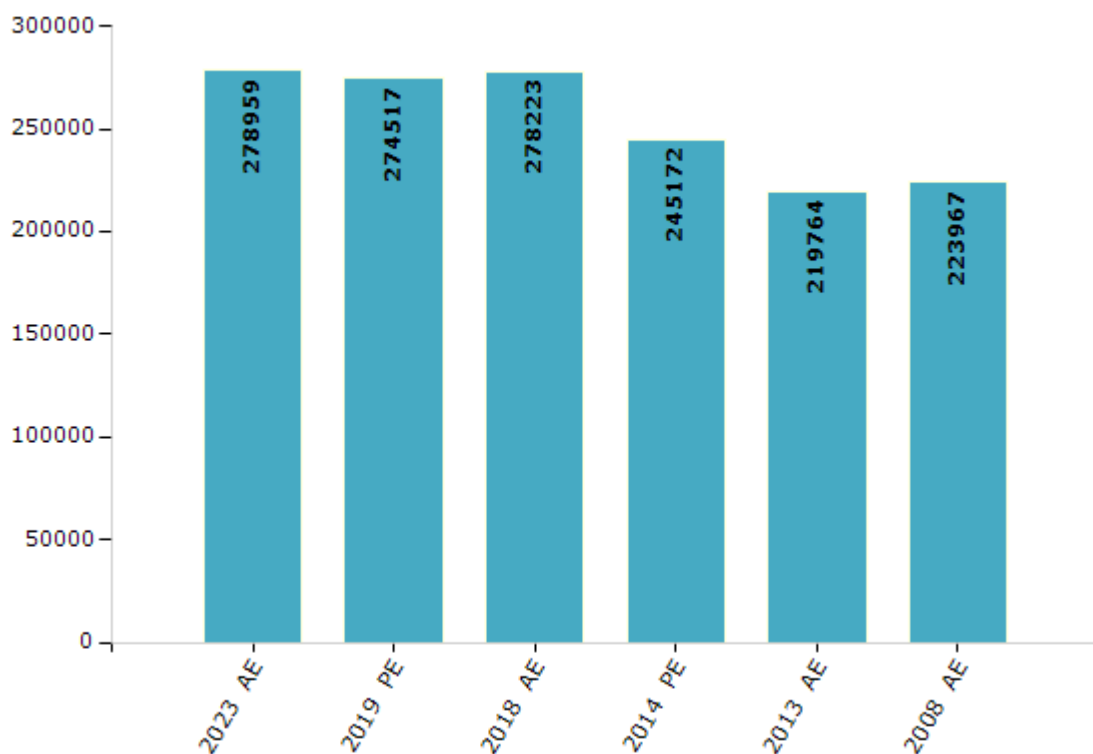


Electoral Features

Electors by Male & Female

Year	Male	Female	Others	Total	Year	Male	Female	Others	Total
2023 AE	141882	137056	21	278959	1999 AE	-	-	-	-
2019 PE	140534	133968	15	274517	1994 AE	-	-	-	-
2018 AE	142870	135339	14	278223	1989 AE	-	-	-	-
2014 PE	126936	118222	14	245172	1985 AE	-	-	-	-
2013 AE	113782	105972	10	219764	1983 AE	-	-	-	-
2009 PE	-	-	-	-	1978 AE	-	-	-	-
2008 AE	116067	107900	-	223967	1972 AE	-	-	-	-
2004 PE	-	-	-	-	1967 AE	-	-	-	-
2004 AE	-	-	-	-	1962 AE	-	-	-	-
1999 PE	-	-	-	-	1957 AE	-	-	-	-

Number of Electors

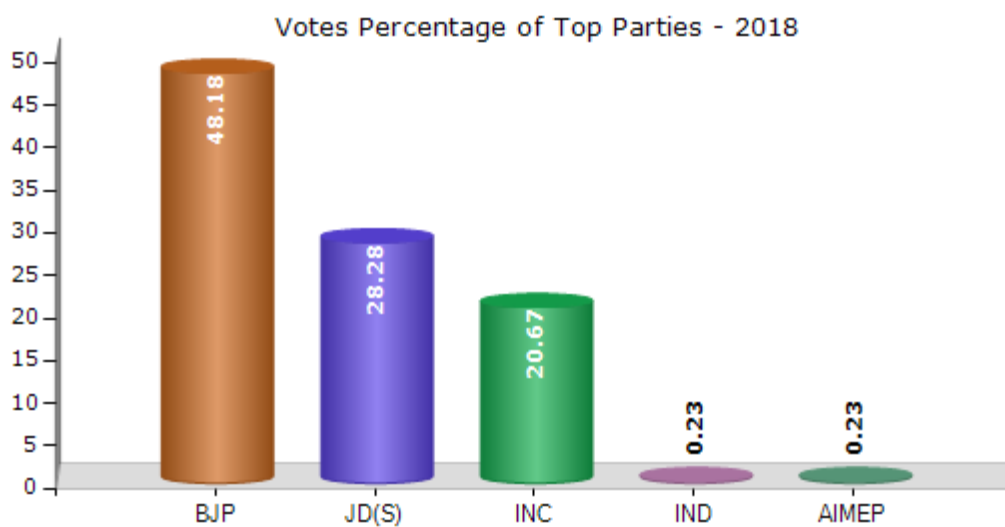


Note : AE : Assembly Election, PE : Assembly Segment of Parliamentary Election

Historical Summary Election Results

Summary Result of Assembly Election - 2018

Candidate Name	Party	Votes	Votes %
R Ashoka	BJP	77868	48.18
V K Gopal	JD(S)	45702	28.28
M Srinivas	INC	33400	20.67
Ravigowda	IND	371	0.23
Akmal Shareff	AIMEP	366	0.23
Meera Raghavendra	IND	362	0.22
G T Gopal	IND	256	0.16
Yogesh	IND	233	0.14
Suma Mahindhar	KP	150	0.09
Kumar H	RMVP	129	0.08
S Manivannan	IND	120	0.07
Gunasekhar M	IND	97	0.06
Prabhakar	IND	82	0.05
K Firoz	IND	68	0.04
	NOTA	2404	1.49



Polling Station Level Election Results

Number and Name of Polling Stations (PS) (2023)

Number of Polling Stations	Name of Polling Stations	Number of Polling Stations	Name of Polling Stations
1	Govt Kannada Higher Primary School (New Building) Room No 1	22	Hrishikesh Vidya Peetha Room No.5
2	Govt Kannada Higher Primary School (New Building) Room No. 2	23	Hrishikesh Vidya Peetha Room No.6
3	Aganawadi Kendra Room No 1	24	R V S Education Institution Room No1
4	Govt Kannada Higher Primary School (New Building) Room No. 3	25	R V S Education Institution Room No2
5	Prakruti Vidya Niketan Public School (Pvt) Room No. 1	26	R V S Education Institution Room No3
6	Prakruti Vidya Niketan Public School (Pvt) Room No. 2	27	R V S Education Institution Room No4
7	Govt Kannada Higher Primary School (New Building) Room No. 4	28	Corporation Indore Stadium Room No 1
8	Govt Kannada Higher Primary School (New Building) Room No. 5	29	Corporation Indore Stadium Room No -2
9	Govt Kannada Higher Primary School (New Building) Room No. 6	30	Corporation Indore Stadium Room No-3
10	Eshwari English School Room No. 1	31	Corporation Indore Stadium Room No -4
11	Eshwari English School Room No. 2	32	Corporation Indore Stadium Room No -5
12	Eshwari English School Room No. 3	33	Corporation Indore Stadium Room No -6
13	Eshwari English School Room No. 4	34	Aee South West Division Bwssb Room No-1
14	Bwssb Office Room No.1	35	Aee South West Division Bwssb Room No-2
15	Bwssb Office Room No.2	36	Kempegowda Medical College Room No-5
16	Prakruti Vidya Niketan Public School (Pvt) Room No. 3	37	Kempegowda Medical College Room No-6
17	Prakruti Vidya Niketan Public School (Pvt) Room No. 4	38	Sri Venkateshwara Chendil Kumarans School,Room No-1
18	Hrishikesh Vidya Peetha Room No.1	39	Sri Venkateshwara Chendil Kumarans School,Room No-2
19	Hrishikesh Vidya Peetha Room No.2	40	Sri Venkateshwara Chendil Kumarans School,Room No-3
20	Hrishikesh Vidya Peetha Room No.3	41	Sri Venkateshwara Chendil Kumarans School,Room No-4
21	Hrishikesh Vidya Peetha Room No.4	42	Swamy Vivekananda School , Room No-1

Contd....

Polling Station Level Election Results

Polling Station-wise Votes Secured by Overall Top Five Parties in Padmanaba Nagar Assembly in Assembly Election (AE) under Bangalore South Parliamentary Constituency in Karnataka (2023)

Number of Polling Station	Winner - R. Ashoka (BJP)	Runner-up - V. Raghunatha Naidu (INC)	3rd - Manjunath Banjarapalya (JD(S))	4th - Rakshit .r (UPJP)	5th - Ajay Gowda B.e, M.s(uk) (AAP)	NOTA	Other	Total Votes Secured
36	535	116	44	10	5	12	7	729
37	347	101	25	6	13	8	8	508
38	360	133	48	15	6	14	10	586
39	277	56	29	9	3	8	3	385
40	368	88	31	9	4	9	3	512
41	450	114	49	12	10	7	2	644
42	317	75	26	4	1	5	2	430
43	323	63	25	7	0	11	3	432
44	342	161	27	12	5	7	1	555
45	487	90	48	13	7	10	2	657
46	405	71	25	14	10	12	6	543
47	333	65	7	1	11	9	2	428
48	406	59	11	2	7	11	5	501
49	274	55	5	3	13	9	3	362
50	573	95	20	9	17	12	6	732
51	249	27	2	2	2	2	2	286
52	450	90	17	9	12	11	4	593
53	280	72	11	4	4	5	2	378
54	451	60	29	7	8	13	1	569
55	392	83	27	3	9	15	4	533
56	559	108	48	10	11	10	4	750
57	322	47	3	3	5	8	4	392
58	575	119	13	8	7	19	3	744
59	423	75	10	2	11	12	6	539
60	377	92	4	2	16	4	2	497
61	209	151	12	2	3	2	2	381
62	227	49	1	1	3	5	0	286
63	385	209	26	7	5	7	7	646
64	693	159	21	9	10	13	9	914
65	488	129	19	7	3	8	8	662
66	432	100	45	5	3	6	8	599
67	369	72	40	4	4	4	5	498
68	225	61	10	3	1	4	3	307
69	277	58	18	2	9	3	2	369
70	519	108	28	6	17	7	6	691

Contd....

Polling Station Level Election Results

Winner, Runner-up and 3rd Party Position & Winning Margin According to Polling Stations in Padmanaba Nagar Assembly in Assembly Election (AE) under Bangalore South Parliamentary Constituency in Karnataka (2023)

Polling Station Number	Winner Party	Winner Votes (%)	Runner-up Party	Runner-up Votes (%)	Winning Margin Votes (%)	Third Party	Third Party Votes (%)	Other Votes (%)
71	BJP	442 (81.25)	INC	72 (13.24)	370 (68.01)	JD(S)	9 (1.65)	21 (3.86)
72	BJP	502 (68.02)	INC	148 (20.05)	354 (47.97)	JD(S)	52 (7.05)	36 (4.88)
73	INC	293 (52.04)	BJP	222 (39.43)	71 (12.61)	JD(S)	14 (2.49)	34 (6.04)
74	BJP	211 (47.95)	INC	188 (42.73)	23 (5.22)	JD(S)	20 (4.55)	21 (4.77)
75	BJP	414 (73.53)	INC	103 (18.29)	311 (55.24)	JD(S)	20 (3.55)	26 (4.62)
76	BJP	295 (69.41)	INC	91 (21.41)	204 (48)	JD(S)	13 (3.06)	26 (6.12)
77	BJP	372 (76.7)	INC	59 (12.16)	313 (64.54)	JD(S)	23 (4.74)	31 (6.39)
78	BJP	227 (67.76)	INC	79 (23.58)	148 (44.18)	JD(S)	13 (3.88)	16 (4.78)
79	BJP	355 (50.43)	INC	289 (41.05)	66 (9.38)	JD(S)	23 (3.27)	37 (5.26)
80	INC	340 (64.39)	BJP	159 (30.11)	181 (34.28)	UPJP	8 (1.52)	21 (3.98)
81	BJP	415 (54.04)	INC	278 (36.2)	137 (17.84)	JD(S)	26 (3.39)	49 (6.38)
82	BJP	338 (77.17)	INC	63 (14.38)	275 (62.79)	JD(S)	13 (2.97)	24 (5.48)
83	BJP	471 (77.09)	INC	67 (10.97)	404 (66.12)	AAP	23 (3.76)	50 (8.18)
84	BJP	431 (69.18)	INC	133 (21.35)	298 (47.83)	AAP	19 (3.05)	40 (6.42)
85	BJP	475 (71.32)	INC	130 (19.52)	345 (51.8)	AAP	16 (2.4)	45 (6.76)
86	BJP	482 (79.28)	INC	79 (12.99)	403 (66.29)	AAP	22 (3.62)	25 (4.11)
87	BJP	539 (80.21)	INC	80 (11.9)	459 (68.31)	JD(S)	21 (3.13)	32 (4.76)
88	BJP	591 (81.74)	INC	89 (12.31)	502 (69.43)	JD(S)	11 (1.52)	32 (4.43)
89	BJP	678 (79.11)	INC	105 (12.25)	573 (66.86)	JD(S)	23 (2.68)	51 (5.95)
90	BJP	405 (82.32)	INC	51 (10.37)	354 (71.95)	JD(S)	12 (2.44)	24 (4.88)
91	BJP	543 (85.24)	INC	50 (7.85)	493 (77.39)	JD(S)	18 (2.83)	26 (4.08)
92	BJP	557 (76.41)	INC	85 (11.66)	472 (64.75)	JD(S)	37 (5.08)	50 (6.86)
93	BJP	341 (72.86)	INC	72 (15.38)	269 (57.48)	JD(S)	27 (5.77)	28 (5.98)
94	BJP	652 (77.43)	INC	108 (12.83)	544 (64.6)	JD(S)	31 (3.68)	51 (6.06)
95	BJP	352 (64.71)	INC	116 (21.32)	236 (43.39)	JD(S)	40 (7.35)	36 (6.62)
96	BJP	583 (70.75)	INC	147 (17.84)	436 (52.91)	JD(S)	46 (5.58)	48 (5.83)
97	BJP	356 (73.25)	INC	77 (15.84)	279 (57.41)	JD(S)	13 (2.67)	40 (8.23)
98	BJP	300 (75.76)	INC	54 (13.64)	246 (62.12)	JD(S)	23 (5.81)	19 (4.8)
99	BJP	530 (73)	INC	122 (16.8)	408 (56.2)	JD(S)	31 (4.27)	43 (5.92)
100	BJP	316 (66.53)	INC	75 (15.79)	241 (50.74)	JD(S)	41 (8.63)	43 (9.05)
101	BJP	337 (83.83)	INC	46 (11.44)	291 (72.39)	AAP	6 (1.49)	13 (3.23)
102	BJP	411 (64.62)	INC	137 (21.54)	274 (43.08)	JD(S)	52 (8.18)	36 (5.66)
103	BJP	341 (58.39)	INC	176 (30.14)	165 (28.25)	JD(S)	34 (5.82)	33 (5.65)
104	BJP	463 (61.98)	INC	198 (26.51)	265 (35.47)	JD(S)	37 (4.95)	49 (6.56)
105	BJP	471 (59.39)	INC	267 (33.67)	204 (25.72)	JD(S)	22 (2.77)	33 (4.16)

Contd....

DISCLAIMER

The Terms of Use and Disclaimer of Datanet India Private Limited (hereinafter referred to as "Datanet") for use of this analysis report of **Padmanaba Nagar Assembly Constituency (Padmanaba Nagar Vidhan Sabha)** :-

1. **Assembly Factbook™** is a Registered Trade Mark owned by Datanet.
2. All the maps are sketched and graphical representation only and have not been drawn to the scale and also not to represent the actual geographical area or boundary of the unit.
3. The data for the aforesaid analysis is based on authentic sources and has been culled from the various publications of Census, CSO and NSSO for district and block level data, various central and state government departments, Central & State Elections Commissions and the concerned Returning Officers' releases, Electoral Rolls, Election results and allied publications, internal assessment, surveys, estimates and analysis. Therefore, certain adjustment of data at micro level may have been done to arrive closer to the macro data.
4. Data have been provided on an "As Is" and "As AVAILABLE" basis
5. The colours shown in the maps or diagram and charts of a particular party, alliance or AC are indicative and do not represent them.
6. This publication which includes maps, sheets, graphs and data would be the property under copyright of Datanet only. The user may use these for its internal study, analysis and research purposes. It's public display, re-selling or any commercial uses by the user are not allowed.
7. Datanet has taken due care and caution in compilation and processing of data and allied information, but does not guarantee the accuracy, adequacy or completeness of any information/analysis and will be not responsible for any errors or omissions or for the results obtained from the use of such information/analysis.
8. All the contents for the publication have been culled from various authentic sources and Datanet reasonably believes such sources to be reliable, but does not make any representations, express or implied as to the accuracy or fitness of use of such information. The information or contents of the information/analysis do not constitute advice and should not be relied upon in making (or refraining from making) any decision. Any reliance placed upon the information provided by Datanet is the sole responsibility and strictly at the user's risk.
9. In no event will Datanet be liable for any damages (including, without limitation, damages for loss of business projects, or loss of profits) arising in contract, tort or otherwise from the use of or inability to use any of its contents, or from any action taken (or refrained from being taken) as a result of using the analysis or any of its contents. Datanet its directors, owners, editors, officials, employees, distributor and agents or any associate will not be liable for any errors in the information contained or any consequences arising from the use of the contents of the provided information/analysis.
10. If any provision of these terms and conditions is held invalid or illegal or unenforceable for any reason by any court of competent jurisdiction, such provision shall be severed and the remainder of provisions of the terms and conditions shall continue in full force and effect as if the Term of Use had been executed with the invalid, illegal or unenforceable provision eliminated.
11. If there are any discrepancies in the information provided, please bring it to attention of Datanet for suitable rectification measures.

Buy Online This Complete Book At
Indiastat Publication Book Store

www.indiastatpublications.com

or go directly at

[http://www.indiastatpublications.com/
Assembly_factbook/Karnataka/Bangalore_South/
Padmanaba_Nagar](http://www.indiastatpublications.com/Assembly_factbook/Karnataka/Bangalore_South/Padmanaba_Nagar)

 **indiastat**elections

ISBN : 978-93-5763-944-6



9 789357 639446