



Karnataka

Assembly Factbook™

Vijay Nagar Assembly Constituency



Key Electoral Data of Vijay Nagar
Assembly Constituency (Vidhan Sabha)

Karnataka

Assembly Factbook™

Vijay Nagar Assembly Constituency



Vijay Nagar Vidhan Sabha

Editor & Director

Dr. R.K. Thukral

Research Editor

Dr. Shafeeq Rahman

Compiled, Researched and Published by Datanet India Pvt. Ltd.

D-100, 1st Floor,

Okhla Industrial Area, Phase-I,

New Delhi- 110020.

Ph.: 91-11- 43580781-84

Email : support@indiastatpublications.com

Website : <http://www.indiastatelections.com>

Online Book Store :

www.indiastatpublications.com

Report No. : AFB/KA-167-0125

ISBN : 978-93-5763-954-5

First Edition : January, 2018

Eighth Updated Edition : January, 2025

Price : Rs.11500/-

US\$ 310

© Datanet India Pvt. Ltd.

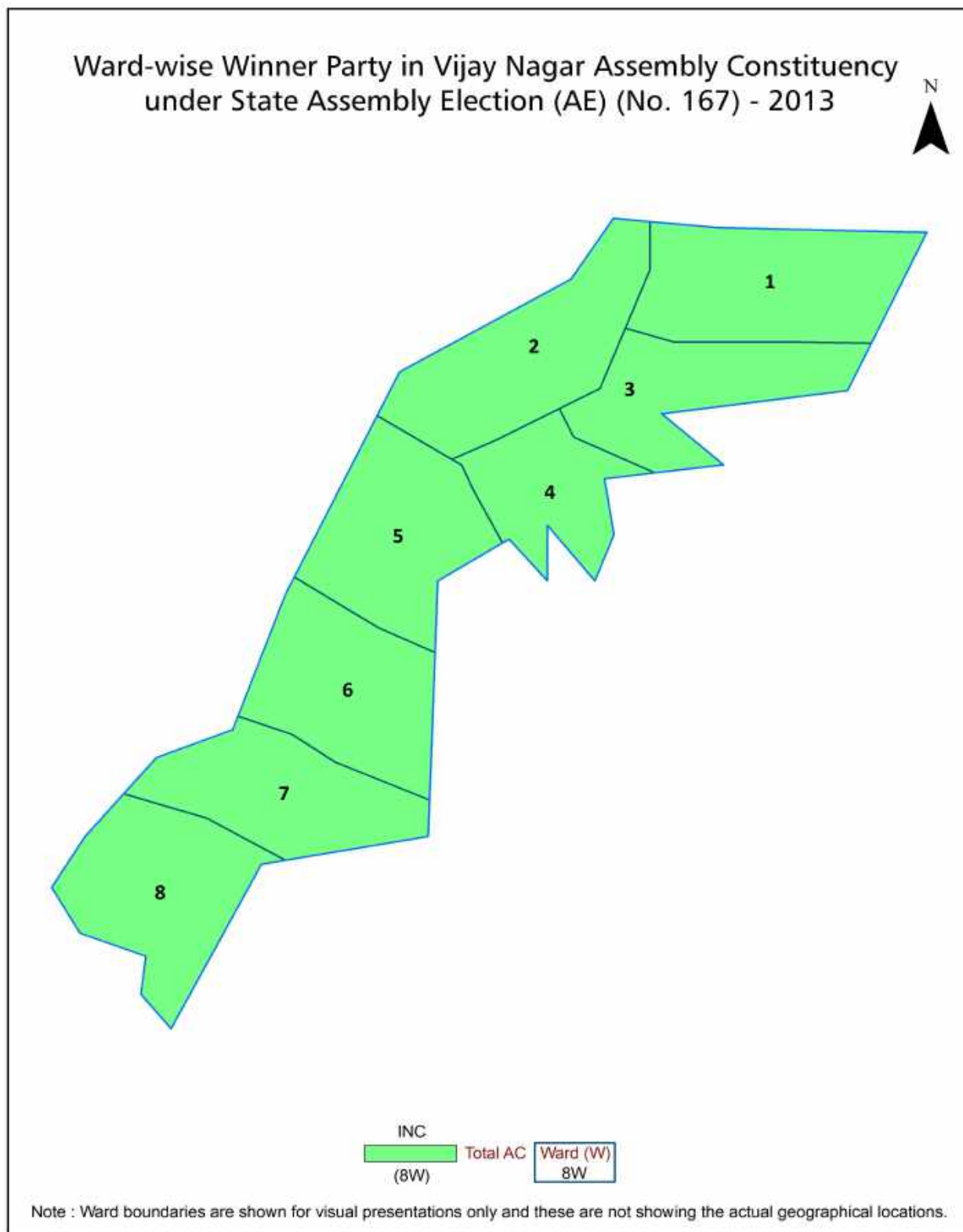
All rights reserved. No part of this book may be reproduced, stored in a retrieval system or transmitted in any form or by any means, mechanical photocopying, photographing, scanning, recording or otherwise without the prior written permission of the publisher. Please refer to Disclaimer at page no. 210 for the use of this publication.

Printed in India

Contents

No.	Particulars	Page No.
	Introduction	
1	Assembly Constituency - (Vidhan Sabha) at a Glance Features of Assembly as per Delimitation Commission of India (2008)	1-2
	Location and Political Maps	
2	Location Map Boundaries of Assembly Constituency - (Vidhan Sabha) in District Boundaries of Assembly Constituency under Parliamentary Constituency - (Lok Sabha) Ward-wise Winner Parties- 2024, 2023, 2019, 2018, 2014, 2013 and 2009	3-11
	Administrative Setup (2011)	
3	District Sub-district Towns Villages Inhabited Villages Uninhabited Villages Village Panchayat Intermediate Panchayat	12
	Demographics (2011)	
4	Population Households Rural/Urban Population Ward by Population Size Sex Ratio (Total & 0-6 Years) Religious Population Social Population Literacy Rate	13-14
	Electoral Features	
5	Important Dates of Last Elections Held Electors by Gender Service Electors Voters Voters Turnout Polling Stations & Average Number of Electors per Polling Station Electors by Age Group Present Elected Representatives	15-20
	Historical Summary Election Results	
6	Vote Share of Major Parties Winning Margin (Number & Percentage) Polarity of Parties Summary Result of Assembly Segment of Parliamentary Elections 2024, 2019, 2014 and 2009 Summary Result of Assembly Elections 2023, 2018, 2013 and 2008	21-31
	Polling Station Level Election Results	
7	Name and Number of Polling Station 2024, 2023, 2019, 2018, 2014, 2013 and 2009 Polling Station-wise Electors, Voters & Voters Turnout 2024, 2023, 2019, 2018, 2014, 2013 and 2009 Polling Station wise Elections Results 2024, 2023, 2019, 2018, 2014, 2013 and 2009	32-204
	Share of Assembly Constituency	
8	Share of Assembly Constituency - (Vidhan Sabha) in State, District and Parliamentary Constituency - (Lok Sabha)	205
9	Abbreviation & Sources	208-209
10	Disclaimer	210

Location & Political Map

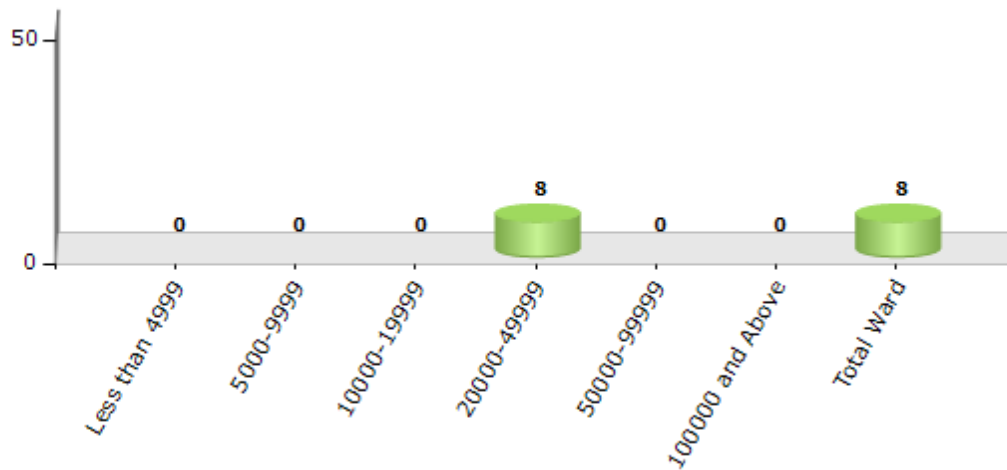


Demographics

Number of Ward by Population Size - 2011

Less than 4999	5000-9999	10000-19999	20000-49999	50000-99999	100000 and Above	Total Ward
0	0	0	8	0	0	8

Number of Ward by Population Size - 2011

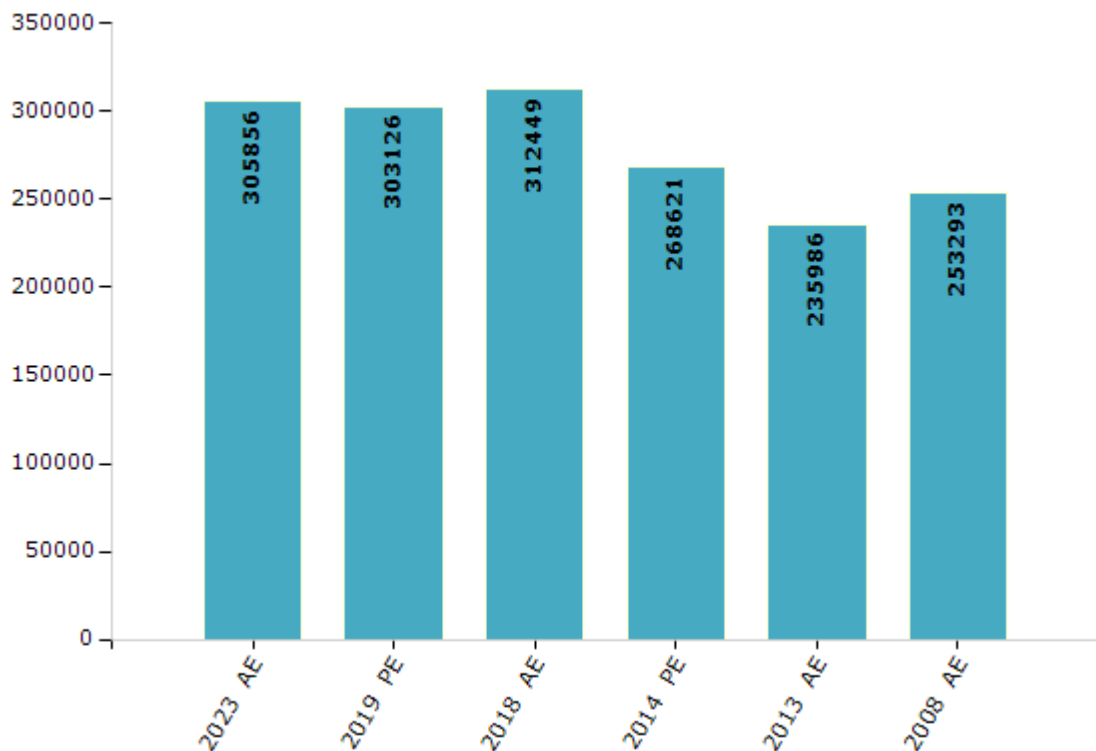


Electoral Features

Electors by Male & Female

Year	Male	Female	Others	Total	Year	Male	Female	Others	Total
2023 AE	158878	146807	171	305856	1999 AE	-	-	-	-
2019 PE	158440	144537	149	303126	1994 AE	-	-	-	-
2018 AE	163636	148658	155	312449	1989 AE	-	-	-	-
2014 PE	141705	126823	93	268621	1985 AE	-	-	-	-
2013 AE	124166	111784	36	235986	1983 AE	-	-	-	-
2009 PE	-	-	-	-	1978 AE	-	-	-	-
2008 AE	133669	119624	-	253293	1972 AE	-	-	-	-
2004 PE	-	-	-	-	1967 AE	-	-	-	-
2004 AE	-	-	-	-	1962 AE	-	-	-	-
1999 PE	-	-	-	-	1957 AE	-	-	-	-

Number of Electors



Note : AE : Assembly Election, PE : Assembly Segment of Parliamentary Election

Historical Summary Election Results

Summary Result of Assembly Election - 2018

Candidate Name	Party	Votes	Votes %
M. Krishnappa	INC	73353	46.9
H. Ravindra	BJP	70578	45.13
Paramashiva N.E	JD(S)	8174	5.23
Amjad Khan	SJPL	364	0.23
C.K Ravi	INCP	353	0.23
Syed Mujahid	IND	351	0.22
M.Mallikarjuna	IND	320	0.2
Vijay Kumar. N	JD(U)	181	0.12
H.Ravi	KPJP	150	0.1
Arunkumar. C	RPI	127	0.08
K.R Prakash	IND	109	0.07
Yodha Ravi Gowda	KP	106	0.07
Waheeda Banu	JBJSPP	97	0.06
Narasimha L	IND	91	0.06
Budayya B Pujeri	KAP	83	0.05
	NOTA	1967	1.26

Polling Station Level Election Results

Number and Name of Polling Stations (PS) (2023)

Number of Polling Stations	Name of Polling Stations	Number of Polling Stations	Name of Polling Stations
1	Bharathiya Samskrutika Vidyapeeta Room No.1	22	Gurukul International School Room No.2
2	Bharathiya Samskrutika Vidyapeeta, Rooma No.2	23	Gurukul International School Room No.3
3	Bharathiya Samskrutika Vidyapeeta Room No.3	24	Karnataka Vidyasamsthe Room No.1, 9Th Cross C Block K P Agrahara, Bangalore-560023
4	Vasavi Vidyapeeta Room No 1	25	Karnataka Vidyasamsthe Room No.2, 9Th Cross C Block K P Agrahara, Bangalore-560023
5	Vasavi Vidyapeeta Room No 2	26	Srinavachetan Vidyamandira Shikshaka Poshaka Organisation Nursery,Higher Primary&High School Room No.1
6	Vasavi Vidyapeeta Room No 3	27	Srinavachetan Vidyamandira Shikshaka Poshaka Organisation Nursery,Higher Primary&High School Room No.2
7	Adichunchanagiri Vidhya Samsthe Room No.1	28	Srinavachetan Vidyamandira Shikshaka Poshaka Organisation Nursery,Higher Primary&High School Room No.3
8	Adichunchanagiri Vidhya Samsthe Room No.2	29	Jesus Memorial English Higher Primary School Room No.1, 15Th Cross Bhuvaneshwari Nagara, Bangalore-560023
9	Srimathi Pramilabai Mane & Late Vishwanathrao Mane B B M P High School, Room No.1	30	Jesus Memorial English Higher Primary School, Room No.2, 15Th Cross Bhuvaneshwari Nagara, Bangalore-560023
10	Srimathi Pramilabai Mane And Late Vishwanathrao Mane B.B.M.P Highschool, Room No.2	31	Boston International Public School, Room No.1
11	Srimathi Pramilabai Mane & Late Vishwanathrao Mane B.B.M.P High School Room No.3	32	Boston International Public School, Room No.2
12	Srimathi Pramilabai Mane & Late Vishwanathrao Mane B.B.M.P High School Room No.4	33	Presidency English School & Lal Bahaddur Shastri Memorial School Room No 4
13	Srimathi Pramilabai Mane & Late Vishwanathrao Mane, B.B.M.P High School, Room No.5	34	Presidency English School & Lal Bahaddur Shastri Memorial School Room No 5
14	Sheshadripuram Commerce College, Magadi Main Road K P Agrahara, Room No.1, Bangalore-560023	35	Presidency English School & Lal Bahaddur Shastri Memorial School Room No 1
15	Sheshadripuram Commerce College, Magadi Main Road K P Agrahara,Room No.2, Bangalore-560023	36	Presidency English School & Lal Bahaddur Shashtri Memorial School , Room No 2
16	Sheshadripuram Commerce College, Magadi Main Road K P Agrahara, Room No.3, Bangalore-560023	37	Presidency English School & Lal Bahaddur Shstri Memorial School, Room No 3
17	Shubha English Higher Primary & High School,No 17 18Th Cross Bhuvaneshwari Nagara, Bangalore-560023 Room No.1	38	Raghavendra English High School, Room No.1
18	Shubha Nursury Primary & High School, No.17 18Th Cross Bhuvaneshwari Nagara Kp Ahragara Bangalore 560023 Room No-2	39	Raghavendra English High School, Room No.2
19	Sri Siddalingeshwar Education Society, Room No.1, 9Th Cross K P Agrahara, Bangalore-560023	40	Manjunatha Vidyalaya, No. 74, Vidyaranyanagar, Magadi Road, Bangalore-560023, Room No. 1
20	Sri Siddalingeshwar Education Society, Room No.2, 9Th Cross K P Agrahara, Bangalore-560023	41	Manjunatha Vidyalaya, No. 74, Vidyaranyanagar, Magadi Road, Bangalore-560023, Room No 2
21	Gurukul International School Room No.1	42	Govt Urdu School, Room No.1

Contd....

Polling Station Level Election Results

Polling Station-wise Votes Secured by Overall Top Five Parties in Vijay Nagar Assembly in Assembly Election (AE) under Bangalore South Parliamentary Constituency in Karnataka (2023)

Number of Polling Station	Winner - M. Krishnappa (INC)	Runner-up - H Ravindra (BJP)	3rd - N. Manjunath (UPJP)	4th - Ramesh Bellamkonda (AAP)	5th - Gulshan Banu (BSP)	NOTA	Other	Total Votes Secured
36	154	329	3	2	0	1	2	491
37	260	324	7	2	0	9	4	606
38	494	288	3	2	0	5	2	794
39	210	367	10	1	0	7	10	605
40	143	204	4	3	1	8	2	365
41	233	293	7	3	0	9	5	550
42	260	569	9	5	0	3	8	854
43	210	298	9	5	2	2	8	534
44	228	447	8	1	0	8	5	697
45	98	295	6	6	0	6	3	414
46	136	399	2	2	2	6	7	554
47	267	353	5	3	0	9	6	643
48	296	263	9	2	0	9	4	583
49	299	256	3	1	1	3	2	565
50	101	307	1	7	0	5	5	426
51	91	212	5	2	1	1	2	314
52	293	266	11	4	0	7	5	586
53	149	282	0	7	0	5	3	446
54	267	385	10	2	0	7	5	676
55	209	329	3	4	2	7	3	557
56	372	244	8	2	1	4	3	634
57	251	165	6	0	0	3	2	427
58	317	321	5	3	1	3	4	654
59	304	232	4	1	0	7	3	551
60	123	215	1	2	0	2	3	346
61	135	287	4	1	0	4	4	435
62	178	294	2	2	0	9	3	488
63	210	286	6	2	2	1	7	514
64	252	256	6	2	1	7	1	525
65	229	168	5	2	0	3	2	409
66	254	391	10	1	0	5	5	666
67	194	319	5	2	0	10	4	534
68	225	385	5	4	0	9	6	634
69	120	219	2	1	1	5	2	350
70	271	345	10	3	2	11	1	643

Contd....

Polling Station Level Election Results

Winner, Runner-up and 3rd Party Position & Winning Margin According to Polling Stations in Vijay Nagar Assembly in Assembly Election (AE) under Bangalore South Parliamentary Constituency in Karnataka (2023)

Polling Station Number	Winner Party	Winner Votes (%)	Runner-up Party	Runner-up Votes (%)	Winning Margin Votes (%)	Third Party	Third Party Votes (%)	Other Votes (%)
71	BJP	357 (55.09)	INC	260 (40.12)	97 (14.97)	UPJP	10 (1.54)	21 (3.24)
72	BJP	322 (59.63)	INC	192 (35.56)	130 (24.07)	UPJP	11 (2.04)	15 (2.78)
73	BJP	309 (67.47)	INC	142 (31)	167 (36.47)	UPJP	2 (0.44)	5 (1.09)
74	INC	430 (59.31)	BJP	265 (36.55)	165 (22.76)	UPJP	10 (1.38)	20 (2.76)
75	INC	314 (57.19)	BJP	202 (36.79)	112 (20.4)	UPJP	10 (1.82)	23 (4.19)
76	INC	378 (58.79)	BJP	236 (36.7)	142 (22.09)	UPJP	9 (1.4)	20 (3.11)
77	INC	300 (51.46)	BJP	243 (41.68)	57 (9.78)	UPJP	14 (2.4)	26 (4.46)
78	INC	195 (47.68)	BJP	194 (47.43)	1 (0.25)	UPJP	7 (1.71)	13 (3.18)
79	INC	288 (55.28)	BJP	212 (40.69)	76 (14.59)	UPJP	12 (2.3)	9 (1.73)
80	INC	454 (59.89)	BJP	269 (35.49)	185 (24.4)	UPJP	17 (2.24)	18 (2.37)
81	INC	297 (59.16)	BJP	182 (36.25)	115 (22.91)	UPJP	13 (2.59)	10 (1.99)
82	INC	274 (54.91)	BJP	200 (40.08)	74 (14.83)	UPJP	10 (2)	15 (3.01)
83	INC	432 (64.48)	BJP	212 (31.64)	220 (32.84)	UPJP	9 (1.34)	17 (2.54)
84	INC	394 (60.06)	BJP	232 (35.37)	162 (24.69)	UPJP	15 (2.29)	15 (2.29)
85	INC	344 (56.03)	BJP	243 (39.58)	101 (16.45)	UPJP	12 (1.95)	15 (2.44)
86	INC	386 (56.76)	BJP	255 (37.5)	131 (19.26)	UPJP	13 (1.91)	26 (3.82)
87	INC	375 (55.07)	BJP	295 (43.32)	80 (11.75)	UPJP	7 (1.03)	4 (0.59)
88	INC	391 (48.09)	BJP	381 (46.86)	10 (1.23)	UPJP	9 (1.11)	32 (3.94)
89	BJP	258 (48.13)	INC	253 (47.2)	5 (0.93)	UPJP	11 (2.05)	14 (2.61)
90	INC	261 (49.34)	BJP	242 (45.75)	19 (3.59)	UPJP	11 (2.08)	15 (2.84)
91	BJP	331 (51.4)	INC	296 (45.96)	35 (5.44)	UPJP	8 (1.24)	9 (1.4)
92	INC	387 (53.53)	BJP	317 (43.85)	70 (9.68)	AAP	3 (0.41)	16 (2.21)
93	BJP	437 (52.09)	INC	385 (45.89)	52 (6.2)	UPJP	4 (0.48)	13 (1.55)
94	INC	176 (67.69)	BJP	83 (31.92)	93 (35.77)	IND (V)	1 (0.38)	0 (0)
95	INC	334 (57.59)	BJP	220 (37.93)	114 (19.66)	UPJP	7 (1.21)	19 (3.28)
96	INC	333 (61.9)	BJP	192 (35.69)	141 (26.21)	UPJP	3 (0.56)	10 (1.86)
97	INC	375 (53.19)	BJP	300 (42.55)	75 (10.64)	UPJP	7 (0.99)	23 (3.26)
98	INC	275 (62.36)	BJP	153 (34.69)	122 (27.67)	UPJP	5 (1.13)	8 (1.81)
99	BJP	258 (58.77)	INC	167 (38.04)	91 (20.73)	UPJP	4 (0.91)	10 (2.28)
100	BJP	194 (58.61)	INC	127 (38.37)	67 (20.24)	UPJP	3 (0.91)	7 (2.11)
101	BJP	267 (59.73)	INC	173 (38.7)	94 (21.03)	IND (KM)	2 (0.45)	5 (1.12)
102	BJP	322 (62.77)	INC	182 (35.48)	140 (27.29)	AAP	4 (0.78)	5 (0.97)
103	BJP	324 (57.14)	INC	224 (39.51)	100 (17.63)	UPJP	7 (1.23)	12 (2.12)
104	BJP	272 (61.12)	INC	162 (36.4)	110 (24.72)	UPJP	2 (0.45)	9 (2.02)
105	BJP	527 (59.01)	INC	337 (37.74)	190 (21.27)	UPJP	10 (1.12)	19 (2.13)

Contd....

DISCLAIMER

The Terms of Use and Disclaimer of Datanet India Private Limited (hereinafter referred to as "Datanet") for use of this analysis report of **Vijay Nagar Assembly Constituency (Vijay Nagar Vidhan Sabha)** :-

1. **Assembly Factbook™** is a Registered Trade Mark owned by Datanet.
2. All the maps are sketched and graphical representation only and have not been drawn to the scale and also not to represent the actual geographical area or boundary of the unit.
3. The data for the aforesaid analysis is based on authentic sources and has been culled from the various publications of Census, CSO and NSSO for district and block level data, various central and state government departments, Central & State Elections Commissions and the concerned Returning Officers' releases, Electoral Rolls, Election results and allied publications, internal assessment, surveys, estimates and analysis. Therefore, certain adjustment of data at micro level may have been done to arrive closer to the macro data.
4. Data have been provided on an "As Is" and "As AVAILABLE" basis
5. The colours shown in the maps or diagram and charts of a particular party, alliance or AC are indicative and do not represent them.
6. This publication which includes maps, sheets, graphs and data would be the property under copyright of Datanet only. The user may use these for its internal study, analysis and research purposes. It's public display, re-selling or any commercial uses by the user are not allowed.
7. Datanet has taken due care and caution in compilation and processing of data and allied information, but does not guarantee the accuracy, adequacy or completeness of any information/analysis and will be not responsible for any errors or omissions or for the results obtained from the use of such information/analysis.
8. All the contents for the publication have been culled from various authentic sources and Datanet reasonably believes such sources to be reliable, but does not make any representations, express or implied as to the accuracy or fitness of use of such information. The information or contents of the information/analysis do not constitute advice and should not be relied upon in making (or refraining from making) any decision. Any reliance placed upon the information provided by Datanet is the sole responsibility and strictly at the user's risk.
9. In no event will Datanet be liable for any damages (including, without limitation, damages for loss of business projects, or loss of profits) arising in contract, tort or otherwise from the use of or inability to use any of its contents, or from any action taken (or refrained from being taken) as a result of using the analysis or any of its contents. Datanet its directors, owners, editors, officials, employees, distributor and agents or any associate will not be liable for any errors in the information contained or any consequences arising from the use of the contents of the provided information/analysis.
10. If any provision of these terms and conditions is held invalid or illegal or unenforceable for any reason by any court of competent jurisdiction, such provision shall be severed and the remainder of provisions of the terms and conditions shall continue in full force and effect as if the Term of Use had been executed with the invalid, illegal or unenforceable provision eliminated.
11. If there are any discrepancies in the information provided, please bring it to attention of Datanet for suitable rectification measures.

Buy Online This Complete Book At
Datanet India eBooks Store

www.indiastatpublications.com

or go directly at

[http://www.indiastatpublications.com/
Assembly_factbook/Karnataka/Bangalore_South/Vijay_Nagar](http://www.indiastatpublications.com/Assembly_factbook/Karnataka/Bangalore_South/Vijay_Nagar)

 **indiastat**elections

ISBN - 978-93-5763-954-5



9 789357 163954 5