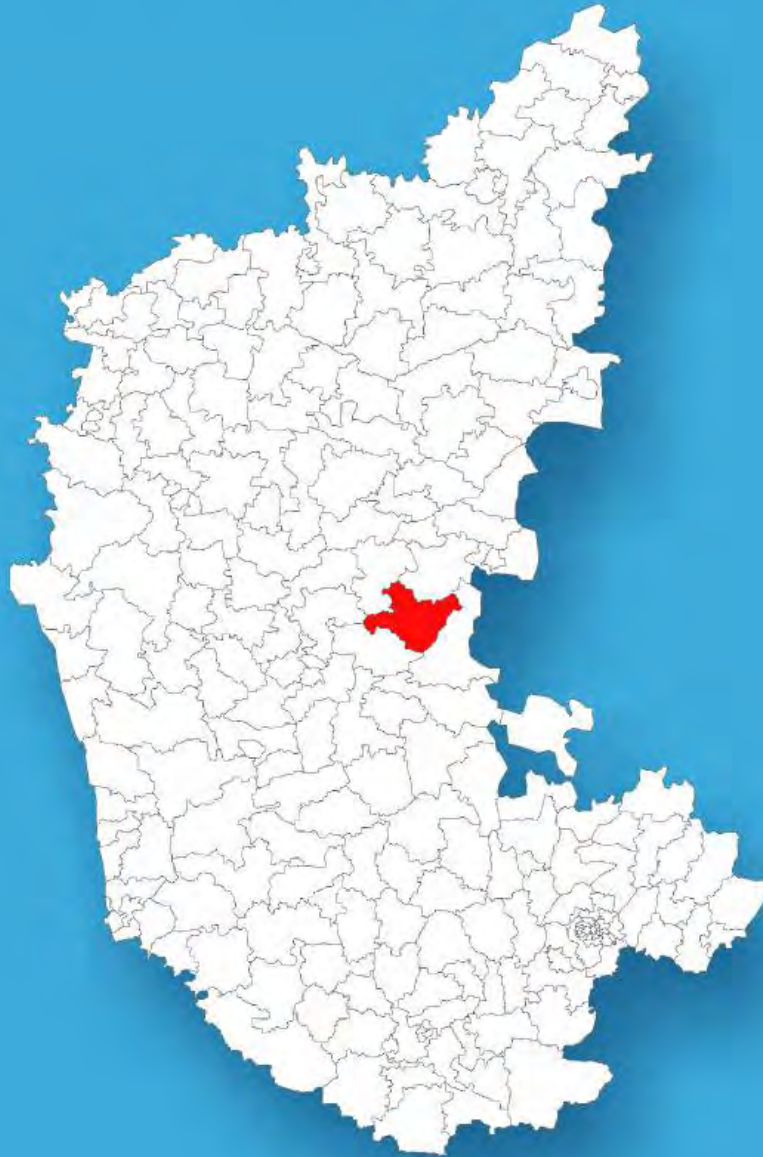




Karnataka

Assembly Factbook™

Kudligi Assembly Constituency



Key Electoral Data of Kudligi
Assembly Constituency (Vidhan Sabha)

Karnataka
Assembly FactbookTM
Kudligi Assembly Constituency



Kudligi Vidhan Sabha

Editor & Director

Dr. R.K. Thukral

Research Editor

Dr. Shafeeq Rahman

Compiled, Researched and Published by Datanet India Pvt. Ltd.

D-100, 1st Floor,

Okhla Industrial Area, Phase-I,

New Delhi- 110020.

Ph.: 91-11- 43580781-84

Email : support@indiastatpublications.com

Website : <http://www.indiastatelections.com>

Online Book Store :

www.indiastatpublications.com

Report No. : AFB/KA-096-0624

ISBN : 978-93-5763-995-8

First Edition : January, 2018

Seventh Updated Edition : June, 2024

Price : Rs.11500/-

US\$ 310

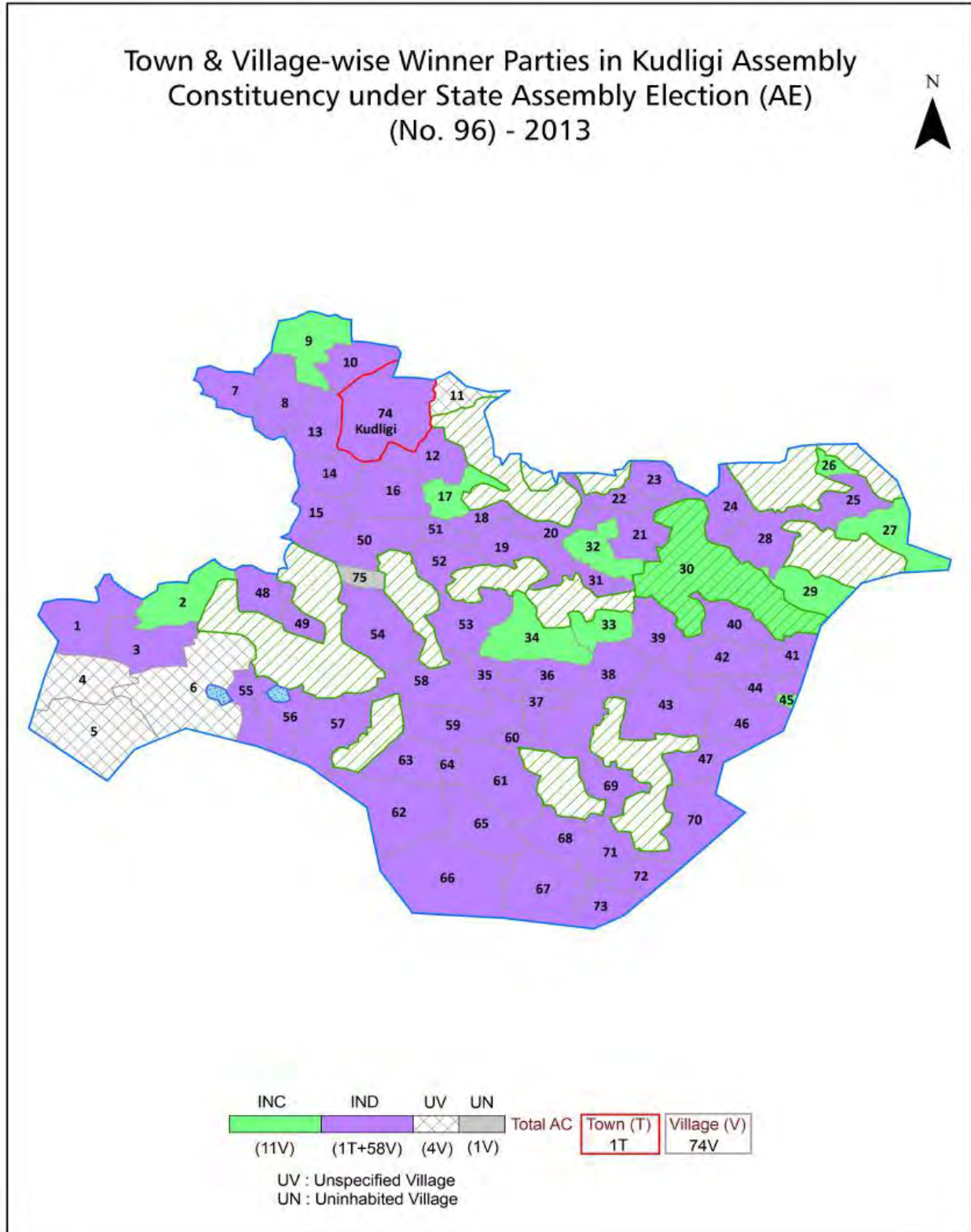
© Datanet India Pvt. Ltd.

All rights reserved. No part of this book may be reproduced, stored in a retrieval system or transmitted in any form or by any means, mechanical photocopying, photographing, scanning, recording or otherwise without the prior written permission of the publisher. Please refer to Disclaimer at page no. 207 for the use of this publication.

Printed in India

No.	Particulars	Page No.
	Introduction	
1	Assembly Constituency - (Vidhan Sabha) at a Glance Features of Assembly as per Delimitation Commission of India (2008)	1-2
	Location and Political Maps	
2	Location Map Boundaries of Assembly Constituency - (Vidhan Sabha) in District Boundaries of Assembly Constituency under Parliamentary Constituency - (Lok Sabha) Town & Village-wise Winner Parties- 2024, 2023, 2019, 2018, 2014, 2013 and 2009	3-11
	Administrative Setup (2011)	
3	District Sub-district Towns Villages Inhabited Villages Uninhabited Villages Village Panchayat Intermediate Panchayat	12-16
	Demographics (2011)	
4	Population Households Rural/Urban Population Towns and Villages by Population Size Sex Ratio (Total & 0-6 Years) Religious Population Social Population Literacy Rate	17-18
	Electoral Features	
5	Important Dates of Last Elections Held Electors by Gender Service Electors Voters Voters Turnout Polling Stations & Average Number of Electors per Polling Station Electors by Age Group Present Elected Representatives	19-24
	Historical Summary Election Results	
6	Vote Share of Major Parties Winning Margin (Number & Percentage) Polarity of Parties Summary Result of Assembly Segment of Parliamentary Elections 2024, 2019, 2014, 2009, 2004 and 1999 Summary Result of Assembly Elections 2023, 2018, 2013, 2008, 2004, 1999, 1994, 1989, 1985, 1983, 1978, 1972, 1967 and 1962	25-47
	Polling Station Level Election Results	
7	Name and Number of Polling Station 2024, 2023, 2019, 2018, 2014, 2013 and 2009 Polling Station-wise Electors, Voters & Voters Turnout 2024, 2023, 2019, 2018, 2014, 2013 and 2009 Polling Station wise Elections Results 2024, 2023, 2019, 2018, 2014, 2013 and 2009	48-187
	Share of Assembly Constituency	
8	Share of Assembly Constituency - (Vidhan Sabha) in State, District and Parliamentary Constituency - (Lok Sabha)	188
	Socio-Economic Amenities (2011)	
9	Access to Administrative Units Agricultural, Manufacturing and Industrial Commodities Demographic Indicators Education Health & Manpower Drinking Water Supply Sanitation Entertainment and Recreations Infrastructure Power Food Allocation Distribution and Marketing of Agriculture Commodities Infrastructure Transport and Road Infrastructure Communication Banking and Financial Services Land Use Irrigation Source	190-204
10	Abbreviation & Sources	205-206
11	Disclaimer	207

Location & Political Map



Administrative Setup

List of Village Panchayat & Intermediate Panchayat (Block) Name - 2011

Village Name	Village Panchayat Name	Intermediate Panchayat Name
Adavi Sooravvanahalli	Marabha	Kudligi
Alur	Alooru	Kudligi
Amalapura	Chowdapura	Kudligi
Ammanakeri	Marabha	Kudligi
Appainahalli	Appenhalli	Kudligi
Badaladuku	Badaladuku	Kudligi
Banavikal	Banavikallu	Kudligi
Bande Basapura Tanda	Shivapura	Kudligi
Belligatta	Belligatta	Kudligi
Bellikatti	Harakabhavi	Kudligi
Boppalapura	Hirehegdal	Kudligi
Byluthambaraguddi	Hirekumbalagunte	Kudligi
Chandrasekarapura	Ramdurg	Kudligi
Chikkajogi Tanda	Makanadaku	Kudligi
Chitrathagundu	Chiratagundu	Kudligi
Chowdapura	Chowdapura	Kudligi
Gandabommanahalli	Gandabommanahalli	Kudligi
Gudekota	Gudekote	Kudligi
Gundinahole	Marabha	Kudligi
Gundumunugu	Gundumunugu	Kudligi
Halasagara	Appenhalli	Kudligi
Harakabhavi	Harakabhavi	Kudligi
Harudi	Jermali	Kudligi
Hireheggadahal	Hirehegdal	Kudligi
Hirekumbalagunta	Hirekumbalagunte	Kudligi
Hirevaddarahalli	Kalapura	Kudligi
Hosahalli	Hosahalli	Kudligi
Hudem	Hudem	Kudligi
Hulikere	Hirekumbalagunte	Kudligi

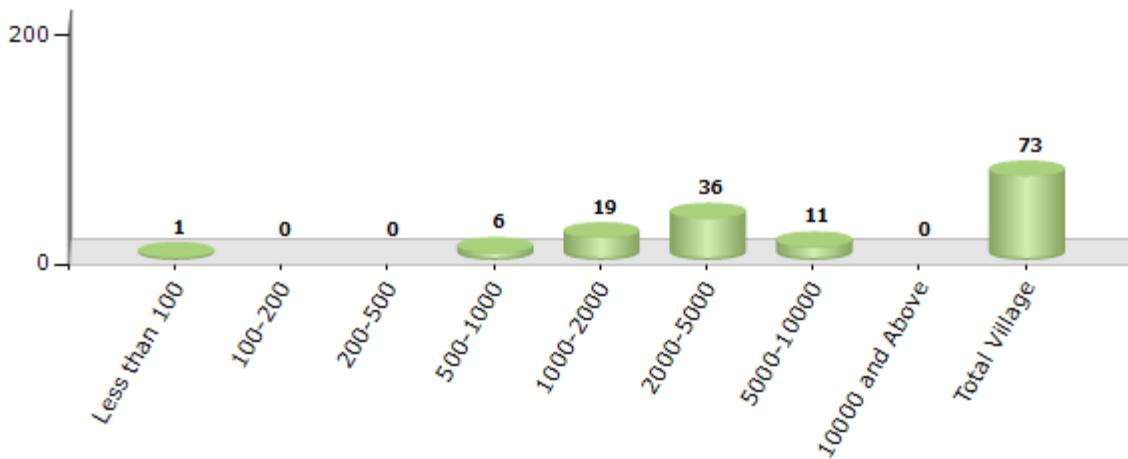
Contd....

Demographic

Number of Villages by Population Size - 2011

Less than 100	100-200	200-500	500-1000	1000-2000	2000-5000	5000-10000	10000 and Above	Total Village
1	0	0	6	19	36	11	0	73

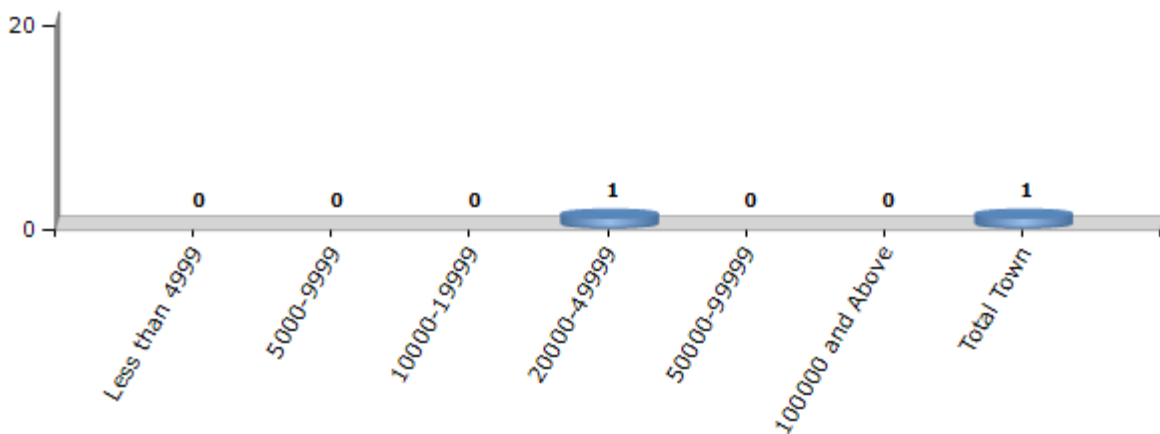
Number of Villages by Population Size - 2011



Number of Towns by Population Size - 2011

Less than 4999	5000-9999	10000-19999	20000-49999	50000-99999	100000 and Above	Total Town
0	0	0	1	0	0	1

Number of Towns by Population Size - 2011

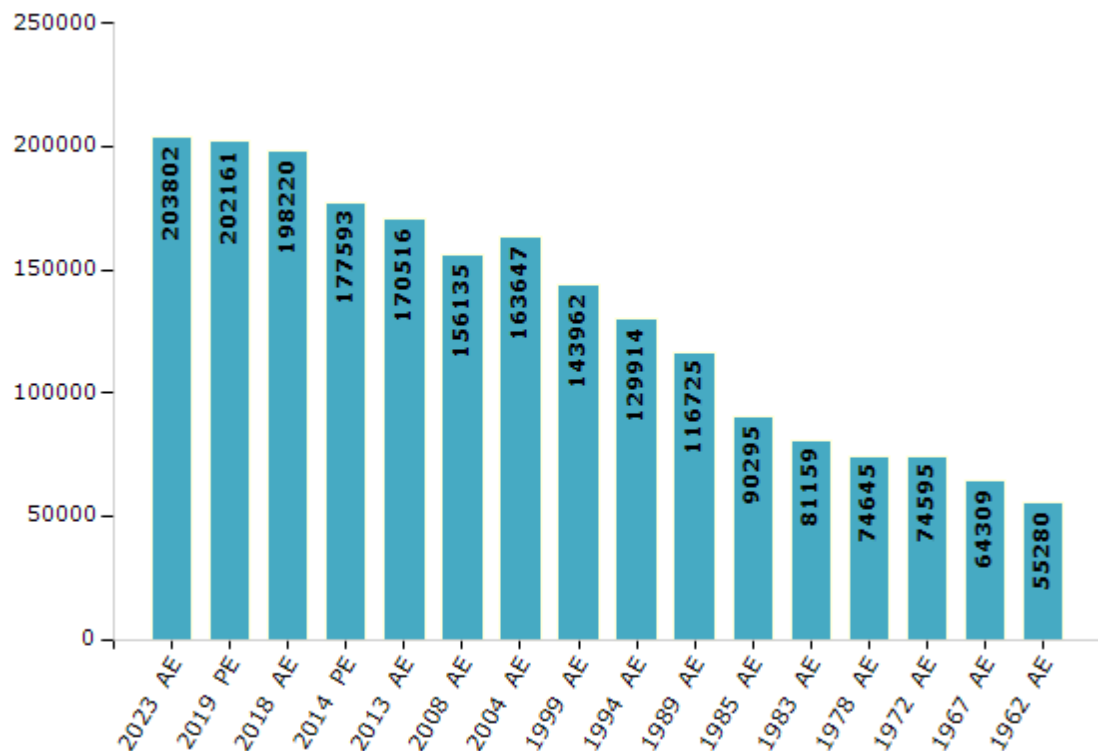


Electoral Features

Electors by Male & Female

Year	Male	Female	Others	Total	Year	Male	Female	Others	Total
2023 AE	103435	100353	14	203802	1999 AE	71613	72349	-	143962
2019 PE	102454	99697	10	202161	1994 AE	63890	66024	-	129914
2018 AE	100782	97425	13	198220	1989 AE	57741	58984	-	116725
2014 PE	90718	86866	9	177593	1985 AE	44110	46185	-	90295
2013 AE	87183	83333	0	170516	1983 AE	39732	41427	-	81159
2009 PE	-	-	-	-	1978 AE	36259	38386	-	74645
2008 AE	78878	77257	-	156135	1972 AE	37558	37037	-	74595
2004 PE	-	-	-	-	1967 AE	-	-	-	64309
2004 AE	81530	82117	-	163647	1962 AE	-	-	-	55280
1999 PE	-	-	-	-	1957 AE	-	-	-	-

Number of Electors

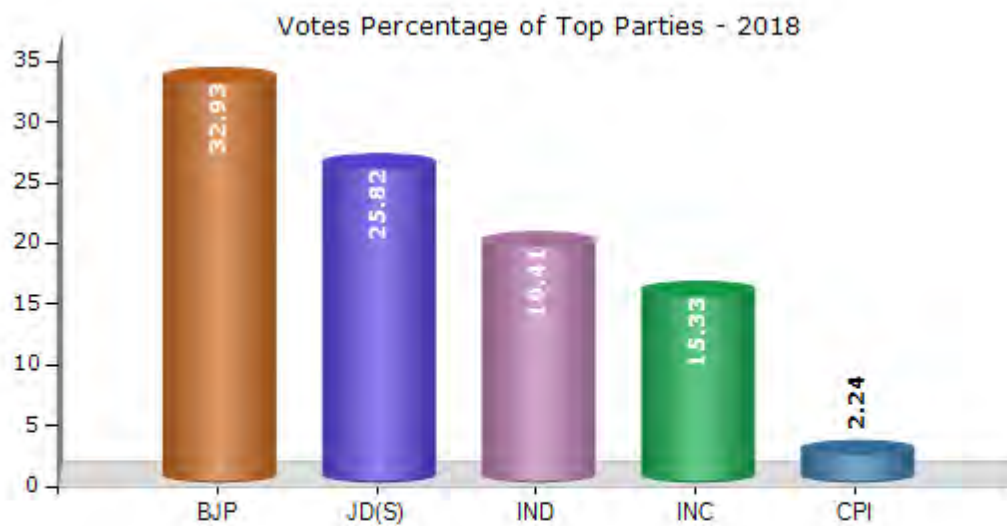


Note : AE : Assembly Election, PE : Assembly Segment of Parliamentary Election

Historical Summary Election Results

Summary Result of Assembly Election - 2018

Candidate Name	Party	Votes	Votes %
N.Y. Gopalakrishna	BJP	50085	32.93
N.T. Bommanna	JD(S)	39272	25.82
Lokesh. V. Nayaka	IND	29514	19.41
Raghu Gujjal	INC	23316	15.33
H.Veeranna	CPI	3414	2.24
Basappa. N	SJPA	1412	0.93
H. P. Sharanappa	AIMEP	1035	0.68
Mahadevappa	IND	1016	0.67
G.Eshappa	JD(U)	957	0.63
	NOTA	2055	1.35



Polling Station Level Election Results

Number and Name of Polling Stations (PS) (2023)

Number of Polling Stations	Name of Polling Stations	Number of Polling Stations	Name of Polling Stations
1	Govt Junior Primary School Sanehalli	22	Govt Senior Primary School, Morabanahalli
2	Govt Senior Primary School Bhoppalapur	23	Government Junior Primary School, Moraba Gollarhatti
3	Govt Senior Primary School North Part Hirehegdal	24	Government Junior Primary School, Biralaguda
4	Govt Senior Primary School, Southern Part Hirehegdal	25	Government Senior Primary School, Kuppinakere
5	Govt Senior Primary School Sasalawada	26	Govt Higher Primary School, Eechalabommanahalli
6	Govt Senior Primary School Sasalawada Balabhaga	27	Govt Senior Primary School, Rs.No. 01, Badeladaku
7	Government Senior Primary School, (South Side), Shivpur	28	Govt Senior Primary School, Rs.No. 02, Badeladaku
8	Government Senior Primary School, (South Wing Room No. 01), Shivpur	29	Government Senior Primary School, Badeladaku Rs.No.4
9	Government Junior Primary School, Shivpur Gollarhatti	30	Government Senior Primary School, Badeladaku Rs.No.5
10	Govt Senior Primary School Jangamasowenahalli	31	Government Junior Primary School, Doddogollarhatti
11	Government Senior Primary School North Bhaga Bandebasapurthanda	32	Government Junior Primary School, Thuppakanahalli
12	Government Senior Primary School North Part (Room No 3) Bandebasapurthanda	33	Govt Senior High School, Nagalpur
13	Government Senior Primary School, West Side, Bandebasapurthanda	34	Government United Pre-Graduate College, Mg Road Room No. 01, Koodligi
14	Govt Senior Primary School, Kaivalyapur	35	Government United Pre-Graduate College, Mg Road Room No. 02, Koodligi
15	Government Higher Primary School, Ammanakeri	36	Taha English Medium School, Azad Nagar, Room No. 1 Koodligi
16	Government Senior Primary School Left Side, Ammanakeri	37	Taha English Medium School, Azad Nagar Room No. 2 Kudligi
17	Government Senior Primary School, Kakkuppi	38	Government United Pre-Graduation College, Mg Road Room No. 3 Koodligi
18	Govt Senior Primary School, Virupapura	39	Government United Pre-Graduation College, Mg Road Room No. 4 Koodligi
19	Government Junior Primary School, Advipuravvanahalli	40	S.K.Pr.(Kannada) School, Azad Nagar Room No. 1 Koodligi
20	Government Senior Primary School, (Right Wing), Moraba	41	S.K.Pr.(Kannada) School, Azad Nagar Room No. 2 Koodligi
21	Government Senior Primary School, (Left Wing), Moraba	42	Govt Senior Primary School Korakhana Koodligi

Contd....

Polling Station Level Election Results

Polling Station-wise Votes Secured by Overall Top Five Parties in Kudligi Assembly in Assembly Election (AE) under Bellary Parliamentary Constituency in Karnataka (2023)

Number of Polling Station	Winner - Srinivas N T (INC)	Runner-up - Lokesh. V. Nayaka (BJP)	3rd - Pujar Bheemappa (JD(S))	4th - H. Veeranna (CPI)	5th - Srinivas. N. (AAP)	NOTA	Other	Total Votes Secured
36	398	242	11	1	5	3	3	663
37	325	177	3	1	3	3	2	514
38	305	189	5	3	2	5	6	515
39	268	123	3	3	1	4	4	406
40	422	56	2	0	0	2	4	486
41	368	210	8	2	5	4	2	599
42	100	66	2	0	2	3	1	174
43	79	142	7	0	1	6	4	239
44	423	252	9	5	2	2	3	696
45	606	294	6	2	7	2	11	928
46	311	203	9	3	4	6	3	539
47	228	243	5	0	3	4	6	489
48	504	388	10	3	3	6	5	919
49	188	236	3	2	1	4	3	437
50	339	170	5	4	1	6	5	530
51	376	158	5	1	1	3	4	548
52	743	251	18	5	11	7	11	1046
53	625	271	4	3	8	4	5	920
54	563	123	4	3	3	5	1	702
55	457	279	9	0	5	3	6	759
56	384	271	5	5	5	4	5	679
57	169	39	1	3	2	1	6	221
58	515	337	10	9	14	4	16	905
59	277	142	4	3	8	1	6	441
60	442	315	11	12	6	5	10	801
61	437	96	9	5	1	0	4	552
62	692	338	8	6	8	5	17	1074
63	549	248	18	8	7	5	12	847
64	337	273	7	3	2	4	6	632
65	335	71	0	2	1	2	1	412
66	288	247	3	2	4	2	3	549
67	527	197	18	19	8	17	20	806
68	565	115	13	3	2	3	10	711
69	490	106	1	27	3	2	4	633
70	197	34	2	1	3	1	1	239

Contd....

Polling Station Level Election Results

Winner, Runner-up and 3rd Party Position & Winning Margin According to Polling Stations in Kudligi Assembly in Assembly Election (AE) under Bellary Parliamentary Constituency in Karnataka (2023)

Polling Station Number	Winner Party	Winner Votes (%)	Runner-up Party	Runner-up Votes (%)	Winning Margin Votes (%)	Third Party	Third Party Votes (%)	Other Votes (%)
71	INC	545 (63.3)	BJP	289 (33.57)	256 (29.73)	CPI	8 (0.93)	19 (2.21)
72	INC	598 (72.84)	BJP	203 (24.73)	395 (48.11)	CPI	7 (0.85)	13 (1.58)
73	INC	443 (63.92)	BJP	222 (32.03)	221 (31.89)	JD(S)	8 (1.15)	20 (2.89)
74	INC	556 (68.47)	BJP	212 (26.11)	344 (42.36)	CPI	15 (1.85)	29 (3.57)
75	INC	376 (59.12)	BJP	237 (37.26)	139 (21.86)	JD(S)	14 (2.2)	9 (1.42)
76	INC	330 (70.66)	BJP	115 (24.63)	215 (46.03)	AAP	5 (1.07)	17 (3.64)
77	BJP	364 (52.45)	INC	284 (40.92)	80 (11.53)	JD(S)	27 (3.89)	19 (2.74)
78	INC	266 (64.72)	BJP	127 (30.9)	139 (33.82)	CPI	9 (2.19)	9 (2.19)
79	INC	593 (59.3)	BJP	363 (36.3)	230 (23)	JD(S)	11 (1.1)	33 (3.3)
80	INC	730 (69.66)	BJP	274 (26.15)	456 (43.51)	CPI	13 (1.24)	31 (2.96)
81	INC	342 (67.72)	BJP	143 (28.32)	199 (39.4)	AAP	6 (1.19)	14 (2.77)
82	INC	336 (55.45)	BJP	242 (39.93)	94 (15.52)	JD(S)	8 (1.32)	20 (3.3)
83	INC	359 (74.17)	BJP	107 (22.11)	252 (52.06)	CPI	5 (1.03)	13 (2.69)
84	INC	701 (69.68)	BJP	254 (25.25)	447 (44.43)	CPI	26 (2.58)	25 (2.49)
85	INC	387 (65.59)	BJP	163 (27.63)	224 (37.96)	JD(S)	24 (4.07)	16 (2.71)
86	INC	563 (96.9)	BJP	14 (2.41)	549 (94.49)	AAP	2 (0.34)	2 (0.34)
87	INC	289 (72.98)	BJP	100 (25.25)	189 (47.73)	JD(S)	2 (0.51)	5 (1.26)
88	INC	725 (79.85)	BJP	133 (14.65)	592 (65.2)	AAP	20 (2.2)	30 (3.3)
89	INC	326 (72.61)	BJP	102 (22.72)	224 (49.89)	JD(S)	10 (2.23)	11 (2.45)
90	INC	551 (80.32)	BJP	111 (16.18)	440 (64.14)	JD(S)	11 (1.6)	13 (1.9)
91	INC	533 (57.07)	BJP	353 (37.79)	180 (19.28)	CPI	11 (1.18)	37 (3.96)
92	INC	394 (72.83)	BJP	131 (24.21)	263 (48.62)	CPI	4 (0.74)	12 (2.22)
93	INC	555 (69.2)	BJP	217 (27.06)	338 (42.14)	JD(S)	9 (1.12)	21 (2.62)
94	INC	422 (57.57)	BJP	281 (38.34)	141 (19.23)	JD(S)	10 (1.36)	20 (2.73)
95	INC	389 (64.09)	BJP	166 (27.35)	223 (36.74)	UPJP	15 (2.47)	37 (6.1)
96	INC	549 (90.59)	BJP	26 (4.29)	523 (86.3)	AAP	16 (2.64)	15 (2.48)
97	INC	548 (89.11)	BJP	48 (7.8)	500 (81.31)	CPI	6 (0.98)	13 (2.11)
98	INC	1050 (89.9)	BJP	56 (4.79)	994 (85.11)	JD(S)	16 (1.37)	46 (3.94)
99	INC	558 (82.18)	BJP	96 (14.14)	462 (68.04)	KRS	8 (1.18)	17 (2.5)
100	INC	743 (71.17)	BJP	274 (26.25)	469 (44.92)	AAP	7 (0.67)	20 (1.92)
101	INC	241 (60.86)	BJP	147 (37.12)	94 (23.74)	AAP	3 (0.76)	5 (1.26)
102	INC	545 (63.15)	BJP	289 (33.49)	256 (29.66)	CPI	6 (0.7)	23 (2.67)
103	INC	242 (62.21)	BJP	127 (32.65)	115 (29.56)	AAP	6 (1.54)	14 (3.6)
104	INC	431 (60.36)	BJP	236 (33.05)	195 (27.31)	AAP	30 (4.2)	17 (2.38)
105	INC	282 (60.91)	BJP	123 (26.57)	159 (34.34)	JD(S)	33 (7.13)	25 (5.4)

Contd....

Socio-Economic Amenities - Rural

Access to Education Facilities

Particulars	Number of Village (% of Population)				
	Available	Not Available	If Not Available (Distance of Nearest Facility)		
			A	B	C
Govt. Primary School	72 (100)	1 (0)	1 (0)	0 (0)	0 (0)
Private Primary School	6 (15)	67 (85)	0 (0)	0 (0)	0 (0)
Govt. Middle School	65 (95)	8 (5)	4 (1)	4 (4)	0 (0)
Private Middle School	4 (13)	69 (87)	0 (0)	0 (0)	0 (0)
Govt. Secondary School	18 (36)	55 (64)	18 (20)	17 (20)	3 (3)
Private Secondary School	11 (22)	62 (78)	5 (4)	3 (2)	0 (0)
Govt. Senior Secondary School	2 (5)	71 (95)	8 (11)	22 (26)	15 (15)
Private Senior Secondary School	3 (10)	70 (90)	7 (8)	14 (20)	2 (5)
Govt. Arts and Science Degree College	0 (0)	73 (100)	4 (6)	8 (11)	46 (63)
Private Arts and Science Degree College	1 (2)	72 (98)	0 (0)	2 (2)	12 (16)
Govt. Engineering College	0 (0)	73 (100)	0 (0)	0 (0)	36 (46)
Private Engineering College	0 (0)	73 (100)	0 (0)	0 (0)	37 (54)
Govt. Medicine College	0 (0)	73 (100)	2 (3)	17 (20)	39 (49)
Private Medicine College	0 (0)	73 (100)	0 (0)	7 (15)	8 (13)
Govt. Management Institute	0 (0)	73 (100)	0 (0)	0 (0)	58 (72)
Private Management Institute	0 (0)	73 (100)	0 (0)	0 (0)	15 (28)
Govt. Polytechnic	0 (0)	73 (100)	4 (6)	7 (10)	60 (82)
Private Polytechnic	0 (0)	73 (100)	0 (0)	0 (0)	2 (3)
Govt. Vocational Training School/ITI	0 (0)	73 (100)	4 (6)	7 (10)	24 (27)
Private Vocational Training School/ITI	6 (14)	67 (86)	0 (0)	3 (3)	29 (41)
Govt. Non Formal Training Centre	0 (0)	73 (100)	4 (6)	10 (13)	56 (77)
Private Non Formal Training Centre	0 (0)	73 (100)	0 (0)	0 (0)	3 (4)
Govt. School For Disabled	0 (0)	73 (100)	1 (1)	3 (3)	12 (12)
Private School For Disabled	2 (4)	71 (96)	0 (0)	2 (6)	53 (73)
Government Others	0 (0)	73 (100)	0 (0)	6 (7)	22 (26)
Private Others	1 (4)	72 (96)	2 (4)	8 (11)	34 (48)

Note : Distance A : Less than 5 km; B : Between 5-10 km; C : 10+ km.; Source : Data Analysis is based on 2011 Census.

DISCLAIMER

The Terms of Use and Disclaimer of Datanet India Private Limited (hereinafter referred to as "Datanet") for use of this analysis report of **Kudligi Assembly Constituency (Kudligi Vidhan Sabha)** :-

1. **Assembly Factbook™** is a Registered Trade Mark owned by Datanet.
2. All the maps are sketched and graphical representation only and have not been drawn to the scale and also not to represent the actual geographical area or boundary of the unit.
3. The data for the aforesaid analysis is based on authentic sources and has been culled from the various publications of Census, CSO and NSSO for district and block level data, various central and state government departments, Central & State Elections Commissions and the concerned Returning Officers' releases, Electoral Rolls, Election results and allied publications, internal assessment, surveys, estimates and analysis. Therefore, certain adjustment of data at micro level may have been done to arrive closer to the macro data.
4. Data have been provided on an "As Is" and "As AVAILABLE" basis
5. The colours shown in the maps or diagram and charts of a particular party, alliance or AC are indicative and do not represent them.
6. This publication which includes maps, sheets, graphs and data would be the property under copyright of Datanet only. The user may use these for its internal study, analysis and research purposes. It's public display, re-selling or any commercial uses by the user are not allowed.
7. Datanet has taken due care and caution in compilation and processing of data and allied information, but does not guarantee the accuracy, adequacy or completeness of any information/analysis and will be not responsible for any errors or omissions or for the results obtained from the use of such information/analysis.
8. All the contents for the publication have been culled from various authentic sources and Datanet reasonably believes such sources to be reliable, but does not make any representations, express or implied as to the accuracy or fitness of use of such information. The information or contents of the information/analysis do not constitute advice and should not be relied upon in making (or refraining from making) any decision. Any reliance placed upon the information provided by Datanet is the sole responsibility and strictly at the user's risk.
9. In no event will Datanet be liable for any damages (including, without limitation, damages for loss of business projects, or loss of profits) arising in contract, tort or otherwise from the use of or inability to use any of its contents, or from any action taken (or refrained from being taken) as a result of using the analysis or any of its contents. Datanet its directors, owners, editors, officials, employees, distributor and agents or any associate will not be liable for any errors in the information contained or any consequences arising from the use of the contents of the provided information/analysis.
10. If any provision of these terms and conditions is held invalid or illegal or unenforceable for any reason by any court of competent jurisdiction, such provision shall be severed and the remainder of provisions of the terms and conditions shall continue in full force and effect as if the Term of Use had been executed with the invalid, illegal or unenforceable provision eliminated.
11. If there are any discrepancies in the information provided, please bring it to attention of Datanet for suitable rectification measures.

**Buy Online This Complete Book At
Datanet India eBooks Store**

www.indiastatpublications.com

or go directly at

[http://www.indiastatpublications.com/
Assembly_factbook/Karnataka/Bellary/ Kudligi](http://www.indiastatpublications.com/Assembly_factbook/Karnataka/Bellary/Kudligi)

 **india**stat**elections**

ISBN : 978-93-5763-995-8



9 789357 163995 8