



Karnataka

Assembly Factbook™

Honnali Assembly Constituency



Key Electoral Data of Honnali
Assembly Constituency (Vidhan Sabha)

Karnataka

Assembly Factbook™

Honnali Assembly Constituency



Honnali Vidhan Sabha

Editor & Director

Dr. R.K. Thukral

Research Editor

Dr. Shafeeq Rahman

**Compiled, Researched and Published by
Datanet India Pvt. Ltd.**

D-100, 1st Floor,

Okhla Industrial Area, Phase-I,

New Delhi- 110020.

Ph.: 91-11- 43580781-84

Email : support@indiastatpublications.com

Website : <http://www.indiastatelections.com>

Online Book Store :

www.indiastatpublications.com

Report No. : AFB/KA-110-0125

ISBN : 978-93-5802-062-5

First Edition : January, 2018

Eighth Updated Edition : January, 2025

Price : Rs.11500/-

US\$ 310

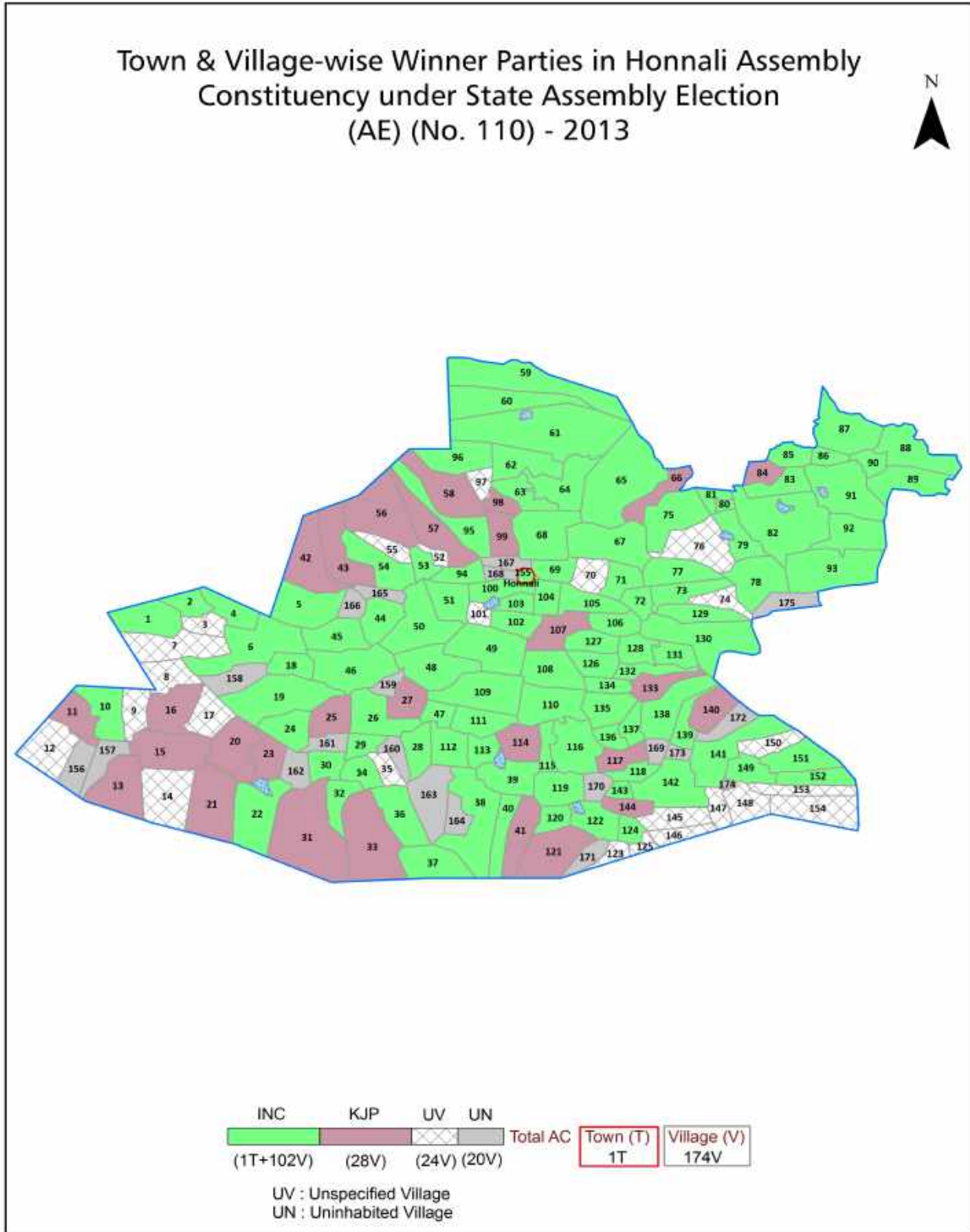
© Datanet India Pvt. Ltd.

All rights reserved. No part of this book may be reproduced, stored in a retrieval system or transmitted in any form or by any means, mechanical photocopying, photographing, scanning, recording or otherwise without the prior written permission of the publisher. Please refer to Disclaimer at page no. 217 for the use of this publication.

Printed in India

No.	Particulars	Page No.
	Introduction	
1	Assembly Constituency - (Vidhan Sabha) at a Glance Features of Assembly as per Delimitation Commission of India (2008)	1-2
	Location and Political Maps	
2	Location Map Boundaries of Assembly Constituency - (Vidhan Sabha) in District Boundaries of Assembly Constituency under Parliamentary Constituency - (Lok Sabha) Town & Village-wise Winner Parties- 2024, 2023, 2019, 2018, 2014, 2013 and 2009	3-11
	Administrative Setup (2011)	
3	District Sub-district Towns Villages Inhabited Villages Uninhabited Villages Village Panchayat Intermediate Panchayat	12-20
	Demographics (2011)	
4	Population Households Rural/Urban Population Towns and Villages by Population Size Sex Ratio (Total & 0-6 Years) Religious Population Social Population Literacy Rate	21-22
	Electoral Features	
5	Important Dates of Last Elections Held Electors by Gender Service Electors Voters Voters Turnout Polling Stations & Average Number of Electors per Polling Station Electors by Age Group Present Elected Representatives	23-28
	Historical Summary Election Results	
6	Vote Share of Major Parties Winning Margin (Number & Percentage) Polarity of Parties Summary Result of Assembly Segment of Parliamentary Elections 2024, 2019, 2014, 2009, 2004 and 1999 Summary Result of Assembly Elections 2023, 2018, 2013, 2008, 2004, 1999, 1994, 1989, 1985, 1983, 1978, 1972, 1967, 1962 and 1957	29-52
	Polling Station Level Election Results	
7	Name and Number of Polling Station 2024, 2023, 2019, 2018, 2014, 2013 and 2009 Polling Station-wise Electors, Voters & Voters Turnout 2024, 2023, 2019, 2018, 2014, 2013 and 2009 Polling Station wise Elections Results 2024, 2023, 2019, 2018, 2014, 2013 and 2009	53-197
	Share of Assembly Constituency	
8	Share of Assembly Constituency - (Vidhan Sabha) in State, District and Parliamentary Constituency - (Lok Sabha)	198
	Socio-Economic Amenities (2011)	
9	Access to Administrative Units Agricultural, Manufacturing and Industrial Commodities Demographic Indicators Education Health & Manpower Drinking Water Supply Sanitation Entertainment and Recreations Infrastructure Power Food Allocation Distribution and Marketing of Agriculture Commodities Infrastructure Transport and Road Infrastructure Communication Banking and Financial Services Land Use Irrigation Source	200-214
10	Abbreviation & Sources	215-216
11	Disclaimer	217

Location & Political Map



Administrative Setup

List of Village Panchayat & Intermediate Panchayat (Block) Name - 2011

Village Name	Village Panchayat Name	Intermediate Panchayat Name
Anjaneyapura	Kammaragatte	Honnali
Arabagatte	Arabagatte	Honnali
Arakere	Arakere	Honnali
Arehalli	Ganganakote	Honnali
Arundi	Kenchikoppa	Honnali
Bagavadi	Hosahalli	Honnali
Balamuri	Gopagondanahalli	Honnali
Balleshwara	Hanumasagara	Honnali
Bannikodu	Bannikodu	Honnali
Basavanahalli	Basavanahalli	Honnali
Basavapura	Kammaragatte	Honnali
Beeragondanahalli	Beeragondanahalli	Honnali
Belaguthi	Belaguthi	Honnali
Belalakatte	Chinnikatte	Honnali
Belimallur	Belimallur	Honnali
Benakanahalli	Benakanahalli	Honnali
Bevinahalli	Thimalapura	Honnali
Bidaragadde	H.Kadadakatte	Honnali
Bidarahalli	Chinnikatte	Honnali
Bijogatte	Ganganakote	Honnali
Bullapura	Rampura	Honnali
Byranahalli	Kyasainakere	Honnali
Channambapura	Hunasaghatta	Honnali
Channanahalli	Kyasainakere	Honnali
Chatnahalli	Chatnahalli	Honnali
Chickagonigere	Hiregonigere	Honnali
Chikkabasur	Benakanahalli	Honnali
Chikkahalivana	Yakkanahalli	Honnali
Chikkerahalli	Hathur	Honnali

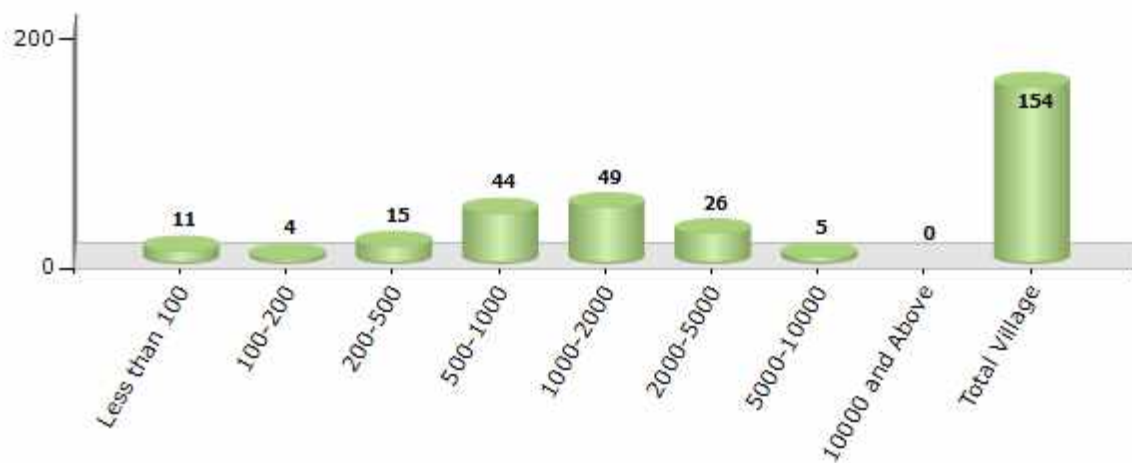
Contd....

Demographic

Number of Villages by Population Size - 2011

Less than 100	100-200	200-500	500-1000	1000-2000	2000-5000	5000-10000	10000 and Above	Total Village
11	4	15	44	49	26	5	0	154

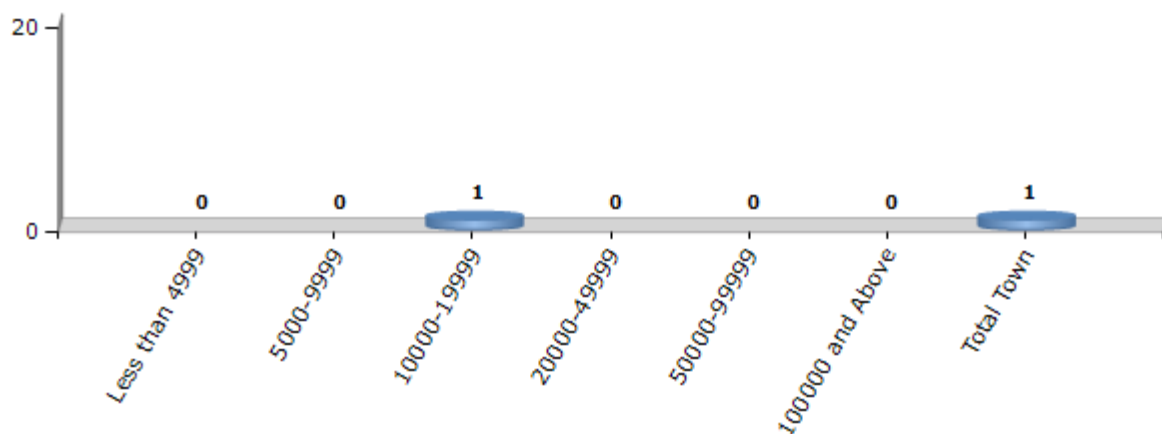
Number of Villages by Population Size - 2011



Number of Towns by Population Size - 2011

Less than 4999	5000-9999	10000-19999	20000-49999	50000-99999	100000 and Above	Total Town
0	0	1	0	0	0	1

Number of Towns by Population Size - 2011

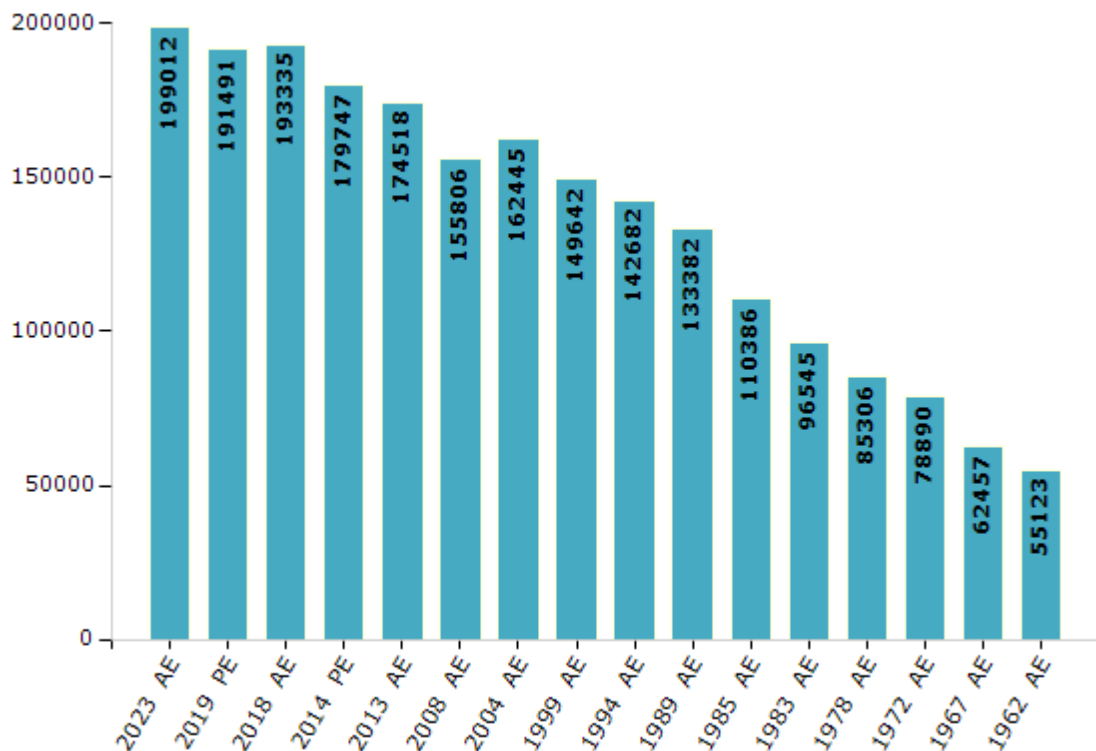


Electoral Features

Electors by Male & Female

Year	Male	Female	Others	Total	Year	Male	Female	Others	Total
2023 AE	99803	99205	4	199012	1999 AE	75843	73799	-	149642
2019 PE	96159	95328	4	191491	1994 AE	72781	69901	-	142682
2018 AE	97676	95655	4	193335	1989 AE	67838	65544	-	133382
2014 PE	91587	88155	5	179747	1985 AE	56760	53626	-	110386
2013 AE	89404	85112	2	174518	1983 AE	49444	47101	-	96545
2009 PE	-	-	-	-	1978 AE	44427	40879	-	85306
2008 AE	80189	75617	-	155806	1972 AE	42658	36232	-	78890
2004 PE	-	-	-	-	1967 AE	-	-	-	62457
2004 AE	82525	79920	-	162445	1962 AE	-	-	-	55123
1999 PE	-	-	-	-	1957 AE	-	-	-	-

Number of Electors

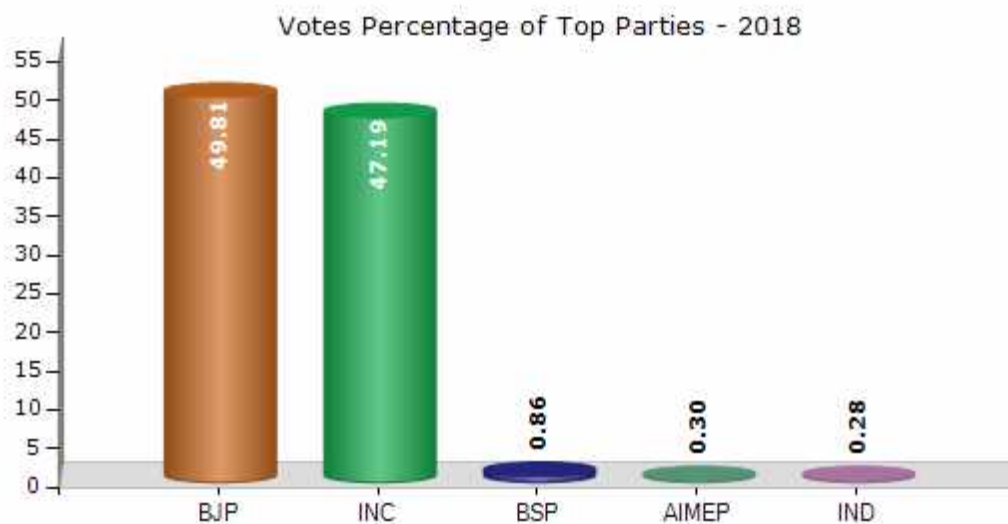


Note : AE : Assembly Election, PE : Assembly Segment of Parliamentary Election

Historical Summary Election Results

Summary Result of Assembly Election - 2018

Candidate Name	Party	Votes	Votes %
M P Renukacharya	BJP	80624	49.81
Shanthanagowda D G	INC	76391	47.19
Kathari Satyanarayana Rao	BSP	1395	0.86
Abdul Rahaman	AIMEP	491	0.3
Syed Gouse H P	IND	457	0.28
M Ranganathaswamy	IND	388	0.24
Gurupadaiah Kabbinakantimatt	IND	297	0.18
S Yelumalai	IND	225	0.14
Manjunath A K	IND	187	0.12
G C Patel	SJPA	162	0.1
	NOTA	1250	0.77



Polling Station Level Election Results

Number and Name of Polling Stations (PS) (2023)

Number of Polling Stations	Name of Polling Stations	Number of Polling Stations	Name of Polling Stations
1	Govt Senior Primary School Room No 1 Konnathala	22	Government Senior Primary School Room No 2 Yakkanahalli
2	Govt Senior Primary School Room No 2 Konnathala	23	Govt Junior Primary School Yarehalli
3	Govt Junior Primary School Harganahalli	24	Government Junior Primary School Chikkahaliwan
4	Government Senior Primary School Room No-1 Hiregonigere	25	Govt Senior Primary School Yarechikkanahalli
5	Government Senior Primary School Room No-2 Hiregonigere	26	Government Senior Primary School Room No-1 Bannikode
6	Government Senior Primary School Room No-3 Hiregonigere	27	Government Senior Primary School Room No-2 Bannikodu
7	Government Junior Primary School Honnur Waddarahatti	28	Government Senior Primary School Room No-1 Muktenahalli
8	Government Junior Primary School Chikkagonigere	29	Government Senior Primary School Room No-2 Muktenahalli
9	Government Senior Primary School Room No-1 Holeharahalli	30	Government Junior Primary School Thimmenahalli
10	Government Senior Primary School Room No-2 Holeharahalli	31	Government Senior Primary School Room No-1 Kengalahalli
11	Govt Senior Primary School Kotemallur	32	Government Senior Primary School Room No-2 Kengalahalli
12	Govt Junior Primary School Kotemallur Tanda (Vijayapura)	33	Government Senior Primary School Room No-1 Coolambi
13	Government Senior Primary School Room No-1 Arakere	34	Government Senior Primary School Room No-2 Coolambi
14	Government Senior Primary School Room No-2 Arakere	35	Government Senior Primary School Room No-3 Coolambi
15	Government Junior Primary School Narasgondanahalli	36	Digital Library And Information Centre, Coolumby
16	Govt Junior Primary School Arakere Ak Colony	37	Government Advanced Senior Primary School Room No.1 Nelahonne
17	Government Senior Primary School Room No-1 Taraganahalli	38	Government Advanced Senior Primary School Room No.2 Nelahonne
18	Government Senior Primary School Room No-2 Taraganahalli	39	Government Model Senior Primary School Room No.1 Kumbalur
19	Gram Panchayat Office, Thimplapur	40	Government Model Senior Primary School Room No.2 Kumbalur
20	Government Junior Primary School Sewalal Nagar	41	Government Model Senior Primary School Room No.3 Kumbalur
21	Government Senior Primary School Room No.1 Yakkanahalli	42	Gram Panchayat Office Kumbalur

Contd....

Polling Station Level Election Results

Polling Station-wise Votes Secured by Overall Top Five Parties in Honnali Assembly in Assembly Election (AE) under Davanagere Parliamentary Constituency in Karnataka (2023)

Number of Polling Station	Winner - Shanthana Gowda.D.G. (INC)	Runner-up - M.p. Renukacharya (BJP)	3rd - Ganesha B A (UPJP)	4th - Kunkova Krishnappa (BSP)	5th - Vasappa M (IND)	NOTA	Other	Total Votes Secured
36	600	373	3	1	2	4	6	989
37	362	294	7	1	0	4	0	668
38	393	231	4	2	1	0	0	631
39	361	244	3	0	1	4	1	614
40	331	225	5	1	1	2	1	566
41	423	431	7	1	2	1	5	870
42	514	160	2	0	0	0	0	676
43	273	408	2	2	0	4	1	690
44	507	282	4	0	1	1	4	799
45	639	394	4	5	0	2	6	1050
46	481	269	4	1	2	5	2	764
47	559	248	3	0	2	4	0	816
48	617	163	2	1	0	1	0	784
49	433	403	4	1	3	2	4	850
50	660	423	13	2	5	3	10	1116
51	541	496	4	5	1	2	6	1055
52	639	401	7	2	5	1	7	1062
53	472	221	5	1	1	4	1	705
54	437	143	11	1	1	1	4	598
55	588	120	4	0	2	1	4	719
56	425	214	6	2	3	6	6	662
57	171	159	1	0	0	2	3	336
58	238	158	0	0	0	2	0	398
59	296	327	5	0	0	2	2	632
60	245	348	1	0	0	1	4	599
61	343	380	9	2	0	1	4	739
62	410	311	6	4	2	2	2	737
63	304	381	5	1	2	3	5	701
64	156	311	4	0	0	1	1	473
65	305	269	3	2	2	4	4	589
66	319	425	2	1	2	1	4	754
67	300	254	5	1	1	3	1	565
68	190	285	1	0	1	1	1	479
69	368	296	6	1	0	1	0	672
70	170	175	0	0	0	0	3	348

Contd....

Polling Station Level Election Results

Winner, Runner-up and 3rd Party Position & Winning Margin According to Polling Stations in Honnali Assembly in Assembly Election (AE) under Davanagere Parliamentary Constituency in Karnataka (2023)

Polling Station Number	Winner Party	Winner Votes (%)	Runner-up Party	Runner-up Votes (%)	Winning Margin Votes (%)	Third Party	Third Party Votes (%)	Other Votes (%)
71	BJP	311 (57.49)	INC	222 (41.04)	89 (16.45)	IND (LH)	4 (0.74)	4 (0.74)
72	INC	359 (57.26)	BJP	259 (41.31)	100 (15.95)	UPJP	3 (0.48)	6 (0.96)
73	INC	255 (61.3)	BJP	156 (37.5)	99 (23.8)	UPJP	1 (0.24)	4 (0.96)
74	INC	263 (56.08)	BJP	197 (42)	66 (14.08)	UPJP	6 (1.28)	3 (0.64)
75	INC	411 (51.18)	BJP	384 (47.82)	27 (3.36)	UPJP	3 (0.37)	5 (0.62)
76	INC	278 (50.09)	BJP	270 (48.65)	8 (1.44)	UPJP	2 (0.36)	5 (0.9)
77	INC	434 (50.52)	BJP	400 (46.57)	34 (3.95)	UPJP	8 (0.93)	17 (1.98)
78	BJP	351 (50.29)	INC	334 (47.85)	17 (2.44)	UPJP	7 (1)	6 (0.86)
79	BJP	379 (55.82)	INC	273 (40.21)	106 (15.61)	IND (VM)	12 (1.77)	15 (2.21)
80	BJP	402 (57.43)	INC	287 (41)	115 (16.43)	UPJP	4 (0.57)	7 (1)
81	INC	583 (78.89)	BJP	142 (19.22)	441 (59.67)	UPJP	6 (0.81)	8 (1.08)
82	INC	335 (62.85)	BJP	178 (33.4)	157 (29.45)	UPJP	5 (0.94)	15 (2.81)
83	INC	555 (75.41)	BJP	178 (24.18)	377 (51.23)	UPJP	1 (0.14)	2 (0.27)
84	INC	289 (63.52)	BJP	159 (34.95)	130 (28.57)	UPJP	2 (0.44)	5 (1.1)
85	INC	519 (60.56)	BJP	328 (38.27)	191 (22.29)	UPJP	4 (0.47)	6 (0.7)
86	INC	471 (55.48)	BJP	362 (42.64)	109 (12.84)	UPJP	4 (0.47)	12 (1.41)
87	INC	391 (59.15)	BJP	255 (38.58)	136 (20.57)	UPJP	4 (0.61)	11 (1.66)
88	INC	228 (53.4)	BJP	197 (46.14)	31 (7.26)	AAP	1 (0.23)	1 (0.23)
89	INC	556 (61.71)	BJP	332 (36.85)	224 (24.86)	UPJP	5 (0.55)	8 (0.89)
90	INC	496 (49.5)	BJP	487 (48.6)	9 (0.9)	UPJP	7 (0.7)	12 (1.2)
91	INC	540 (53.31)	BJP	452 (44.62)	88 (8.69)	UPJP	6 (0.59)	15 (1.48)
92	INC	312 (60.94)	BJP	190 (37.11)	122 (23.83)	UPJP	4 (0.78)	6 (1.17)
93	INC	470 (67.92)	BJP	199 (28.76)	271 (39.16)	UPJP	9 (1.3)	14 (2.02)
94	INC	353 (59.73)	BJP	228 (38.58)	125 (21.15)	BSP	3 (0.51)	7 (1.18)
95	INC	477 (73.16)	BJP	165 (25.31)	312 (47.85)	IND (VM)	4 (0.61)	6 (0.92)
96	INC	511 (68.5)	BJP	225 (30.16)	286 (38.34)	UPJP	5 (0.67)	5 (0.67)
97	INC	498 (60.81)	BJP	314 (38.34)	184 (22.47)	IND (DC)	3 (0.37)	4 (0.49)
98	BJP	206 (52.42)	INC	178 (45.29)	28 (7.13)	UPJP	3 (0.76)	6 (1.53)
99	BJP	419 (55.28)	INC	332 (43.8)	87 (11.48)	BSP	2 (0.26)	5 (0.66)
100	INC	320 (73.06)	BJP	105 (23.97)	215 (49.09)	BSP	7 (1.6)	6 (1.37)
101	INC	430 (83.82)	BJP	77 (15.01)	353 (68.81)	UPJP	2 (0.39)	4 (0.78)
102	INC	374 (65.5)	BJP	176 (30.82)	198 (34.68)	UPJP	10 (1.75)	11 (1.93)
103	INC	301 (59.02)	BJP	202 (39.61)	99 (19.41)	UPJP	2 (0.39)	5 (0.98)
104	BJP	453 (52.07)	INC	400 (45.98)	53 (6.09)	UPJP	8 (0.92)	9 (1.03)
105	BJP	468 (60.08)	INC	297 (38.13)	171 (21.95)	UPJP	7 (0.9)	7 (0.9)

Contd....

Socio-Economic Amenities - Rural

Access to Education Facilities

Particulars	Number of Village (% of Population)				
	Available	Not Available	If Not Available (Distance of Nearest Facility)		
			A	B	C
Govt. Primary School	142 (100)	12 (0)	11 (0)	1 (0)	0 (0)
Private Primary School	23 (30)	131 (70)	0 (0)	0 (0)	0 (0)
Govt. Middle School	101 (88)	53 (12)	40 (8)	12 (2)	0 (0)
Private Middle School	23 (26)	131 (74)	0 (0)	0 (0)	0 (0)
Govt. Secondary School	28 (31)	126 (69)	66 (36)	29 (14)	0 (0)
Private Secondary School	14 (16)	140 (84)	18 (9)	2 (0)	0 (0)
Govt. Senior Secondary School	7 (12)	147 (88)	21 (14)	34 (21)	1 (0)
Private Senior Secondary School	2 (5)	152 (95)	35 (22)	46 (22)	9 (6)
Govt. Arts and Science Degree College	1 (4)	153 (96)	24 (15)	64 (40)	64 (37)
Private Arts and Science Degree College	1 (3)	153 (97)	0 (0)	0 (0)	0 (0)
Govt. Engineering College	0 (0)	154 (100)	0 (0)	0 (0)	42 (31)
Private Engineering College	0 (0)	154 (100)	0 (0)	0 (0)	112 (69)
Govt. Medicine College	0 (0)	154 (100)	31 (26)	16 (9)	107 (65)
Private Medicine College	0 (0)	154 (100)	0 (0)	0 (0)	0 (0)
Govt. Management Institute	0 (0)	154 (100)	0 (0)	2 (1)	28 (18)
Private Management Institute	1 (1)	153 (99)	7 (6)	9 (6)	98 (62)
Govt. Polytechnic	0 (0)	154 (100)	0 (0)	0 (0)	154 (100)
Private Polytechnic	0 (0)	154 (100)	0 (0)	0 (0)	0 (0)
Govt. Vocational Training School/ITI	0 (0)	154 (100)	10 (4)	36 (24)	105 (65)
Private Vocational Training School/ITI	3 (8)	151 (92)	0 (0)	0 (0)	0 (0)
Govt. Non Formal Training Centre	0 (0)	154 (100)	10 (4)	36 (24)	108 (72)
Private Non Formal Training Centre	0 (0)	154 (100)	0 (0)	0 (0)	0 (0)
Govt. School For Disabled	0 (0)	154 (100)	0 (0)	0 (0)	154 (100)
Private School For Disabled	0 (0)	154 (100)	0 (0)	0 (0)	0 (0)
Government Others	0 (0)	154 (100)	1 (1)	0 (0)	153 (99)
Private Others	0 (0)	154 (100)	0 (0)	0 (0)	0 (0)

Note : Distance A : Less than 5 km; B : Between 5-10 km; C : 10+ km.; Source : Data Analysis is based on 2011 Census.

DISCLAIMER

The Terms of Use and Disclaimer of Datanet India Private Limited (hereinafter referred to as "Datanet") for use of this analysis report of **Honnali Assembly Constituency (Honnali Vidhan Sabha)** :-

1. **Assembly Factbook™** is a Registered Trade Mark owned by Datanet.
2. All the maps are sketched and graphical representation only and have not been drawn to the scale and also not to represent the actual geographical area or boundary of the unit.
3. The data for the aforesaid analysis is based on authentic sources and has been culled from the various publications of Census, CSO and NSSO for district and block level data, various central and state government departments, Central & State Elections Commissions and the concerned Returning Officers' releases, Electoral Rolls, Election results and allied publications, internal assessment, surveys, estimates and analysis. Therefore, certain adjustment of data at micro level may have been done to arrive closer to the macro data.
4. Data have been provided on an "As Is" and "As AVAILABLE" basis
5. The colours shown in the maps or diagram and charts of a particular party, alliance or AC are indicative and do not represent them.
6. This publication which includes maps, sheets, graphs and data would be the property under copyright of Datanet only. The user may use these for its internal study, analysis and research purposes. It's public display, re-selling or any commercial uses by the user are not allowed.
7. Datanet has taken due care and caution in compilation and processing of data and allied information, but does not guarantee the accuracy, adequacy or completeness of any information/analysis and will be not responsible for any errors or omissions or for the results obtained from the use of such information/analysis.
8. All the contents for the publication have been culled from various authentic sources and Datanet reasonably believes such sources to be reliable, but does not make any representations, express or implied as to the accuracy or fitness of use of such information. The information or contents of the information/analysis do not constitute advice and should not be relied upon in making (or refraining from making) any decision. Any reliance placed upon the information provided by Datanet is the sole responsibility and strictly at the user's risk.
9. In no event will Datanet be liable for any damages (including, without limitation, damages for loss of business projects, or loss of profits) arising in contract, tort or otherwise from the use of or inability to use any of its contents, or from any action taken (or refrained from being taken) as a result of using the analysis or any of its contents. Datanet its directors, owners, editors, officials, employees, distributor and agents or any associate will not be liable for any errors in the information contained or any consequences arising from the use of the contents of the provided information/analysis.
10. If any provision of these terms and conditions is held invalid or illegal or unenforceable for any reason by any court of competent jurisdiction, such provision shall be severed and the remainder of provisions of the terms and conditions shall continue in full force and effect as if the Term of Use had been executed with the invalid, illegal or unenforceable provision eliminated.
11. If there are any discrepancies in the information provided, please bring it to attention of Datanet for suitable rectification measures.

**Buy Online This Complete Book At
Datanet India eBooks Store**

www.indiastatpublications.com

or go directly at

[http://www.indiastatpublications.com/
Assembly_factbook/Karnataka/Davanagere/Honnali](http://www.indiastatpublications.com/Assembly_factbook/Karnataka/Davanagere/Honnali)

 **indiastat**elections

ISBN : 978-93-5802-062-5



9 789358 020625