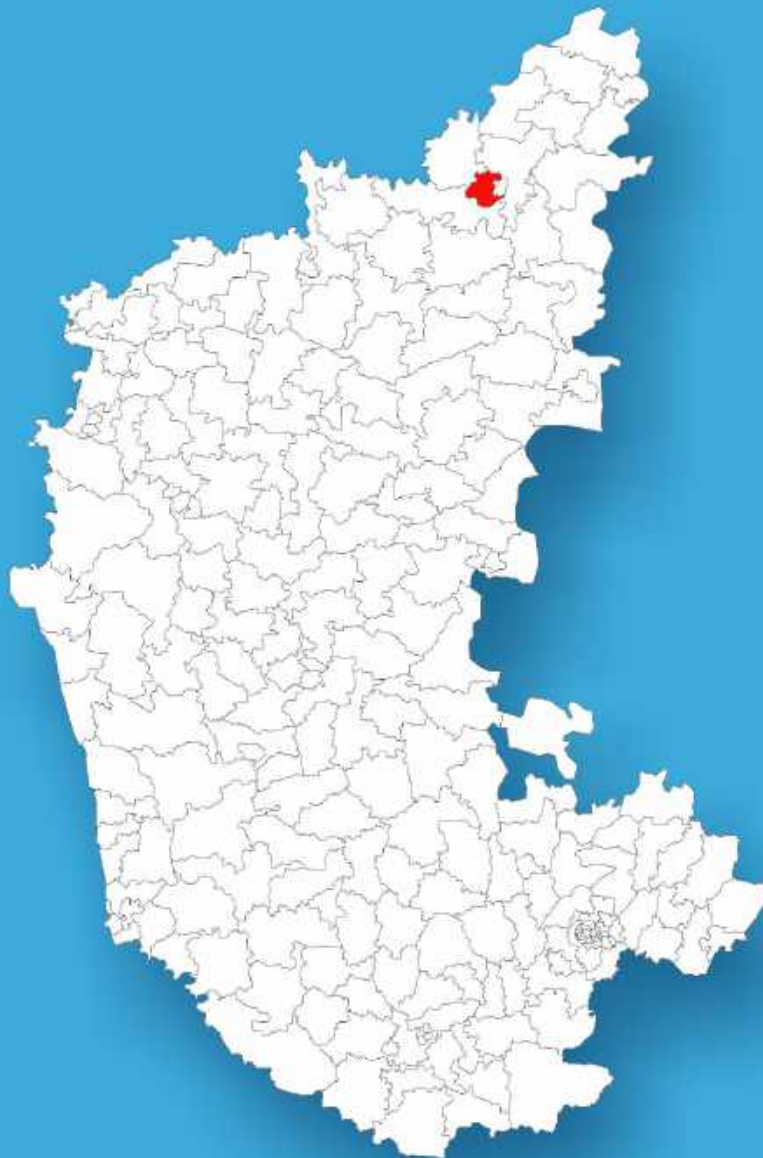




Karnataka

Assembly Factbook™

Gulbarga Uttar Assembly Constituency



Key Electoral Data of Gulbarga Uttar
Assembly Constituency (Vidhan Sabha)

Karnataka

Assembly Factbook™

Gulbarga Uttar Assembly Constituency



Gulbarga Uttar Vidhan Sabha

Editor & Director

Dr. R.K. Thukral

Research Editor

Dr. Shafeeq Rahman

Compiled, Researched and Published by Datanet India Pvt. Ltd.

D-100, 1st Floor,

Okhla Industrial Area, Phase-I,

New Delhi- 110020.

Ph.: 91-11- 43580781-84

Email : support@indiastatpublications.com

Website : <http://www.indiastatelections.com>

Online Book Store :

www.indiastatpublications.com

Report No. : AFB/KA-045-0125

ISBN : 978-93-5802-033-5

First Edition : January, 2018

Eighth Updated Edition : January, 2025

Price : Rs.11500/-

US\$ 310

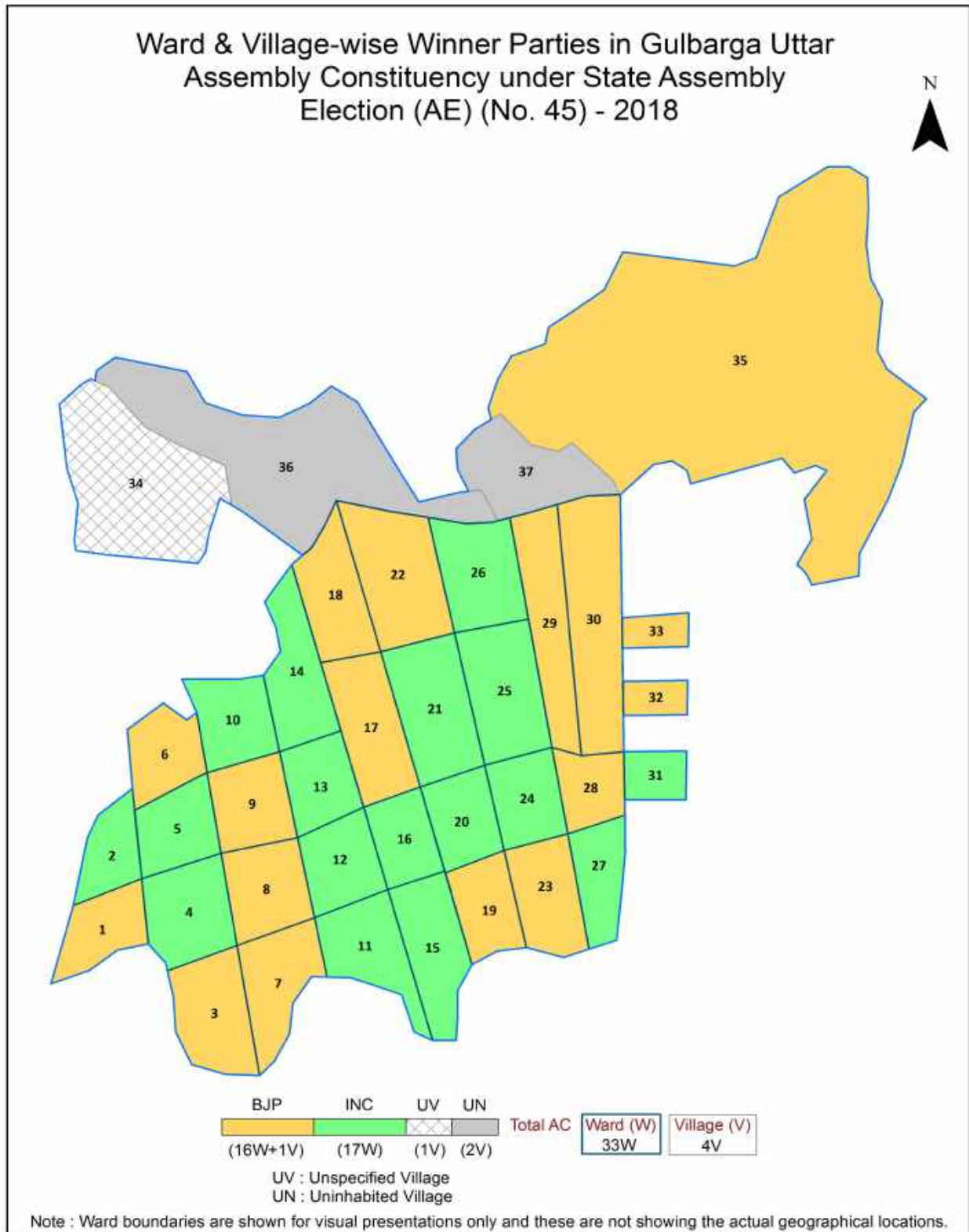
© Datanet India Pvt. Ltd.

All rights reserved. No part of this book may be reproduced, stored in a retrieval system or transmitted in any form or by any means, mechanical photocopying, photographing, scanning, recording or otherwise without the prior written permission of the publisher. Please refer to Disclaimer at page no. 208 for the use of this publication.

Printed in India

No.	Particulars	Page No.
	Introduction	
1	Assembly Constituency - (Vidhan Sabha) at a Glance Features of Assembly as per Delimitation Commission of India (2008)	1-2
	Location and Political Maps	
2	Location Map Boundaries of Assembly Constituency - (Vidhan Sabha) in District Boundaries of Assembly Constituency under Parliamentary Constituency - (Lok Sabha) Ward & Village-wise Winner Parties- 2024, 2023, 2019, 2018, 2014, 2013 and 2009	3-11
	Administrative Setup (2011)	
3	District Sub-district Towns Villages Inhabited Villages Uninhabited Villages Village Panchayat Intermediate Panchayat	12-15
	Demographics (2011)	
4	Population Households Rural/Urban Population Ward and Villages by Population Size Sex Ratio (Total & 0-6 Years) Religious Population Social Population Literacy Rate	16-18
	Electoral Features	
5	Important Dates of Last Elections Held Electors by Gender Service Electors Voters Voters Turnout Polling Stations & Average Number of Electors per Polling Station Electors by Age Group Present Elected Representatives	19-24
	Historical Summary Election Results	
6	Vote Share of Major Parties Winning Margin (Number & Percentage) Polarity of Parties Summary Result of Assembly Segment of Parliamentary Elections 2024, 2019, 2014 and 2009 Summary Result of Assembly Elections 2023, 2018, 2013 and 2008	25-35
	Polling Station Level Election Results	
7	Name and Number of Polling Station 2024, 2023, 2019, 2018, 2014, 2013 and 2009 Polling Station-wise Electors, Voters & Voters Turnout 2024, 2023, 2019, 2018, 2014, 2013 and 2009 Polling Station wise Elections Results 2024, 2023, 2019, 2018, 2014, 2013 and 2009	36-188
	Share of Assembly Constituency	
8	Share of Assembly Constituency - (Vidhan Sabha) in State, District and Parliamentary Constituency - (Lok Sabha)	189
	Socio-Economic Amenities (2011)	
9	Access to Administrative Units Agricultural, Manufacturing and Industrial Commodities Demographic Indicators Education Health & Manpower Drinking Water Supply Sanitation Entertainment and Recreations Infrastructure Power Food Allocation Distribution and Marketing of Agriculture Commodities Infrastructure Transport and Road Infrastructure Communication Banking and Financial Services Land Use Irrigation Source	191-205
10	Abbreviation & Sources	206-207
11	Disclaimer	208

Location & Political Map



Administrative Setup

List of Village Panchayat & Intermediate Panchayat (Block) Name - 2011

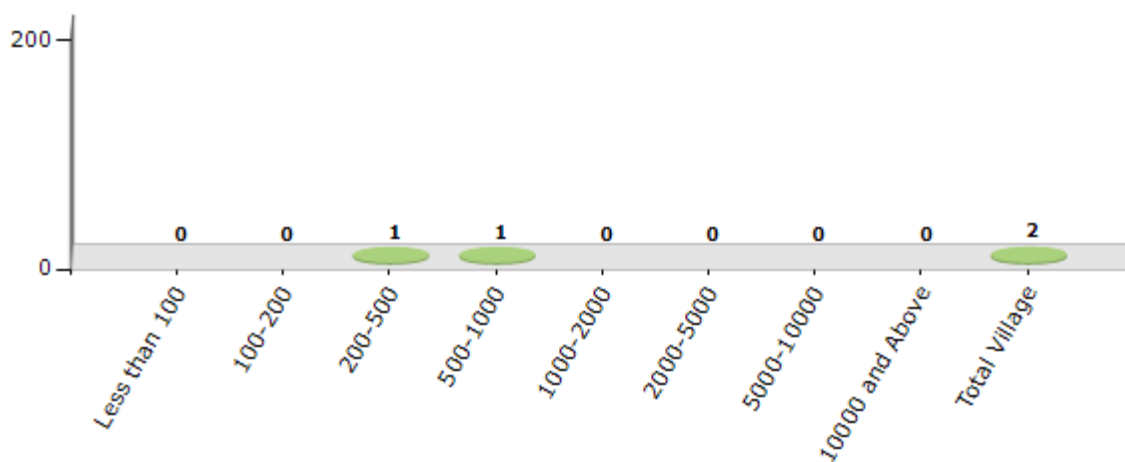
Village Name	Village Panchayat Name	Intermediate Panchayat Name
Kapnoor	Nandikur	Gulbarga
Pallapur	Bhimanhalli	Gulbarga

Demographic

Number of Villages by Population Size - 2011

Less than 100	100-200	200-500	500-1000	1000-2000	2000-5000	5000-10000	10000 and Above	Total Village
0	0	1	1	0	0	0	0	2

Number of Villages by Population Size - 2011

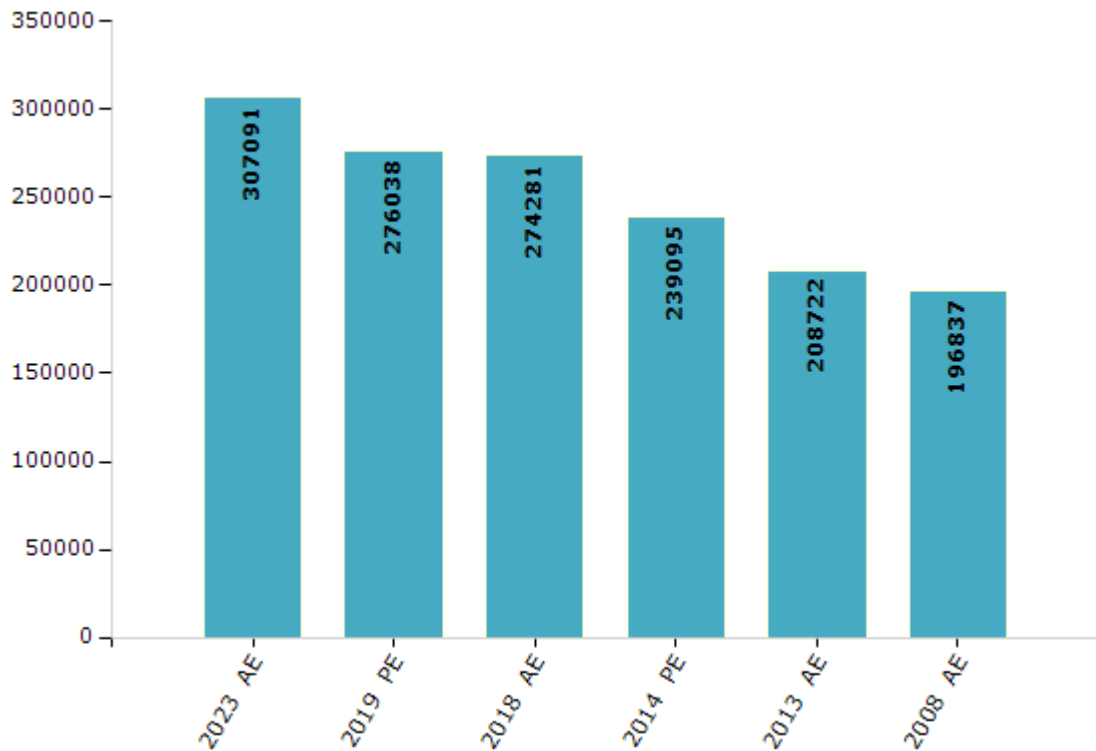


Electoral Features

Electors by Male & Female

Year	Male	Female	Others	Total	Year	Male	Female	Others	Total
2023 AE	152989	154004	98	307091	1999 AE	-	-	-	-
2019 PE	139591	136346	101	276038	1994 AE	-	-	-	-
2018 AE	138797	135386	98	274281	1989 AE	-	-	-	-
2014 PE	123533	115493	69	239095	1985 AE	-	-	-	-
2013 AE	108116	100582	24	208722	1983 AE	-	-	-	-
2009 PE	-	-	-	-	1978 AE	-	-	-	-
2008 AE	100345	96492	-	196837	1972 AE	-	-	-	-
2004 PE	-	-	-	-	1967 AE	-	-	-	-
2004 AE	-	-	-	-	1962 AE	-	-	-	-
1999 PE	-	-	-	-	1957 AE	-	-	-	-

Number of Electors



Note : AE : Assembly Election, PE : Assembly Segment of Parliamentary Election

Historical Summary Election Results

Summary Result of Assembly Election - 2018

Candidate Name	Party	Votes	Votes %
Kaneez Fatima	INC	64311	43.29
Chandrakant B Patil (Chandu Patil)	BJP	58371	39.29
Nasir Hussain Ustad	JD(S)	14422	9.71
Wahaj Baba	IND	7166	4.82
Mohammed Mohsin	SDPI	797	0.54
Mohd Shafee Khasim Patel	IND	675	0.45
Syed Imran Syed Abdul Raheman	IND	450	0.3
Sanjeevkumar Karikal	AAP	198	0.13
Abdul Hameed Dabur	ABML(S)	188	0.13
Shamala M Udnoor	INCP	174	0.12
Sakina Patel	AIMEP	160	0.11
Jalaluddin Qadri	IND	151	0.1
Prakash Rathod	BBKD	149	0.1
Rukum Shah	AIUC	121	0.08
Abdul Baseer	IND	103	0.07
	NOTA	1116	0.75

Polling Station Level Election Results

Number and Name of Polling Stations (PS) (2023)

Number of Polling Stations	Name of Polling Stations	Number of Polling Stations	Name of Polling Stations
1	Government Higher Primary School, Kapanur Kalaburagi-(Class 9 Room)	22	Government Urdu Senior Primary School, Taj Nagar Kalaburagi-Opposite Side
2	Government Junior Primary School, Siddharuda Colony Kapanur Kalaburagi	23	Sri Gurudev Education Trust Srimati Lakshmi Nursery And Kannada Senior Primary School, Bhavani Nagar Kalaburagi
3	Government Higher Primary School, Kapanur Kalaburagi-(6Th Class A Room)	24	Shree Gurudev Education Institute Zilla Panchayat Aided Basamma Memorial Kannada Senior Primary School Kalaburagi
4	Little Flower English Medium School, Bagada Colony, Kapanur Kalaburagi	25	Jadi Basavalingeshwar Vidya Vardhaka Trust Higher Primary School, Bhavani Nagar Kalaburagi
5	Little Flower English Medium School, Bagada Colony, Kapanur Kalaburagi-Right (Shutter) (2Nd Class Room)	26	Jadi Basavalingeshwar Vidya Wardhak Trust Higher Primary School, Bhavani Nagar Kalaburagi (Left Side)
6	Little Flower English Medium School, Bagada Colony, Kapanur Kalaburagi-(Left Side (Shatara))	27	Government Higher Primary School, Sanjaya Gandhi Nagar Chakkara Katta Branch Shahabazar Kalaburagi
7	Government High School, Kapanur Kalaburagi-(Class 10Th A)	28	Government Higher Primary School, Sanjaya Gandhi Nagar Chakkara Katta Branch Shahabazar Kalaburagi
8	Government High School, Kapanur Kalaburagi (10Th B Class Room)	29	Government Higher Primary School, Sanjay Gandhi Nagar Chakkara Katta Branch Shahabazar Kalaburagi
9	Shree Damodhara Raghoji Memorial English Medium School, Behind Tv Station, Humanabada Road, Kalaburagi	30	Government Senior Primary School, Sanjay Gandhi Nagar Chakkara Katta Branch Shahabazar Kalaburagi
10	Sgs Conventa School, Rama Nagar Kalaburagi	31	Sarada English Medium School, Suvarna Nagar, Kalaburagi-(Ukg Room)
11	Sgs Conventa School, Rama Nagar Kalaburagi (Lkg Class)	32	Sarada English Medium School, Suvarna Nagar, Kalaburagi-(4Th Class Room)
12	Shankaralingeshwar Higher Primary School, Rama Nagar, Kalaburagi-(Left Side)	33	Sarada English Medium School, Suvarna Nagar, Kalaburagi-(Class 6 Next To Existing Booth)
13	Shankaralingeshwar Higher Primary School, Rama Nagar, Kalaburagi-(Right Side)	34	Assistant Director, Department Of Fisheries, Opposite Construction Center Building, Kalaburagi
14	Peerabangali Senior Primary School Millata Nagar Kalaburagi	35	Assistant Director, Department Of Fisheries, Opposite Construction Center Building, Kalaburagi
15	Peerabangali Senior Primary School Millata Nagar Kalaburagi	36	Taj College Education, Alanda Naka Kalaburagi
16	Tipu Sultan Pharmacy College Ring Road Kapanur Kalaburagi	37	Taj College Education, Alanda Naka Kalaburagi Second Puc Class
17	Tipu Sultan Pharmacy College Ring Road Kapanur Kalaburagi	38	Taj B Ed College Education, Sheka Roja, Alanda Naka Chak Posta Hindugade Kalaburagi.
18	Kct Polytechnic Civil Engineering Room No. 209	39	Taj B Ed College Education, Sheka Roja, Alanda Naka Chak Posta Hindugade Kalaburagi.
19	Kct Polytechnic Civil Engineering Room No. 210	40	An Ideal Educational Institution. P.S. Chowdhury, I.T.I. College, Vivekananda Nagar Shahabazar Kalaburagi
20	Jadi Basavalingeshwar Vidya Vardhaka Trust Higher Primary School, Bhavani Nagar Kalaburagi	41	Shetty Sangappa Memorial English Medium School, Shahabazar, Kalaburagi
21	Jadi Basavalingeshwar Vidya Wardhak Trust Higher Primary School, Bhavani Nagar Kalaburagi-	42	Shetty Sangappa Memorial English Medium School, Shahabazar, Kalaburagi

Contd....

Polling Station Level Election Results

Polling Station-wise Votes Secured by Overall Top Five Parties in Gulbarga Uttar Assembly in Assembly Election (AE) under Gulbarga Parliamentary Constituency in Karnataka (2023)

Number of Polling Station	Winner - Kaneez Fatima (INC)	Runner-up - Chandrakant B. Patil (Chandu Patil) (BJP)	3rd - Nasir Hussain Ustad (JD(S))	4th - Inamdar Sajjad Ali (AAP)	5th - Mujahid Mazhari (IND)	NOTA	Other	Total Votes Secured
36	233	580	15	2	2	1	2	835
37	246	620	10	2	3	11	4	896
38	62	325	5	0	2	1	1	396
39	149	301	8	0	1	2	0	461
40	67	777	2	0	2	2	6	856
41	48	636	1	1	0	5	1	692
42	42	601	0	0	3	1	0	647
43	87	713	16	0	1	8	2	827
44	37	684	4	0	0	3	2	730
45	59	456	4	0	0	1	0	520
46	44	463	1	0	0	0	1	509
47	460	7	71	3	0	2	0	543
48	420	5	73	1	1	2	1	503
49	613	48	92	7	2	4	1	767
50	530	20	111	4	1	2	3	671
51	388	2	73	0	1	2	0	466
52	414	1	47	1	0	3	1	467
53	473	3	58	1	0	4	1	540
54	407	4	64	4	0	1	0	480
55	459	2	84	1	0	3	2	551
56	536	193	61	2	0	5	1	798
57	752	36	98	2	2	7	4	901
58	278	13	44	1	0	1	1	338
59	303	62	17	1	1	2	2	388
60	296	11	46	0	0	2	0	355
61	281	13	42	1	1	2	2	342
62	293	181	45	3	1	5	3	531
63	122	389	15	0	2	5	3	536
64	37	488	4	1	0	2	3	535
65	62	582	10	2	2	2	5	665
66	129	546	5	0	1	5	1	687
67	323	105	34	1	1	3	2	469
68	252	184	21	1	3	5	2	468
69	450	70	34	0	0	3	1	558
70	372	51	57	1	0	5	3	489

Contd....

Polling Station Level Election Results

Winner, Runner-up and 3rd Party Position & Winning Margin According to Polling Stations in Gulbarga Uttar Assembly in Assembly Election (AE) under Gulbarga Parliamentary Constituency in Karnataka (2023)

Polling Station Number	Winner Party	Winner Votes (%)	Runner-up Party	Runner-up Votes (%)	Winning Margin Votes (%)	Third Party	Third Party Votes (%)	Other Votes (%)
71	INC	408 (81.76)	JD(S)	64 (12.83)	344 (68.93)	BJP	23 (4.61)	4 (0.8)
72	BJP	516 (91.01)	INC	40 (7.05)	476 (83.96)	JD(S)	3 (0.53)	8 (1.41)
73	BJP	539 (96.94)	INC	13 (2.34)	526 (94.6)	IND (MM)	1 (0.18)	3 (0.54)
74	BJP	616 (96.1)	INC	17 (2.65)	599 (93.45)	JD(S)	3 (0.47)	5 (0.78)
75	BJP	595 (96.43)	INC	16 (2.59)	579 (93.84)	JD(S)	1 (0.16)	5 (0.81)
76	BJP	723 (89.59)	INC	67 (8.3)	656 (81.29)	JD(S)	4 (0.5)	13 (1.61)
77	BJP	582 (88.32)	INC	65 (9.86)	517 (78.46)	JD(S)	3 (0.46)	9 (1.37)
78	BJP	449 (90.71)	INC	44 (8.89)	405 (81.82)	JD(S)	1 (0.2)	1 (0.2)
79	BJP	503 (92.12)	INC	38 (6.96)	465 (85.16)	JD(S)	3 (0.55)	2 (0.37)
80	BJP	548 (95.47)	INC	21 (3.66)	527 (91.81)	JD(S)	2 (0.35)	3 (0.52)
81	BJP	600 (90.09)	INC	52 (7.81)	548 (82.28)	JD(S)	4 (0.6)	10 (1.5)
82	BJP	499 (93.1)	INC	26 (4.85)	473 (88.25)	JD(S)	6 (1.12)	5 (0.93)
83	BJP	624 (71.31)	INC	215 (24.57)	409 (46.74)	JD(S)	15 (1.71)	21 (2.4)
84	BJP	379 (77.82)	INC	98 (20.12)	281 (57.7)	JD(S)	4 (0.82)	6 (1.23)
85	BJP	401 (78.17)	INC	99 (19.3)	302 (58.87)	JD(S)	5 (0.97)	8 (1.56)
86	BJP	619 (89.19)	INC	53 (7.64)	566 (81.55)	JD(S)	8 (1.15)	14 (2.02)
87	BJP	443 (87.2)	INC	56 (11.02)	387 (76.18)	IND (MM)	4 (0.79)	5 (0.98)
88	BJP	441 (65.43)	INC	216 (32.05)	225 (33.38)	JD(S)	5 (0.74)	12 (1.78)
89	INC	603 (76.43)	JD(S)	163 (20.66)	440 (55.77)	BJP	9 (1.14)	14 (1.77)
90	INC	482 (71.41)	JD(S)	117 (17.33)	365 (54.08)	BJP	57 (8.44)	19 (2.81)
91	INC	665 (79.07)	JD(S)	149 (17.72)	516 (61.35)	BJP	13 (1.55)	14 (1.66)
92	INC	530 (72.21)	JD(S)	151 (20.57)	379 (51.64)	BJP	41 (5.59)	12 (1.63)
93	BJP	905 (95.06)	INC	33 (3.47)	872 (91.59)	JD(S)	6 (0.63)	8 (0.84)
94	BJP	627 (94.14)	INC	31 (4.65)	596 (89.49)	JD(S)	3 (0.45)	5 (0.75)
95	BJP	390 (80.75)	INC	70 (14.49)	320 (66.26)	IND (MM)	7 (1.45)	16 (3.31)
96	BJP	493 (76.91)	INC	127 (19.81)	366 (57.1)	IND (MM)	4 (0.62)	17 (2.65)
97	BJP	663 (82.26)	INC	116 (14.39)	547 (67.87)	JD(S)	6 (0.74)	21 (2.61)
98	BJP	491 (93.88)	INC	27 (5.16)	464 (88.72)	JD(S)	2 (0.38)	3 (0.57)
99	BJP	464 (91.88)	INC	32 (6.34)	432 (85.54)	JD(S)	4 (0.79)	5 (0.99)
100	BJP	696 (88.89)	INC	64 (8.17)	632 (80.72)	IND (MM)	5 (0.64)	18 (2.3)
101	BJP	696 (94.57)	INC	31 (4.21)	665 (90.36)	IND (MM)	3 (0.41)	6 (0.82)
102	BJP	338 (92.35)	INC	22 (6.01)	316 (86.34)	IND (MM)	3 (0.82)	3 (0.82)
103	BJP	448 (90.69)	INC	35 (7.09)	413 (83.6)	JD(S)	3 (0.61)	8 (1.62)
104	BJP	766 (93.07)	INC	42 (5.1)	724 (87.97)	JD(S)	5 (0.61)	10 (1.22)
105	BJP	609 (95.6)	INC	21 (3.3)	588 (92.3)	IND (MM)	3 (0.47)	4 (0.63)

Contd....

Socio-Economic Amenities - Rural

Access to Education Facilities

Particulars	Number of Village (% of Population)				
	Available	Not Available	If Not Available (Distance of Nearest Facility)		
			A	B	C
Govt. Primary School	2 (100)	0 (0)	0 (0)	0 (0)	0 (0)
Private Primary School	0 (0)	2 (100)	0 (0)	0 (0)	0 (0)
Govt. Middle School	1 (70)	1 (30)	1 (30)	0 (0)	0 (0)
Private Middle School	0 (0)	2 (100)	0 (0)	0 (0)	0 (0)
Govt. Secondary School	1 (70)	1 (30)	0 (0)	0 (0)	0 (0)
Private Secondary School	0 (0)	2 (100)	1 (30)	0 (0)	0 (0)
Govt. Senior Secondary School	0 (0)	2 (100)	1 (30)	1 (70)	0 (0)
Private Senior Secondary School	0 (0)	2 (100)	0 (0)	0 (0)	0 (0)
Govt. Arts and Science Degree College	0 (0)	2 (100)	1 (30)	1 (70)	0 (0)
Private Arts and Science Degree College	0 (0)	2 (100)	0 (0)	0 (0)	0 (0)
Govt. Engineering College	0 (0)	2 (100)	0 (0)	0 (0)	0 (0)
Private Engineering College	0 (0)	2 (100)	1 (30)	1 (70)	0 (0)
Govt. Medicine College	0 (0)	2 (100)	0 (0)	0 (0)	0 (0)
Private Medicine College	0 (0)	2 (100)	1 (30)	1 (70)	0 (0)
Govt. Management Institute	0 (0)	2 (100)	1 (30)	1 (70)	0 (0)
Private Management Institute	0 (0)	2 (100)	0 (0)	0 (0)	0 (0)
Govt. Polytechnic	0 (0)	2 (100)	1 (30)	1 (70)	0 (0)
Private Polytechnic	0 (0)	2 (100)	0 (0)	0 (0)	0 (0)
Govt. Vocational Training School/ITI	0 (0)	2 (100)	1 (30)	1 (70)	0 (0)
Private Vocational Training School/ITI	0 (0)	2 (100)	0 (0)	0 (0)	0 (0)
Govt. Non Formal Training Centre	0 (0)	2 (100)	1 (30)	1 (70)	0 (0)
Private Non Formal Training Centre	0 (0)	2 (100)	0 (0)	0 (0)	0 (0)
Govt. School For Disabled	0 (0)	2 (100)	1 (30)	1 (70)	0 (0)
Private School For Disabled	0 (0)	2 (100)	0 (0)	0 (0)	0 (0)
Government Others	0 (0)	2 (100)	1 (30)	1 (70)	0 (0)
Private Others	0 (0)	2 (100)	0 (0)	0 (0)	0 (0)

Note : Distance A : Less than 5 km; B : Between 5-10 km; C : 10+ km.; Source : Data Analysis is based on 2011 Census.

DISCLAIMER

The Terms of Use and Disclaimer of Datanet India Private Limited (hereinafter referred to as "Datanet") for use of this analysis report of **Gulbarga Uttar Assembly Constituency (Gulbarga Uttar Vidhan Sabha)** :-

1. **Assembly Factbook™** is a Registered Trade Mark owned by Datanet.
2. All the maps are sketched and graphical representation only and have not been drawn to the scale and also not to represent the actual geographical area or boundary of the unit.
3. The data for the aforesaid analysis is based on authentic sources and has been culled from the various publications of Census, CSO and NSSO for district and block level data, various central and state government departments, Central & State Elections Commissions and the concerned Returning Officers' releases, Electoral Rolls, Election results and allied publications, internal assessment, surveys, estimates and analysis. Therefore, certain adjustment of data at micro level may have been done to arrive closer to the macro data.
4. Data have been provided on an "As Is" and "As AVAILABLE" basis
5. The colours shown in the maps or diagram and charts of a particular party, alliance or AC are indicative and do not represent them.
6. This publication which includes maps, sheets, graphs and data would be the property under copyright of Datanet only. The user may use these for its internal study, analysis and research purposes. It's public display, re-selling or any commercial uses by the user are not allowed.
7. Datanet has taken due care and caution in compilation and processing of data and allied information, but does not guarantee the accuracy, adequacy or completeness of any information/analysis and will be not responsible for any errors or omissions or for the results obtained from the use of such information/analysis.
8. All the contents for the publication have been culled from various authentic sources and Datanet reasonably believes such sources to be reliable, but does not make any representations, express or implied as to the accuracy or fitness of use of such information. The information or contents of the information/analysis do not constitute advice and should not be relied upon in making (or refraining from making) any decision. Any reliance placed upon the information provided by Datanet is the sole responsibility and strictly at the user's risk.
9. In no event will Datanet be liable for any damages (including, without limitation, damages for loss of business projects, or loss of profits) arising in contract, tort or otherwise from the use of or inability to use any of its contents, or from any action taken (or refrained from being taken) as a result of using the analysis or any of its contents. Datanet its directors, owners, editors, officials, employees, distributor and agents or any associate will not be liable for any errors in the information contained or any consequences arising from the use of the contents of the provided information/analysis.
10. If any provision of these terms and conditions is held invalid or illegal or unenforceable for any reason by any court of competent jurisdiction, such provision shall be severed and the remainder of provisions of the terms and conditions shall continue in full force and effect as if the Term of Use had been executed with the invalid, illegal or unenforceable provision eliminated.
11. If there are any discrepancies in the information provided, please bring it to attention of Datanet for suitable rectification measures.

**Buy Online This Complete Book At
Datanet India eBooks Store**

www.indiastatpublications.com

or go directly at

[http://www.indiastatpublications.com/
Assembly_factbook/Karnataka/Gulbarga/ Gulbarga_Uttar](http://www.indiastatpublications.com/Assembly_factbook/Karnataka/Gulbarga/Gulbarga_Uttar)

 **indiastat**elections

ISBN : 978-93-5802-033-5



9 789358 102033 5