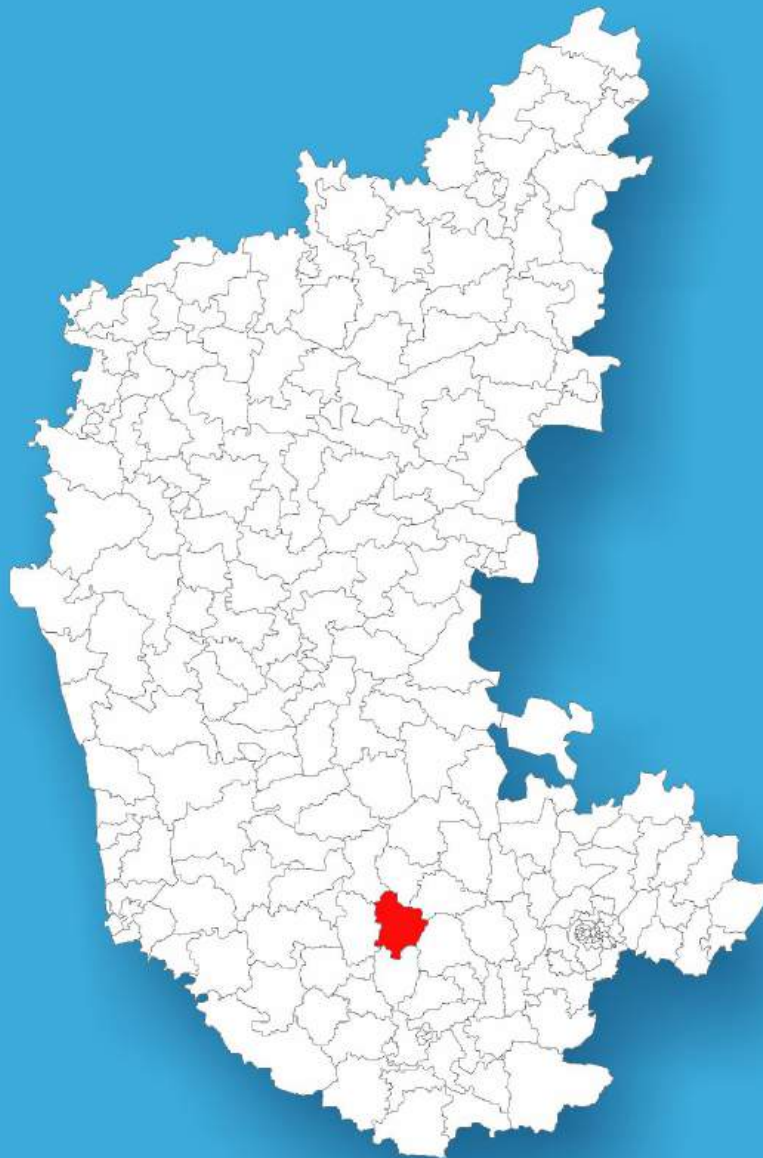




Karnataka

Assembly Factbook™

Shravanabelagola Assembly Constituency



Key Electoral Data of Shravanabelagola
Assembly Constituency (Vidhan Sabha)

Karnataka

Assembly Factbook™

Shravanabelagola Assembly Constituency



Shravanabelagola Vidhan Sabha

Editor & Director

Dr. R.K. Thukral

Research Editor

Dr. Shafeeq Rahman

**Compiled, Researched and Published by
Datanet India Pvt. Ltd.**

D-100, 1st Floor,

Okhla Industrial Area, Phase-I,

New Delhi- 110020.

Ph.: 91-11- 43580781-84

Email : support@indiastatpublications.com

Website : <http://www.indiastatelections.com>

Online Book Store :

www.indiastatpublications.com

Report No. : AFB/KA-193-0125

ISBN : 978-93-5802-028-1

First Edition : January, 2018

Eighth Updated Edition : January, 2025

Price : Rs.11500/-

US\$ 310

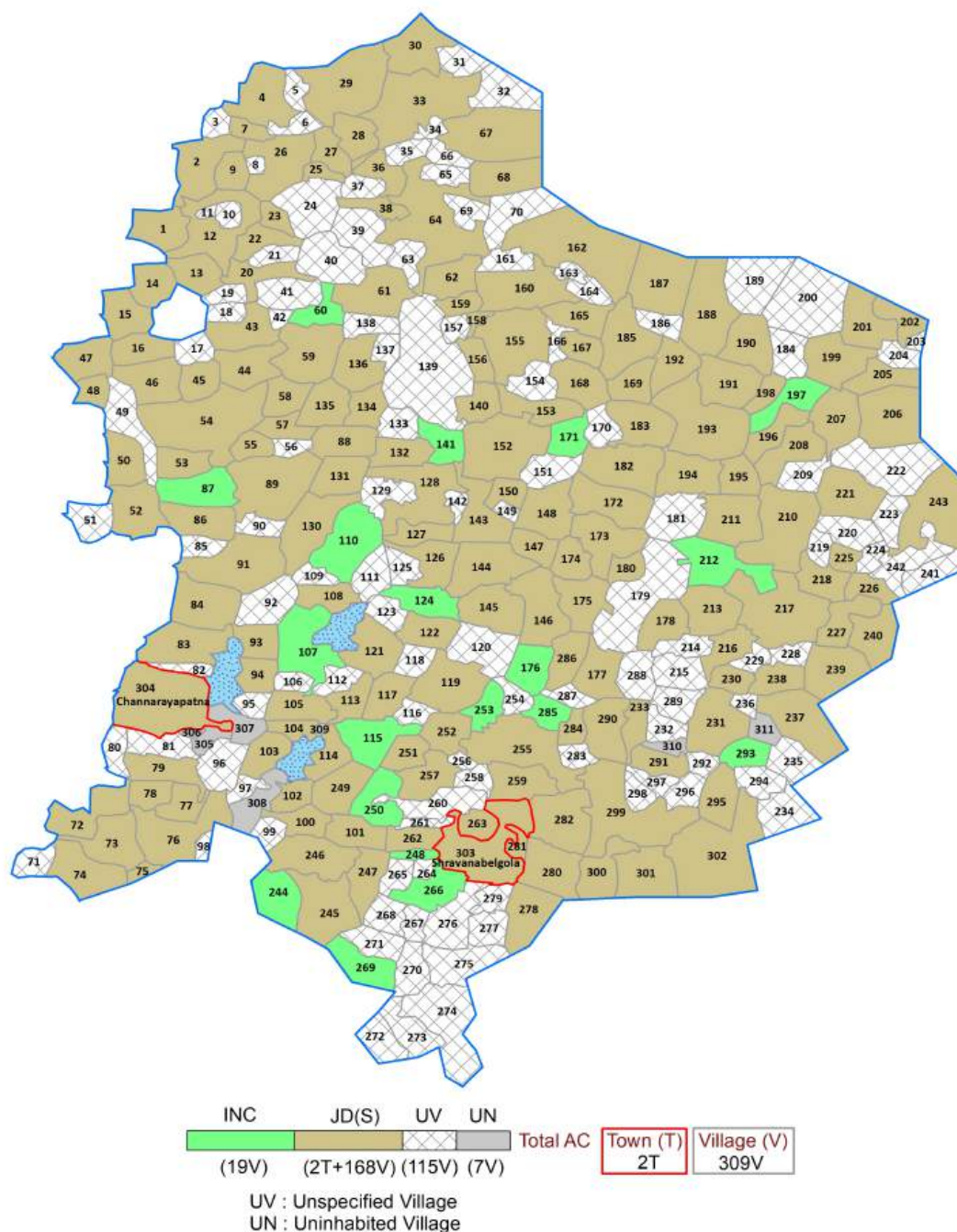
© Datanet India Pvt. Ltd.

All rights reserved. No part of this book may be reproduced, stored in a retrieval system or transmitted in any form or by any means, mechanical photocopying, photographing, scanning, recording or otherwise without the prior written permission of the publisher. Please refer to Disclaimer at page no. 247 for the use of this publication.

Printed in India

No.	Particulars	Page No.
	Introduction	
1	Assembly Constituency - (Vidhan Sabha) at a Glance Features of Assembly as per Delimitation Commission of India (2008)	1-2
	Location and Political Maps	
2	Location Map Boundaries of Assembly Constituency - (Vidhan Sabha) in District Boundaries of Assembly Constituency under Parliamentary Constituency - (Lok Sabha) Town & Village-wise Winner Parties- 2024, 2023, 2019, 2018, 2014, 2013 and 2009	3-11
	Administrative Setup (2011)	
3	District Sub-district Towns Villages Inhabited Villages Uninhabited Villages Village Panchayat Intermediate Panchayat	12-27
	Demographics (2011)	
4	Population Households Rural/Urban Population Towns and Villages by Population Size Sex Ratio (Total & 0-6 Years) Religious Population Social Population Literacy Rate	28-29
	Electoral Features	
5	Important Dates of Last Elections Held Electors by Gender Service Electors Voters Voters Turnout Polling Stations & Average Number of Electors per Polling Station Electors by Age Group Present Elected Representatives	30-35
	Historical Summary Election Results	
6	Vote Share of Major Parties Winning Margin (Number & Percentage) Polarity of Parties Summary Result of Assembly Segment of Parliamentary Elections 2024, 2019, 2014, 2009, 2004 and 1999 Summary Result of Assembly Elections 2023, 2018, 2013, 2008, 2004, 1999, 1994, 1989, 1985, 1983, 1978, 1972, 1967, 1962 and 1957	36-59
	Polling Station Level Election Results	
7	Name and Number of Polling Station 2024, 2023, 2019, 2018, 2014, 2013 and 2009 Polling Station-wise Electors, Voters & Voters Turnout 2024, 2023, 2019, 2018, 2014, 2013 and 2009 Polling Station wise Elections Results 2024, 2023, 2019, 2018, 2014, 2013 and 2009	60-227
	Share of Assembly Constituency	
8	Share of Assembly Constituency - (Vidhan Sabha) in State, District and Parliamentary Constituency - (Lok Sabha)	228
	Socio-Economic Amenities (2011)	
9	Access to Administrative Units Agricultural, Manufacturing and Industrial Commodities Demographic Indicators Education Health & Manpower Drinking Water Supply Sanitation Entertainment and Recreations Infrastructure Power Food Allocation Distribution and Marketing of Agriculture Commodities Infrastructure Transport and Road Infrastructure Communication Banking and Financial Services Land Use Irrigation Source	230-244
10	Abbreviation & Sources	245-246
11	Disclaimer	247

Town & Village-wise Winner Parties in Shravanabelagola
Assembly Constituency under State Assembly
Election (AE) (No. 193) - 2013



Administrative Setup

List of Village Panchayat & Intermediate Panchayat (Block) Name - 2011

Village Name	Village Panchayat Name	Intermediate Panchayat Name
A.Belaguli	S.Shivara	Channarayapatna
Adagur	Devasthana Kalenahalli	Channarayapatna
Adihalli	Navile	Channarayapatna
Agasarahalli	Sathenahalli	Channarayapatna
Akkanahalli	Akkanahalli	Channarayapatna
Aladahalli	Dammaningala	Channarayapatna
Anathi	Anathi	Channarayapatna
Ankanahalli	Juttanahalli	Channarayapatna
Anthanahalli	Gowdagere	Channarayapatna
Appenahalli	Tagadur	Channarayapatna
Arakere	Mathigatta	Channarayapatna
Aralapura	Dindagur	Channarayapatna
Aruvanahalli	Dammaningala	Channarayapatna
Athihalli	Jambur	Channarayapatna
Avverahalli	Jambur	Channarayapatna
Ayyarahalli	Mathigatta	Channarayapatna
B. Honnenahalli	Bekka	Channarayapatna
B.Byrapura	Karehalli	Channarayapatna
B.Cholenahalli	Bekka	Channarayapatna
Badakanahalli	Gowdagere	Channarayapatna
Baddikere	Belagihalli	Channarayapatna
Bagur	Bagur	Channarayapatna
Baktaravalli	Navile	Channarayapatna
Balaganchi	Balaganchi	Channarayapatna
Balaganchi Amanikere	Balaganchi	Channarayapatna
Balaghatta	Kembaalu	Channarayapatna
Balehalli	Kembaalu	Channarayapatna
Bananakere	Akkanahalli	Channarayapatna
Banavase	Sathenahalli	Channarayapatna

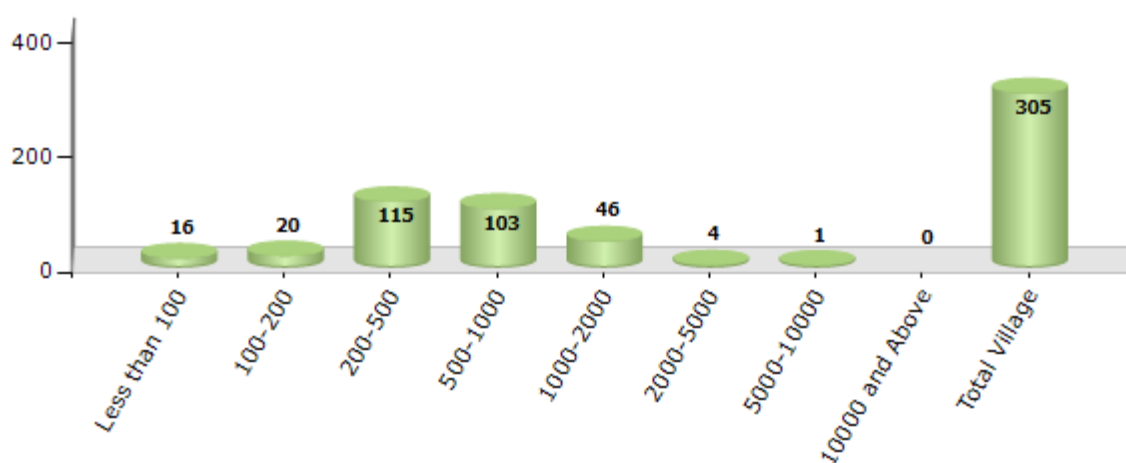
Contd....

Demographic

Number of Villages by Population Size - 2011

Less than 100	100-200	200-500	500-1000	1000-2000	2000-5000	5000-10000	10000 and Above	Total Village
16	20	115	103	46	4	1	0	305

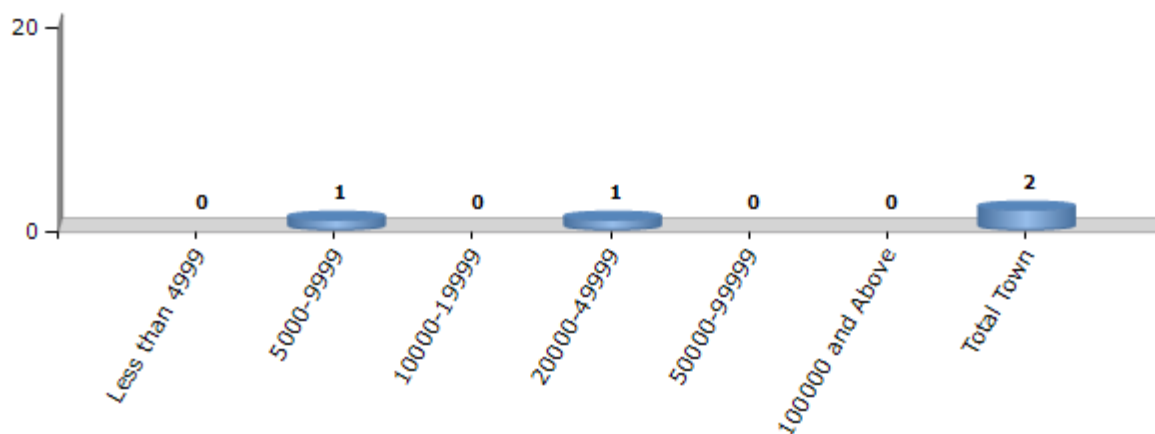
Number of Villages by Population Size - 2011



Number of Towns by Population Size - 2011

Less than 4999	5000-9999	10000-19999	20000-49999	50000-99999	100000 and Above	Total Town
0	1	0	1	0	0	2

Number of Towns by Population Size - 2011

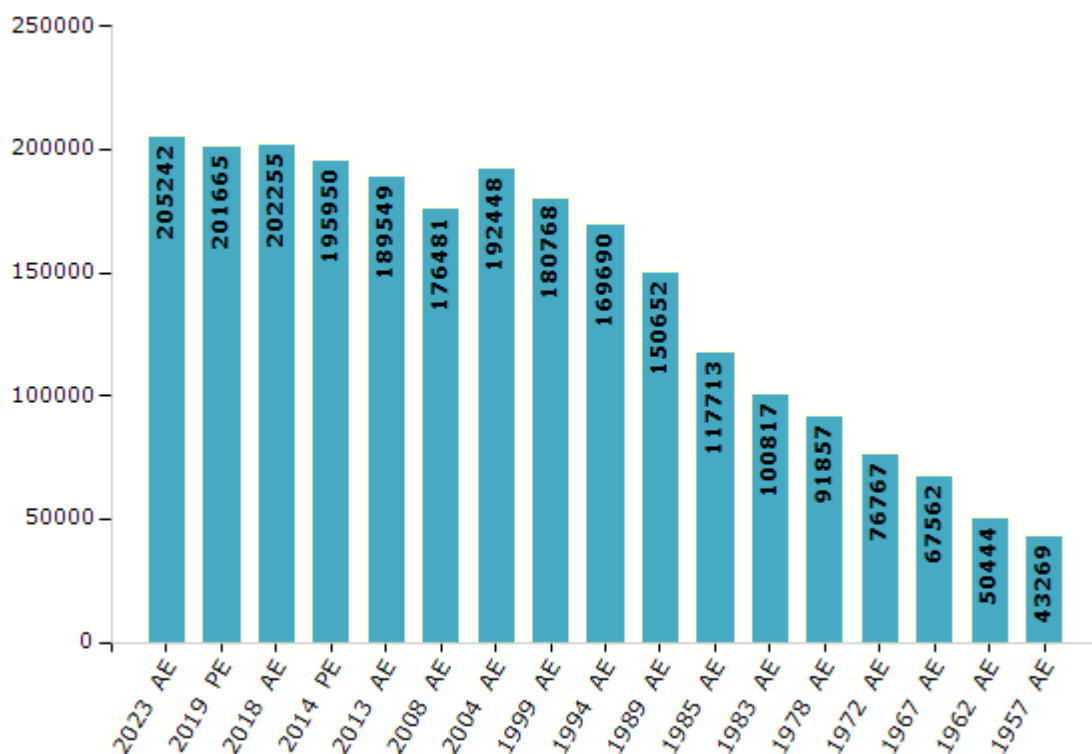


Electoral Features

Electors by Male & Female

Year	Male	Female	Others	Total	Year	Male	Female	Others	Total
2023 AE	101708	103531	3	205242	1999 AE	88554	92214	-	180768
2019 PE	100939	100721	5	201665	1994 AE	83929	85761	-	169690
2018 AE	101213	101039	3	202255	1989 AE	75093	75559	-	150652
2014 PE	98252	97688	10	195950	1985 AE	59135	58578	-	117713
2013 AE	95167	94374	8	189549	1983 AE	49688	51129	-	100817
2009 PE	-	-	-	-	1978 AE	45454	46403	-	91857
2008 AE	88646	87835	-	176481	1972 AE	38528	38239	-	76767
2004 PE	-	-	-	-	1967 AE	-	-	-	67562
2004 AE	95182	97266	-	192448	1962 AE	-	-	-	50444
1999 PE	-	-	-	-	1957 AE	-	-	-	43269

Number of Electors

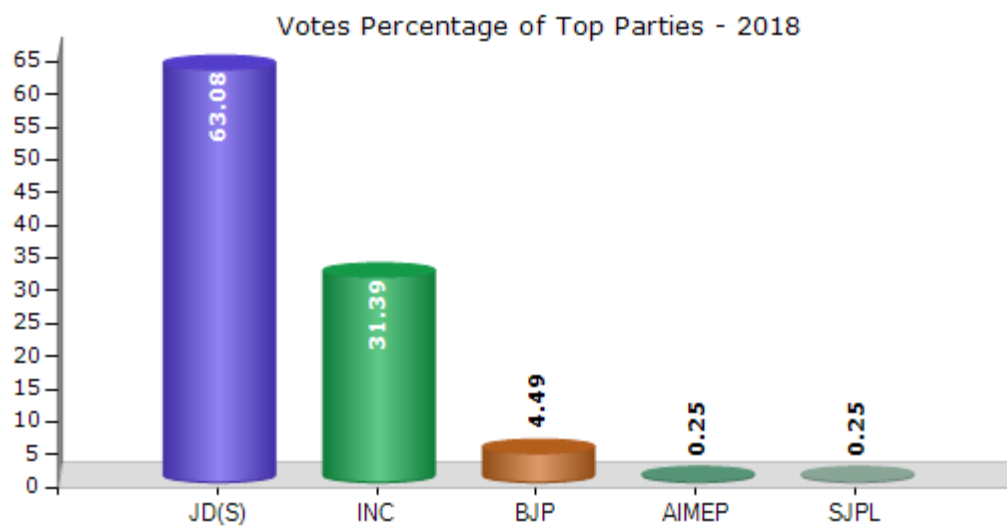


Note : AE : Assembly Election, PE : Assembly Segment of Parliamentary Election

Historical Summary Election Results

Summary Result of Assembly Election - 2018

Candidate Name	Party	Votes	Votes %
C N Balakrishna	JD(S)	105516	63.08
C S Puttegowda	INC	52504	31.39
Shivananjegowda	BJP	7506	4.49
Dwarakish	AIMEP	415	0.25
Bojegowda	SJPL	414	0.25
	NOTA	906	0.54



Polling Station Level Election Results

Number and Name of Polling Stations (PS) (2023)

Number of Polling Stations	Name of Polling Stations	Number of Polling Stations	Name of Polling Stations
1	Government Higher Primary School, Bidar (North Side)	22	Govt Junior Primary School Chavvenahalli
2	Government Senior Primary School (South), Bideh	23	Government Higher Primary School (West Wing), Navile
3	Government Senior Primary School, Valagerahalli (North Left Side)	24	Government Senior Primary School, (East Side) Navile Gate
4	Government Senior Primary School, Valagerahalli, (North, Right Side)	25	Government Junior Primary School, Chikkonahalli
5	Govt Senior Primary School, Kodihalli	26	Government Junior Primary School (New Building) Yachana Ghatta
6	Government Higher Primary School, Anati (West Side)	27	Government Senior Primary School, Bidarakere
7	Government Senior Primary School, Anathi (East Side)	28	Govt Senior Primary School, D. Tumkur
8	Government Senior Primary School, Balabhaga, Karehalli (West Side)	29	Government Senior Primary School (Right Side) Didaga - 1
9	Government Senior Primary School, (East Side) Karehalli	30	Government Senior Primary School (Left Side) Didaga
10	Government Junior Primary School, Channenahalli	31	Government Senior Primary School, Mookikere
11	Government Senior Primary School, Adihalli (New Construction)	32	Government Senior Primary School, Kabbali
12	Government Junior Primary School, Beechagondanahalli	33	Govt Senior Primary School, Dasarahalli
13	Govt High School.K.Birapura	34	Govt Senior Primary School, Masakanahalli
14	Government Junior Primary School, Hullenahalli	35	Government Junior Primary School, England
15	Government High School, Kembalu.	36	Govt Senior Primary School, Santheshivara
16	Govt Junior Primary School Chikkarasanahalli	37	Government Junior Primary School, Ganjigere
17	Govt Senior Primary School, Balaghatta	38	Govt Senior High School, Dyavalapur
18	Government Junior Primary School, Luckyhalli	39	Government Junior Primary School Hullenahalli
19	Government Junior Primary School, Madaguddanahalli	40	Government Junior Primary School, Rampur
20	Govt Senior Primary School, Maraguru Shivra	41	Govt Senior Primary School, Kamanayakanahalli
21	Government Junior Primary School, Kalamaranahalli	42	Government Junior Primary School, Kamanahalli

Contd....

Polling Station Level Election Results

Polling Station-wise Votes Secured by Overall Top Five Parties in Shravanabelagola Assembly in Assembly Election (AE) under Hassan Parliamentary Constituency in Karnataka (2023)

Number of Polling Station	Winner - C.N. Balakrishna (JD(S))	Runner-up - M.A. Gopala Swamy (INC)	3rd - Chidhananda C.R (BJP)	4th - Manjegovda Badakanahalli (AAP)	5th - Kiran T.K (UPJP)	NOTA	Other	Total Votes Secured
36	398	465	46	3	5	2	6	925
37	197	143	16	2	2	0	2	362
38	216	202	9	2	2	0	1	432
39	190	287	5	1	0	0	4	487
40	106	175	4	1	0	0	2	288
41	331	436	6	6	2	1	14	796
42	249	236	5	1	1	3	12	507
43	311	330	10	4	11	3	9	678
44	399	362	6	6	2	3	7	785
45	317	280	5	7	1	1	3	614
46	315	268	10	5	3	2	4	607
47	224	211	13	3	0	1	2	454
48	366	202	8	4	1	1	8	590
49	269	248	5	3	2	3	8	538
50	283	161	20	2	1	4	10	481
51	339	277	3	4	3	5	4	635
52	269	146	23	3	0	2	7	450
53	464	439	7	3	0	2	4	919
54	421	248	15	4	1	0	2	691
55	301	385	44	4	2	0	9	745
56	198	249	7	2	0	2	8	466
57	351	341	28	6	0	1	8	735
58	386	444	7	4	0	4	5	850
59	223	267	9	5	0	4	14	522
60	235	152	21	0	1	0	7	416
61	206	198	5	1	2	0	5	417
62	362	290	19	2	1	6	15	695
63	391	273	8	2	1	5	7	687
64	288	251	12	5	4	4	4	568
65	258	99	7	2	2	3	2	373
66	246	208	15	2	1	2	2	476
67	215	118	32	3	0	0	4	372
68	277	126	6	2	3	2	8	424
69	438	170	10	2	0	0	4	624
70	470	233	5	1	1	0	6	716

Contd....

Polling Station Level Election Results

Winner, Runner-up and 3rd Party Position & Winning Margin According to Polling Stations in Shravanabelagola Assembly in Assembly Election (AE) under Hassan Parliamentary Constituency in Karnataka (2023)

Polling Station Number	Winner Party	Winner Votes (%)	Runner-up Party	Runner-up Votes (%)	Winning Margin Votes (%)	Third Party	Third Party Votes (%)	Other Votes (%)
71	JD(S)	562 (60.56)	INC	322 (34.7)	240 (25.86)	BJP	10 (1.08)	34 (3.66)
72	JD(S)	186 (51.24)	INC	158 (43.53)	28 (7.71)	BJP	16 (4.41)	3 (0.83)
73	JD(S)	303 (55.6)	INC	230 (42.2)	73 (13.4)	BJP	4 (0.73)	8 (1.47)
74	JD(S)	201 (54.92)	INC	151 (41.26)	50 (13.66)	BJP	5 (1.37)	9 (2.46)
75	JD(S)	207 (52.14)	INC	153 (38.54)	54 (13.6)	BJP	31 (7.81)	6 (1.51)
76	JD(S)	329 (61.38)	INC	141 (26.31)	188 (35.07)	BJP	45 (8.4)	21 (3.92)
77	JD(S)	254 (55.95)	INC	198 (43.61)	56 (12.34)	AAP	1 (0.22)	1 (0.22)
78	JD(S)	260 (61.61)	INC	143 (33.89)	117 (27.72)	BJP	12 (2.84)	7 (1.66)
79	JD(S)	297 (50.94)	INC	226 (38.77)	71 (12.17)	BJP	47 (8.06)	13 (2.23)
80	INC	410 (61.93)	JD(S)	234 (35.35)	176 (26.58)	BJP	11 (1.66)	7 (1.06)
81	INC	347 (56.61)	JD(S)	237 (38.66)	110 (17.95)	BJP	19 (3.1)	10 (1.63)
82	INC	331 (55.35)	JD(S)	246 (41.14)	85 (14.21)	BJP	13 (2.17)	8 (1.34)
83	INC	302 (54.12)	JD(S)	231 (41.4)	71 (12.72)	BJP	16 (2.87)	9 (1.61)
84	JD(S)	404 (53.87)	INC	322 (42.93)	82 (10.94)	BJP	11 (1.47)	13 (1.73)
85	INC	463 (53.16)	JD(S)	375 (43.05)	88 (10.11)	BJP	24 (2.76)	9 (1.03)
86	INC	286 (55.75)	JD(S)	195 (38.01)	91 (17.74)	BJP	22 (4.29)	10 (1.95)
87	INC	228 (55.47)	JD(S)	168 (40.88)	60 (14.59)	BJP	4 (0.97)	11 (2.68)
88	INC	325 (57.12)	JD(S)	226 (39.72)	99 (17.4)	BJP	5 (0.88)	13 (2.28)
89	JD(S)	216 (48.98)	INC	215 (48.75)	1 (0.23)	BSP	6 (1.36)	4 (0.91)
90	JD(S)	232 (51.1)	INC	211 (46.48)	21 (4.62)	BJP	4 (0.88)	7 (1.54)
91	JD(S)	305 (52.59)	INC	233 (40.17)	72 (12.42)	BJP	25 (4.31)	17 (2.93)
92	JD(S)	264 (52.07)	INC	196 (38.66)	68 (13.41)	BJP	33 (6.51)	14 (2.76)
93	INC	516 (52.33)	JD(S)	412 (41.78)	104 (10.55)	BJP	25 (2.54)	33 (3.35)
94	JD(S)	314 (48.91)	INC	273 (42.52)	41 (6.39)	BJP	21 (3.27)	34 (5.3)
95	JD(S)	271 (56.11)	INC	196 (40.58)	75 (15.53)	BJP	7 (1.45)	9 (1.86)
96	JD(S)	374 (58.9)	INC	239 (37.64)	135 (21.26)	BJP	12 (1.89)	10 (1.57)
97	JD(S)	331 (48.46)	INC	331 (48.46)	0 (0)	BJP	9 (1.32)	12 (1.76)
98	JD(S)	251 (54.09)	INC	201 (43.32)	50 (10.77)	AAP	6 (1.29)	6 (1.29)
99	INC	408 (59.82)	JD(S)	240 (35.19)	168 (24.63)	BJP	14 (2.05)	20 (2.93)
100	JD(S)	361 (48.78)	INC	346 (46.76)	15 (2.02)	BJP	19 (2.57)	14 (1.89)
101	INC	308 (55.3)	JD(S)	232 (41.65)	76 (13.65)	BJP	7 (1.26)	10 (1.8)
102	INC	510 (55.31)	JD(S)	377 (40.89)	133 (14.42)	BJP	15 (1.63)	20 (2.17)
103	INC	158 (54.11)	JD(S)	111 (38.01)	47 (16.1)	BJP	18 (6.16)	5 (1.71)
104	INC	408 (59.22)	JD(S)	247 (35.85)	161 (23.37)	KRPP	13 (1.89)	21 (3.05)
105	INC	396 (55.23)	JD(S)	292 (40.73)	104 (14.5)	BJP	6 (0.84)	23 (3.21)

Contd....

Socio-Economic Amenities - Rural

Access to Education Facilities

Particulars	Number of Village (% of Population)				
	Available	Not Available	If Not Available (Distance of Nearest Facility)		
			A	B	C
Govt. Primary School	253 (93)	49 (7)	27 (2)	19 (5)	0 (0)
Private Primary School	17 (15)	285 (85)	0 (0)	0 (0)	0 (0)
Govt. Middle School	120 (62)	182 (38)	162 (34)	16 (3)	0 (0)
Private Middle School	12 (12)	290 (88)	3 (1)	0 (0)	0 (0)
Govt. Secondary School	38 (27)	264 (73)	182 (49)	65 (19)	0 (0)
Private Secondary School	6 (6)	296 (94)	12 (3)	2 (1)	0 (0)
Govt. Senior Secondary School	7 (9)	295 (91)	115 (37)	150 (48)	30 (6)
Private Senior Secondary School	0 (0)	302 (100)	0 (0)	0 (0)	0 (0)
Govt. Arts and Science Degree College	1 (3)	301 (97)	34 (11)	73 (26)	188 (60)
Private Arts and Science Degree College	0 (0)	302 (100)	1 (0)	0 (0)	5 (1)
Govt. Engineering College	0 (0)	302 (100)	0 (0)	1 (0)	277 (93)
Private Engineering College	0 (0)	302 (100)	0 (0)	0 (0)	24 (7)
Govt. Medicine College	0 (0)	302 (100)	35 (16)	31 (11)	236 (73)
Private Medicine College	0 (0)	302 (100)	0 (0)	0 (0)	0 (0)
Govt. Management Institute	0 (0)	302 (100)	0 (0)	3 (1)	51 (18)
Private Management Institute	1 (0)	301 (100)	0 (0)	1 (0)	238 (79)
Govt. Polytechnic	0 (0)	302 (100)	3 (1)	6 (4)	136 (43)
Private Polytechnic	0 (0)	302 (100)	16 (5)	52 (18)	89 (28)
Govt. Vocational Training School/ITI	1 (1)	301 (99)	28 (8)	56 (17)	93 (30)
Private Vocational Training School/ITI	2 (3)	300 (97)	30 (9)	57 (20)	35 (11)
Govt. Non Formal Training Centre	0 (0)	302 (100)	5 (2)	2 (1)	274 (90)
Private Non Formal Training Centre	0 (0)	302 (100)	0 (0)	0 (0)	21 (7)
Govt. School For Disabled	0 (0)	302 (100)	2 (1)	12 (4)	267 (88)
Private School For Disabled	0 (0)	302 (100)	1 (1)	0 (0)	20 (7)
Government Others	0 (0)	302 (100)	6 (2)	23 (7)	265 (88)
Private Others	0 (0)	302 (100)	5 (2)	2 (1)	1 (0)

Note : Distance A : Less than 5 km; B : Between 5-10 km; C : 10+ km.; Source : Data Analysis is based on 2011 Census.

DISCLAIMER

The Terms of Use and Disclaimer of Datanet India Private Limited (hereinafter referred to as "Datanet") for use of this analysis report of **Shravanabelagola Assembly Constituency (Shravanabelagola Vidhan Sabha) :-**

1. **Assembly Factbook™** is a Registered Trade Mark owned by Datanet.
2. All the maps are sketched and graphical representation only and have not been drawn to the scale and also not to represent the actual geographical area or boundary of the unit.
3. The data for the aforesaid analysis is based on authentic sources and has been culled from the various publications of Census, CSO and NSSO for district and block level data, various central and state government departments, Central & State Elections Commissions and the concerned Returning Officers' releases, Electoral Rolls, Election results and allied publications, internal assessment, surveys, estimates and analysis. Therefore, certain adjustment of data at micro level may have been done to arrive closer to the macro data.
4. Data have been provided on an "As Is" and "As AVAILABLE" basis
5. The colours shown in the maps or diagram and charts of a particular party, alliance or AC are indicative and do not represent them.
6. This publication which includes maps, sheets, graphs and data would be the property under copyright of Datanet only. The user may use these for its internal study, analysis and research purposes. It's public display, re-selling or any commercial uses by the user are not allowed.
7. Datanet has taken due care and caution in compilation and processing of data and allied information, but does not guarantee the accuracy, adequacy or completeness of any information/analysis and will be not responsible for any errors or omissions or for the results obtained from the use of such information/analysis.
8. All the contents for the publication have been culled from various authentic sources and Datanet reasonably believes such sources to be reliable, but does not make any representations, express or implied as to the accuracy or fitness of use of such information. The information or contents of the information/analysis do not constitute advice and should not be relied upon in making (or refraining from making) any decision. Any reliance placed upon the information provided by Datanet is the sole responsibility and strictly at the user's risk.
9. In no event will Datanet be liable for any damages (including, without limitation, damages for loss of business projects, or loss of profits) arising in contract, tort or otherwise from the use of or inability to use any of its contents, or from any action taken (or refrained from being taken) as a result of using the analysis or any of its contents. Datanet its directors, owners, editors, officials, employees, distributor and agents or any associate will not be liable for any errors in the information contained or any consequences arising from the use of the contents of the provided information/analysis.
10. If any provision of these terms and conditions is held invalid or illegal or unenforceable for any reason by any court of competent jurisdiction, such provision shall be severed and the remainder of provisions of the terms and conditions shall continue in full force and effect as if the Term of Use had been executed with the invalid, illegal or unenforceable provision eliminated.
11. If there are any discrepancies in the information provided, please bring it to attention of Datanet for suitable rectification measures.

Buy Online This Complete Book At
Indiastat Publication Book Store

www.indiastatpublications.com

or go directly at

[http://www.indiastatpublications.com/
Assembly_factbook/Karnataka/Hassan/ Shravanabelagola](http://www.indiastatpublications.com/Assembly_factbook/Karnataka/Hassan/Shravanabelagola)



i indiastat**elections**

ISBN : 978-93-5802-028-1



9 789358 020281